

### State Safety Oversight

<b>TIP ID</b>	90-1401-39	<b>Year of Operation</b>	Ongoing
<b>Agency</b>	Office of the Secretary	<b>Project Type</b>	Other
<b>Project Category</b>	Environmental/Safety	<b>Functional Class</b>	NA
<b>Conformity Status</b>	Exempt	<b>Physical Data</b>	NA
<b>CIP or CTP ID(s)</b>	A-9	<b>Est. Total Cost</b>	\$2,400,000

**Description:**


The Maryland Department of Transportation (MDOT) intends to use these Section 5329 Funds to provide administrative expenses for training, consultant services and miscellaneous equipment to oversee MTA’s Light Rail and Metro systems and its operations in the Baltimore, Maryland metropolitan area.

**Justification:**

To make transit safer through policy development, hazard investigation, data collection, risk analysis, effective oversight programs and information sharing.

**Connection to Long-Range Transportation Planning Goals:**

- 1.B Improve System Safety -- Apply safety-related management and operations techniques.
- 1.D Improve System Safety -- Improve emergency response time.
- 9. Promote Informed Decision Making





### State Safety Oversight

(Funding in Thousands)

#### Section 5329 (State Safety Oversight)

Phase	FY 2023 Federal Funds	FY 2023 Matching Funds	FY 2024 Federal Funds	FY 2024 Matching Funds	FY 2025 Federal Funds	FY 2025 Matching Funds	FY 2026 Federal Funds	FY 2026 Matching Funds	Total Four-Year Funding Request
CON	\$0	\$0	\$0	\$0	\$0	\$0	\$0	\$0	\$0
OTH	\$400	\$200	\$400	\$200	\$400	\$200	\$400	\$200	\$2,400
ENG	\$0	\$0	\$0	\$0	\$0	\$0	\$0	\$0	\$0
PL	\$0	\$0	\$0	\$0	\$0	\$0	\$0	\$0	\$0
ROW	\$0	\$0	\$0	\$0	\$0	\$0	\$0	\$0	\$0
<b>Subtotal</b>	<b>\$400</b>	<b>\$200</b>	<b>\$400</b>	<b>\$200</b>	<b>\$400</b>	<b>\$200</b>	<b>\$400</b>	<b>\$200</b>	<b>\$2,400</b>
<b>Total</b>	<b>\$400</b>	<b>\$200</b>	<b>\$400</b>	<b>\$200</b>	<b>\$400</b>	<b>\$200</b>	<b>\$400</b>	<b>\$200</b>	<b>\$2,400</b>

**Baltimore-Washington Superconducting Maglev (SCMAGLEV) Project**

<b>TIP ID</b>	90-1901-99	<b>Year of Operation</b>	NA
<b>Agency</b>	Office of the Secretary	<b>Project Type</b>	Miscellaneous
<b>Project Category</b>	Miscellaneous	<b>Functional Class</b>	NA
<b>Conformity Status</b>	Exempt	<b>Physical Data</b>	NA
<b>CIP or CTP ID(s)</b>	TSO-6	<b>Est. Total Cost</b>	\$15,000,000,000

**Description:**

Baltimore-Washington Rapid Rail (BWRR), a private company based in Maryland, is proposing to construct an SCMAGLEV train system between Baltimore, Maryland and Washington, DC with an intermediate stop at BWI Marshall Airport. An Environmental Impact Statement (EIS) was completed in January 2021 to evaluate the potential impacts of the construction and operation of such a system with grant funding from the Federal Railroad Administration and matching funds from BWRR. This project is represented in both the Baltimore Regional Transportation Board (BRTB) (50%) and National Capital Region Transportation Planning Board (TPB) (50%) TIPs. The estimated total cost of \$15 billion is projected funding that will be required to construct this project. \$26 million in federal funding was awarded in 2020. No schedule or additional funding for further phases have been identified.

**Justification:**

Over the next 30 years, population in the Baltimore-Washington region is expected to grow by 30 percent, significantly increasing demand on roadways and railways between the two cities. The purpose of BWRR’s proposed action is to increase capacity, reduce travel time, and improve both reliability and mobility options between Baltimore and Washington, with possible future extensions to New York City.



**Connection to Long-Range Transportation Planning Goals:**

- 4.C Increase Mobility -- Expand transit service coverage / hours of operation.
- 5.A Conserve and Enhance the Environment -- Provide alternatives to single-occupant passenger vehicles / apply emission reduction technologies.
- 7.E Promote Prosperity and Economic Opportunity -- Improve access to existing communities and regional generators of economic activity.



### Baltimore-Washington Superconducting Maglev (SCMAGLEV) Project

(Funding in Thousands)

#### Federal Railroad Administration

Phase	FY 2023 Federal Funds	FY 2023 Matching Funds	FY 2024 Federal Funds	FY 2024 Matching Funds	FY 2025 Federal Funds	FY 2025 Matching Funds	FY 2026 Federal Funds	FY 2026 Matching Funds	Total Four-Year Funding Request
CON	\$0	\$0	\$0	\$0	\$0	\$0	\$0	\$0	\$0
OTH	\$0	\$0	\$0	\$0	\$0	\$0	\$0	\$0	\$0
ENG	\$0	\$0	\$0	\$0	\$0	\$0	\$0	\$0	\$0
PL	\$731	\$183	\$0	\$0	\$0	\$0	\$0	\$0	\$914
ROW	\$0	\$0	\$0	\$0	\$0	\$0	\$0	\$0	\$0
<b>Subtotal</b>	<b>\$731</b>	<b>\$183</b>	<b>\$0</b>	<b>\$0</b>	<b>\$0</b>	<b>\$0</b>	<b>\$0</b>	<b>\$0</b>	<b>\$914</b>
<b>Total</b>	<b>\$731</b>	<b>\$183</b>	<b>\$0</b>	<b>\$0</b>	<b>\$0</b>	<b>\$0</b>	<b>\$0</b>	<b>\$0</b>	<b>\$914</b>

**Areawide Transportation Alternatives Projects**

<b>TIP ID</b>	60-9903-29	<b>Year of Operation</b>	Ongoing
<b>Agency</b>	SHA - Regional	<b>Project Type</b>	Other
<b>Project Category</b>	Enhancement Program	<b>Functional Class</b>	NA
<b>Conformity Status</b>	Exempt	<b>Physical Data</b>	NA
<b>CIP or CTP ID(s)</b>	N/A	<b>Est. Total Cost</b>	\$29,600,000

**Description:**

This is an ongoing program to expand travel choices and enhance the transportation experience by improving the cultural, historic, and environmental aspects of the Baltimore region's transportation infrastructure. These improvements may include but are not limited to bicycle and pedestrian facilities; rehabilitation of historic transportation facilities such as railroads and canals; conversion and use of abandoned railroad corridors; archaeological activities related to transportation impacts; and mitigation of water pollution caused by highway runoff. This program also includes Safe Routes to School program projects and Recreational Trails program projects.

**Justification:**

Transportation enhancements are projects which add community and environmental value to the transportation system.

**Connection to Long-Range Transportation Planning Goals:**

- 1.E Improve System Safety -- Improve safety conditions for pedestrians and bicyclists.
- 2.F Improve and Maintain the Existing Infrastructure -- Improve the condition of pedestrian and bicycle facilities.
- 3.A Improve Accessibility -- Increase transportation alternatives for all segments of the population.
- 5.E Conserve and Enhance the Environment -- Preserve and protect natural and cultural resources.





Areawide Transportation Alternatives Projects

(Funding in Thousands)

Transportation Alternatives (Transportation Enhancement, Safe Routes to School)

Phase	FY 2023 Federal Funds	FY 2023 Matching Funds	FY 2024 Federal Funds	FY 2024 Matching Funds	FY 2025 Federal Funds	FY 2025 Matching Funds	FY 2026 Federal Funds	FY 2026 Matching Funds	Total Four-Year Funding Request
CON	\$5,600	\$1,400	\$4,800	\$1,200	\$4,800	\$1,200	\$6,000	\$0	\$25,000
OTH	\$0	\$0	\$0	\$0	\$0	\$0	\$0	\$0	\$0
ENG	\$640	\$160	\$640	\$160	\$640	\$160	\$640	\$160	\$3,200
PL	\$240	\$60	\$240	\$60	\$240	\$60	\$240	\$60	\$1,200
ROW	\$40	\$10	\$40	\$10	\$40	\$10	\$40	\$10	\$200
<b>Subtotal</b>	<b>\$6,520</b>	<b>\$1,630</b>	<b>\$5,720</b>	<b>\$1,430</b>	<b>\$5,720</b>	<b>\$1,430</b>	<b>\$6,920</b>	<b>\$230</b>	<b>\$29,600</b>
<b>Total</b>	<b>\$6,520</b>	<b>\$1,630</b>	<b>\$5,720</b>	<b>\$1,430</b>	<b>\$5,720</b>	<b>\$1,430</b>	<b>\$6,920</b>	<b>\$230</b>	<b>\$29,600</b>

Areawide Environmental Projects

<b>TIP ID</b>	60-9506-38	<b>Year of Operation</b>	Ongoing
<b>Agency</b>	SHA - Regional	<b>Project Type</b>	Environmental other
<b>Project Category</b>	Environmental/Safety	<b>Functional Class</b>	NA
<b>Conformity Status</b>	Exempt	<b>Physical Data</b>	NA
<b>CIP or CTP ID(s)</b>	A-20	<b>Est. Total Cost</b>	\$93,050,000

Description:

This is an ongoing program to provide environmental and aesthetic improvements on MDOT SHA's highway network. These non-capacity improvements may include but are not limited to noise abatement, wetland management and rehabilitation, reforestation, landscaping, scenic beautification, and bicycle and pedestrian facilities.

Justification:

Will restore important wetlands, enhance the surrounding environment and community, and reduce noise impacts.

Connection to Long-Range Transportation Planning Goals:

- 2.F Improve and Maintain the Existing Infrastructure -- Improve the condition of pedestrian and bicycle facilities.
- 5.B Conserve and Enhance the Environment -- Reduce surface runoff.
- 5.E Conserve and Enhance the Environment -- Preserve and protect natural and cultural resources.





### Areawide Environmental Projects

(Funding in Thousands)

#### Highway Safety Improvement Program

Phase	FY 2023 Federal Funds	FY 2023 Matching Funds	FY 2024 Federal Funds	FY 2024 Matching Funds	FY 2025 Federal Funds	FY 2025 Matching Funds	FY 2026 Federal Funds	FY 2026 Matching Funds	Total Four-Year Funding Request
CON	\$400	\$100	\$400	\$100	\$400	\$100	\$400	\$100	\$2,000
OTH	\$0	\$0	\$0	\$0	\$0	\$0	\$0	\$0	\$0
ENG	\$160	\$40	\$80	\$20	\$80	\$20	\$80	\$20	\$500
PL	\$40	\$10	\$40	\$10	\$40	\$10	\$40	\$10	\$200
ROW	\$40	\$10	\$40	\$10	\$40	\$10	\$40	\$10	\$200
<b>Subtotal</b>	<b>\$640</b>	<b>\$160</b>	<b>\$560</b>	<b>\$140</b>	<b>\$560</b>	<b>\$140</b>	<b>\$560</b>	<b>\$140</b>	<b>\$2,900</b>

#### National Highway Performance Program (National Highway System, Interstate Maintenance, Bridge (on-System))

Phase	FY 2023 Federal Funds	FY 2023 Matching Funds	FY 2024 Federal Funds	FY 2024 Matching Funds	FY 2025 Federal Funds	FY 2025 Matching Funds	FY 2026 Federal Funds	FY 2026 Matching Funds	Total Four-Year Funding Request
CON	\$1,600	\$400	\$800	\$200	\$800	\$200	\$800	\$200	\$5,000
OTH	\$0	\$0	\$0	\$0	\$0	\$0	\$0	\$0	\$0
ENG	\$400	\$100	\$400	\$100	\$400	\$100	\$320	\$80	\$1,900
PL	\$40	\$10	\$40	\$10	\$40	\$10	\$40	\$10	\$200
ROW	\$40	\$10	\$40	\$10	\$40	\$10	\$40	\$10	\$200
<b>Subtotal</b>	<b>\$2,080</b>	<b>\$520</b>	<b>\$1,280</b>	<b>\$320</b>	<b>\$1,280</b>	<b>\$320</b>	<b>\$1,200</b>	<b>\$300</b>	<b>\$7,300</b>





Areawide Environmental Projects

(Funding in Thousands)

Surface Transportation Block Grant Program

Phase	FY 2023 Federal Funds	FY 2023 Matching Funds	FY 2024 Federal Funds	FY 2024 Matching Funds	FY 2025 Federal Funds	FY 2025 Matching Funds	FY 2026 Federal Funds	FY 2026 Matching Funds	Total Four-Year Funding Request
CON	\$19,200	\$4,800	\$19,200	\$4,800	\$12,000	\$3,000	\$12,000	\$3,000	\$78,000
OTH	\$0	\$0	\$0	\$0	\$0	\$0	\$0	\$0	\$0
ENG	\$1,120	\$280	\$1,120	\$280	\$800	\$200	\$160	\$40	\$4,000
PL	\$120	\$30	\$80	\$20	\$80	\$20	\$80	\$20	\$450
ROW	\$80	\$20	\$80	\$20	\$80	\$20	\$80	\$20	\$400
<b>Subtotal</b>	<b>\$20,520</b>	<b>\$5,130</b>	<b>\$20,480</b>	<b>\$5,120</b>	<b>\$12,960</b>	<b>\$3,240</b>	<b>\$12,320</b>	<b>\$3,080</b>	<b>\$82,850</b>
<b>Total</b>	<b>\$23,240</b>	<b>\$5,810</b>	<b>\$22,320</b>	<b>\$5,580</b>	<b>\$14,800</b>	<b>\$3,700</b>	<b>\$14,080</b>	<b>\$3,520</b>	<b>\$93,050</b>

### Areawide Congestion Management

<b>TIP ID</b>	60-9504-04	<b>Year of Operation</b>	Ongoing
<b>Agency</b>	SHA - Regional	<b>Project Type</b>	Traffic engineering
<b>Project Category</b>	Emission Reduction Strategy	<b>Functional Class</b>	Varies
<b>Conformity Status</b>	Exempt	<b>Physical Data</b>	NA
<b>CIP or CTP ID(s)</b>	A-21	<b>Est. Total Cost</b>	\$107,600,000

**Description:**

This is an ongoing program to provide traffic control, management, and monitoring on State highways. These improvements may include but are not limited to the employment of variable message signs, video for traffic management (CCTV), traffic management detectors, signal systemization and remote timing, permanent congestion monitoring systems employed by the CHART program, deployment of local jurisdiction intelligent transportation system (ITS) projects, and the development of park-and-ride facilities.

**Justification:**

These projects together provide an important air quality component of reducing emissions from motor vehicles in the Baltimore region. Most of these projects will improve safety and traffic flow operations on the existing highway system without major new construction. They will save motorists time by allowing them to avoid traffic congestion. Some of the projects will reduce congestion through the use of ITS technology innovations in communication, advanced traffic management, traveler information, etc.

**Connection to Long-Range Transportation Planning Goals:**

- 1.B Improve System Safety -- Apply safety-related management and operations techniques.
- 4.D Increase Mobility -- Apply mobility-related management and operations techniques.
- 5.D Conserve and Enhance the Environment -- Reduce greenhouse gas emissions in accordance with state and local sustainability and climate change plans.





### Areawide Congestion Management

(Funding in Thousands)

#### Congestion Mitigation and Air Quality

Phase	FY 2023 Federal Funds	FY 2023 Matching Funds	FY 2024 Federal Funds	FY 2024 Matching Funds	FY 2025 Federal Funds	FY 2025 Matching Funds	FY 2026 Federal Funds	FY 2026 Matching Funds	Total Four-Year Funding Request
CON	\$1,200	\$300	\$1,200	\$300	\$1,200	\$300	\$1,200	\$300	\$6,000
OTH	\$0	\$0	\$0	\$0	\$0	\$0	\$0	\$0	\$0
ENG	\$160	\$40	\$160	\$40	\$160	\$40	\$160	\$40	\$800
PL	\$40	\$10	\$40	\$10	\$40	\$10	\$40	\$10	\$200
ROW	\$40	\$10	\$40	\$10	\$40	\$10	\$40	\$10	\$200
<b>Subtotal</b>	<b>\$1,440</b>	<b>\$360</b>	<b>\$1,440</b>	<b>\$360</b>	<b>\$1,440</b>	<b>\$360</b>	<b>\$1,440</b>	<b>\$360</b>	<b>\$7,200</b>



### Areawide Congestion Management

(Funding in Thousands)

#### National Highway Performance Program (National Highway System, Interstate Maintenance, Bridge (on-System))

Phase	FY 2023 Federal Funds	FY 2023 Matching Funds	FY 2024 Federal Funds	FY 2024 Matching Funds	FY 2025 Federal Funds	FY 2025 Matching Funds	FY 2026 Federal Funds	FY 2026 Matching Funds	Total Four-Year Funding Request
CON	\$2,400	\$600	\$2,400	\$600	\$2,400	\$600	\$1,600	\$400	\$11,000
OTH	\$800	\$200	\$800	\$200	\$800	\$200	\$800	\$200	\$4,000
ENG	\$240	\$60	\$240	\$60	\$240	\$60	\$240	\$60	\$1,200
PL	\$480	\$120	\$320	\$80	\$320	\$80	\$320	\$80	\$1,800
ROW	\$40	\$10	\$40	\$10	\$40	\$10	\$40	\$10	\$200
<b>Subtotal</b>	<b>\$3,960</b>	<b>\$990</b>	<b>\$3,800</b>	<b>\$950</b>	<b>\$3,800</b>	<b>\$950</b>	<b>\$3,000</b>	<b>\$750</b>	<b>\$18,200</b>

#### Surface Transportation Block Grant Program

Phase	FY 2023 Federal Funds	FY 2023 Matching Funds	FY 2024 Federal Funds	FY 2024 Matching Funds	FY 2025 Federal Funds	FY 2025 Matching Funds	FY 2026 Federal Funds	FY 2026 Matching Funds	Total Four-Year Funding Request
CON	\$4,000	\$1,000	\$4,000	\$1,000	\$4,000	\$1,000	\$4,000	\$1,000	\$20,000
OTH	\$8,000	\$2,000	\$8,000	\$2,000	\$5,600	\$1,400	\$5,600	\$1,400	\$34,000
ENG	\$5,600	\$1,400	\$5,600	\$1,400	\$4,800	\$1,200	\$4,800	\$1,200	\$26,000
PL	\$400	\$100	\$400	\$100	\$400	\$100	\$400	\$100	\$2,000
ROW	\$40	\$10	\$40	\$10	\$40	\$10	\$40	\$10	\$200
<b>Subtotal</b>	<b>\$18,040</b>	<b>\$4,510</b>	<b>\$18,040</b>	<b>\$4,510</b>	<b>\$14,840</b>	<b>\$3,710</b>	<b>\$14,840</b>	<b>\$3,710</b>	<b>\$82,200</b>
<b>Total</b>	<b>\$23,440</b>	<b>\$5,860</b>	<b>\$23,280</b>	<b>\$5,820</b>	<b>\$20,080</b>	<b>\$5,020</b>	<b>\$19,280</b>	<b>\$4,820</b>	<b>\$107,600</b>

### Areawide Bridge Replacement And Rehabilitation

<b>TIP ID</b>	60-9310-13	<b>Year of Operation</b>	Ongoing
<b>Agency</b>	SHA - Regional	<b>Project Type</b>	Bridge repair/deck replacement
<b>Project Category</b>	Highway Preservation	<b>Functional Class</b>	NA
<b>Conformity Status</b>	Exempt	<b>Physical Data</b>	NA
<b>CIP or CTP ID(s)</b>	A-20	<b>Est. Total Cost</b>	\$244,100,000

**Description:**

This is an ongoing program to provide major upgrades and maintenance of structures on State highways. These are non-capacity improvements which may include but are not limited to structural replacements, deck rehabilitation, superstructure replacements, parapet reconstruction, cleaning and painting, and general maintenance on various state-owned bridges.

**Justification:**

Will preserve existing structures, increase safety, and improve highway beautification.



**Connection to Long-Range Transportation Planning Goals:**

- 1.C Improve System Safety -- Eliminate hazardous or substandard conditions.
- 2.A Improve and Maintain the Existing Infrastructure -- Improve the condition of roadway systems (pavement, bridges, tunnels).



**2023 - 2026 Transportation Improvement Program**

**Areawide Bridge Replacement And Rehabilitation**

(Funding in Thousands)

**National Highway Performance Program (National Highway System, Interstate Maintenance, Bridge (on-System))**

Phase	FY 2023 Federal Funds	FY 2023 Matching Funds	FY 2024 Federal Funds	FY 2024 Matching Funds	FY 2025 Federal Funds	FY 2025 Matching Funds	FY 2026 Federal Funds	FY 2026 Matching Funds	Total Four-Year Funding Request
CON	\$32,000	\$8,000	\$24,000	\$6,000	\$24,000	\$6,000	\$24,000	\$6,000	\$130,000
OTH	\$0	\$0	\$0	\$0	\$0	\$0	\$0	\$0	\$0
ENG	\$3,200	\$800	\$2,400	\$600	\$2,400	\$600	\$1,200	\$300	\$11,500
PL	\$320	\$80	\$160	\$40	\$160	\$40	\$160	\$40	\$1,000
ROW	\$320	\$80	\$160	\$40	\$160	\$40	\$160	\$40	\$1,000
<b>Subtotal</b>	<b>\$35,840</b>	<b>\$8,960</b>	<b>\$26,720</b>	<b>\$6,680</b>	<b>\$26,720</b>	<b>\$6,680</b>	<b>\$25,520</b>	<b>\$6,380</b>	<b>\$143,500</b>

**Surface Transportation Block Grant Program**

Phase	FY 2023 Federal Funds	FY 2023 Matching Funds	FY 2024 Federal Funds	FY 2024 Matching Funds	FY 2025 Federal Funds	FY 2025 Matching Funds	FY 2026 Federal Funds	FY 2026 Matching Funds	Total Four-Year Funding Request
CON	\$16,000	\$4,000	\$12,000	\$3,000	\$12,000	\$3,000	\$12,000	\$3,000	\$65,000
OTH	\$0	\$0	\$0	\$0	\$0	\$0	\$0	\$0	\$0
ENG	\$8,000	\$2,000	\$8,000	\$2,000	\$4,800	\$1,200	\$4,800	\$1,200	\$32,000
PL	\$480	\$120	\$480	\$120	\$240	\$60	\$240	\$60	\$1,800
ROW	\$480	\$120	\$320	\$80	\$320	\$80	\$320	\$80	\$1,800
<b>Subtotal</b>	<b>\$24,960</b>	<b>\$6,240</b>	<b>\$20,800</b>	<b>\$5,200</b>	<b>\$17,360</b>	<b>\$4,340</b>	<b>\$17,360</b>	<b>\$4,340</b>	<b>\$100,600</b>
<b>Total</b>	<b>\$60,800</b>	<b>\$15,200</b>	<b>\$47,520</b>	<b>\$11,880</b>	<b>\$44,080</b>	<b>\$11,020</b>	<b>\$42,880</b>	<b>\$10,720</b>	<b>\$244,100</b>

**Areawide Resurfacing And Rehabilitation**

<b>TIP ID</b>	60-9501-11	<b>Year of Operation</b>	Ongoing
<b>Agency</b>	SHA - Regional	<b>Project Type</b>	Road resurfacing/rehabilitation
<b>Project Category</b>	Highway Preservation	<b>Functional Class</b>	Varies
<b>Conformity Status</b>	Exempt	<b>Physical Data</b>	NA
<b>CIP or CTP ID(s)</b>	A-20	<b>Est. Total Cost</b>	\$359,400,000

**Description:**

This is an ongoing program to provide periodic resurfacing and upgrading of auxiliary features on State highways. These are non-capacity improvements which may include but are not limited to milling, patching, sealing, and resurfacing of existing deteriorated state roadways. Other improvements such as ADA or guardrail may be included incidental to other resurfacing and rehabilitation improvements.

**Justification:**

Will improve safety and the flow of traffic. This project listing represents a large funding request for many small resurfacing projects throughout the Baltimore region. Project selection is based upon need and is subject to change.

**Connection to Long-Range Transportation Planning Goals:**

- 1.C Improve System Safety -- Eliminate hazardous or substandard conditions.
- 2.A Improve and Maintain the Existing Infrastructure -- Improve the condition of roadway systems (pavement, bridges, tunnels).
- 3.B Improve Accessibility -- Improve ADA-related conditions for pedestrians / transit riders.





**2023 - 2026 Transportation Improvement Program**

**Areawide Resurfacing And Rehabilitation**

(Funding in Thousands)

**Highway Safety Improvement Program**

Phase	FY 2023 Federal Funds	FY 2023 Matching Funds	FY 2024 Federal Funds	FY 2024 Matching Funds	FY 2025 Federal Funds	FY 2025 Matching Funds	FY 2026 Federal Funds	FY 2026 Matching Funds	Total Four-Year Funding Request
CON	\$4,000	\$1,000	\$4,000	\$1,000	\$4,000	\$1,000	\$4,000	\$1,000	\$20,000
OTH	\$0	\$0	\$0	\$0	\$0	\$0	\$0	\$0	\$0
ENG	\$400	\$100	\$400	\$100	\$80	\$20	\$80	\$20	\$1,200
PL	\$40	\$10	\$40	\$10	\$40	\$10	\$40	\$10	\$200
ROW	\$40	\$10	\$40	\$10	\$40	\$10	\$40	\$10	\$200
<b>Subtotal</b>	<b>\$4,480</b>	<b>\$1,120</b>	<b>\$4,480</b>	<b>\$1,120</b>	<b>\$4,160</b>	<b>\$1,040</b>	<b>\$4,160</b>	<b>\$1,040</b>	<b>\$21,600</b>

**National Highway Performance Program (National Highway System, Interstate Maintenance, Bridge (on-System))**

Phase	FY 2023 Federal Funds	FY 2023 Matching Funds	FY 2024 Federal Funds	FY 2024 Matching Funds	FY 2025 Federal Funds	FY 2025 Matching Funds	FY 2026 Federal Funds	FY 2026 Matching Funds	Total Four-Year Funding Request
CON	\$48,000	\$12,000	\$40,000	\$10,000	\$24,000	\$6,000	\$24,000	\$6,000	\$170,000
OTH	\$0	\$0	\$0	\$0	\$0	\$0	\$0	\$0	\$0
ENG	\$1,600	\$400	\$800	\$200	\$400	\$100	\$400	\$100	\$4,000
PL	\$320	\$80	\$160	\$40	\$160	\$40	\$160	\$40	\$1,000
ROW	\$160	\$40	\$160	\$40	\$160	\$40	\$160	\$40	\$800
<b>Subtotal</b>	<b>\$50,080</b>	<b>\$12,520</b>	<b>\$41,120</b>	<b>\$10,280</b>	<b>\$24,720</b>	<b>\$6,180</b>	<b>\$24,720</b>	<b>\$6,180</b>	<b>\$175,800</b>





**2023 - 2026 Transportation Improvement Program**

**Areawide Resurfacing And Rehabilitation**

(Funding in Thousands)

**Surface Transportation Block Grant Program**

Phase	FY 2023 Federal Funds	FY 2023 Matching Funds	FY 2024 Federal Funds	FY 2024 Matching Funds	FY 2025 Federal Funds	FY 2025 Matching Funds	FY 2026 Federal Funds	FY 2026 Matching Funds	Total Four-Year Funding Request
CON	\$32,000	\$8,000	\$32,000	\$8,000	\$28,000	\$7,000	\$28,000	\$7,000	\$150,000
OTH	\$0	\$0	\$0	\$0	\$0	\$0	\$0	\$0	\$0
ENG	\$2,000	\$500	\$1,600	\$400	\$800	\$200	\$800	\$200	\$6,500
PL	\$1,200	\$300	\$1,200	\$300	\$600	\$150	\$600	\$150	\$4,500
ROW	\$320	\$80	\$160	\$40	\$160	\$40	\$160	\$40	\$1,000
<b>Subtotal</b>	<b>\$35,520</b>	<b>\$8,880</b>	<b>\$34,960</b>	<b>\$8,740</b>	<b>\$29,560</b>	<b>\$7,390</b>	<b>\$29,560</b>	<b>\$7,390</b>	<b>\$162,000</b>
<b>Total</b>	<b>\$90,080</b>	<b>\$22,520</b>	<b>\$80,560</b>	<b>\$20,140</b>	<b>\$58,440</b>	<b>\$14,610</b>	<b>\$58,440</b>	<b>\$14,610</b>	<b>\$359,400</b>

**Areawide Safety And Spot Improvements**

<b>TIP ID</b>	60-9508-19	<b>Year of Operation</b>	Ongoing
<b>Agency</b>	SHA - Regional	<b>Project Type</b>	Other
<b>Project Category</b>	Highway Preservation	<b>Functional Class</b>	NA
<b>Conformity Status</b>	Exempt	<b>Physical Data</b>	NA
<b>CIP or CTP ID(s)</b>	A-20	<b>Est. Total Cost</b>	\$220,250,000

**Description:**

This is an ongoing program to provide localized improvements to address safety and/or operational issues on State highways. These are highway improvements which may include but are not limited to projects dealing with bypass lanes, acceleration and deceleration lanes, turn lanes, rail crossings, intersection realignment, geometric improvements, safety improvements including bridge, bicycle, and pedestrian safety improvements, pavement markers, ADA improvements, guardrails, and roundabouts. Other improvements such as slope repairs, drainage improvements, and joint sealing may be included incidental to other safety improvements.

**Justification:**

Will improve safety and the flow of traffic, thereby reducing fatalities, injuries, congestion, and queuing.

**Connection to Long-Range Transportation Planning Goals:**

- 1.C Improve System Safety -- Eliminate hazardous or substandard conditions.
- 1.E Improve System Safety -- Improve safety conditions for pedestrians and bicyclists.
- 2.A Improve and Maintain the Existing Infrastructure -- Improve the condition of roadway systems (pavement, bridges, tunnels).





2023 - 2026 Transportation Improvement Program

Areawide Safety And Spot Improvements

(Funding in Thousands)

Congestion Mitigation and Air Quality

Phase	FY 2023 Federal Funds	FY 2023 Matching Funds	FY 2024 Federal Funds	FY 2024 Matching Funds	FY 2025 Federal Funds	FY 2025 Matching Funds	FY 2026 Federal Funds	FY 2026 Matching Funds	Total Four-Year Funding Request
CON	\$2,000	\$500	\$2,000	\$500	\$2,000	\$500	\$2,000	\$500	\$10,000
OTH	\$0	\$0	\$0	\$0	\$0	\$0	\$0	\$0	\$0
ENG	\$80	\$20	\$80	\$20	\$80	\$20	\$80	\$20	\$400
PL	\$400	\$100	\$200	\$50	\$200	\$50	\$200	\$50	\$1,250
ROW	\$40	\$10	\$40	\$10	\$40	\$10	\$40	\$10	\$200
<b>Subtotal</b>	<b>\$2,520</b>	<b>\$630</b>	<b>\$2,320</b>	<b>\$580</b>	<b>\$2,320</b>	<b>\$580</b>	<b>\$2,320</b>	<b>\$580</b>	<b>\$11,850</b>



**2023 - 2026 Transportation Improvement Program**

**Areawide Safety And Spot Improvements**

(Funding in Thousands)

**Highway Safety Improvement Program**

Phase	FY 2023 Federal Funds	FY 2023 Matching Funds	FY 2024 Federal Funds	FY 2024 Matching Funds	FY 2025 Federal Funds	FY 2025 Matching Funds	FY 2026 Federal Funds	FY 2026 Matching Funds	Total Four-Year Funding Request
CON	\$16,000	\$4,000	\$16,000	\$4,000	\$8,000	\$2,000	\$8,000	\$2,000	\$60,000
OTH	\$0	\$0	\$0	\$0	\$0	\$0	\$0	\$0	\$0
ENG	\$2,000	\$500	\$2,000	\$500	\$400	\$100	\$400	\$0	\$5,900
PL	\$720	\$180	\$1,200	\$300	\$1,200	\$300	\$1,200	\$400	\$5,500
ROW	\$240	\$60	\$240	\$60	\$160	\$40	\$160	\$40	\$1,000
<b>Subtotal</b>	<b>\$18,960</b>	<b>\$4,740</b>	<b>\$19,440</b>	<b>\$4,860</b>	<b>\$9,760</b>	<b>\$2,440</b>	<b>\$9,760</b>	<b>\$2,440</b>	<b>\$72,400</b>

**National Highway Performance Program (National Highway System, Interstate Maintenance, Bridge (on-System))**

Phase	FY 2023 Federal Funds	FY 2023 Matching Funds	FY 2024 Federal Funds	FY 2024 Matching Funds	FY 2025 Federal Funds	FY 2025 Matching Funds	FY 2026 Federal Funds	FY 2026 Matching Funds	Total Four-Year Funding Request
CON	\$11,200	\$2,800	\$8,000	\$2,000	\$8,000	\$2,000	\$8,000	\$2,000	\$44,000
OTH	\$0	\$0	\$0	\$0	\$0	\$0	\$0	\$0	\$0
ENG	\$1,600	\$400	\$800	\$200	\$800	\$200	\$800	\$0	\$4,800
PL	\$160	\$40	\$160	\$40	\$160	\$40	\$160	\$240	\$1,000
ROW	\$640	\$160	\$640	\$160	\$640	\$160	\$640	\$160	\$3,200
<b>Subtotal</b>	<b>\$13,600</b>	<b>\$3,400</b>	<b>\$9,600</b>	<b>\$2,400</b>	<b>\$9,600</b>	<b>\$2,400</b>	<b>\$9,600</b>	<b>\$2,400</b>	<b>\$53,000</b>



**2023 - 2026 Transportation Improvement Program**

**Areawide Safety And Spot Improvements**

(Funding in Thousands)

**Surface Transportation Block Grant Program**

Phase	FY 2023 Federal Funds	FY 2023 Matching Funds	FY 2024 Federal Funds	FY 2024 Matching Funds	FY 2025 Federal Funds	FY 2025 Matching Funds	FY 2026 Federal Funds	FY 2026 Matching Funds	Total Four-Year Funding Request
CON	\$12,000	\$3,000	\$12,000	\$3,000	\$12,000	\$3,000	\$12,000	\$3,000	\$60,000
OTH	\$0	\$0	\$0	\$0	\$0	\$0	\$0	\$0	\$0
ENG	\$3,200	\$800	\$1,600	\$400	\$1,600	\$400	\$1,600	\$400	\$10,000
PL	\$800	\$200	\$800	\$200	\$800	\$200	\$800	\$200	\$4,000
ROW	\$2,400	\$600	\$1,600	\$400	\$1,600	\$400	\$1,600	\$400	\$9,000
<b>Subtotal</b>	<b>\$18,400</b>	<b>\$4,600</b>	<b>\$16,000</b>	<b>\$4,000</b>	<b>\$16,000</b>	<b>\$4,000</b>	<b>\$16,000</b>	<b>\$4,000</b>	<b>\$83,000</b>
<b>Total</b>	<b>\$53,480</b>	<b>\$13,370</b>	<b>\$47,360</b>	<b>\$11,840</b>	<b>\$37,680</b>	<b>\$9,420</b>	<b>\$37,680</b>	<b>\$9,420</b>	<b>\$220,250</b>

**Areawide Urban Reconstruction**

<b>TIP ID</b>	60-9511-19	<b>Year of Operation</b>	Ongoing
<b>Agency</b>	SHA - Regional	<b>Project Type</b>	Other
<b>Project Category</b>	Highway Preservation	<b>Functional Class</b>	NA
<b>Conformity Status</b>	Exempt	<b>Physical Data</b>	NA
<b>CIP or CTP ID(s)</b>	A-20	<b>Est. Total Cost</b>	\$9,305,000

**Description:**

This is an ongoing program to provide roadway rehabilitation and streetscape improvements on State highways in towns and urban areas. These are non-capacity highway improvements which may include but are not limited to projects dealing with drainage, curb and gutter, pavement milling and resurfacing, sidewalks, streetscapes, signs, and markings and lighting improvements.

**Justification:**

Will improve safety and the flow of traffic, thereby reducing delay, queuing and congestion. This will also enhance the surrounding environment and community.

**Connection to Long-Range Transportation Planning Goals:**

- 1.C Improve System Safety -- Eliminate hazardous or substandard conditions.
- 2.A Improve and Maintain the Existing Infrastructure -- Improve the condition of roadway systems (pavement, bridges, tunnels).
- 2.F Improve and Maintain the Existing Infrastructure -- Improve the condition of pedestrian and bicycle facilities.





2023 - 2026 Transportation Improvement Program

Areawide Urban Reconstruction

(Funding in Thousands)

National Highway Performance Program (National Highway System, Interstate Maintenance, Bridge (on-System))

Phase	FY 2023 Federal Funds	FY 2023 Matching Funds	FY 2024 Federal Funds	FY 2024 Matching Funds	FY 2025 Federal Funds	FY 2025 Matching Funds	FY 2026 Federal Funds	FY 2026 Matching Funds	Total Four-Year Funding Request
CON	\$40	\$10	\$20	\$5	\$20	\$5	\$20	\$5	\$125
OTH	\$0	\$0	\$0	\$0	\$0	\$0	\$0	\$0	\$0
ENG	\$8	\$2	\$8	\$2	\$8	\$2	\$8	\$2	\$40
PL	\$4	\$1	\$4	\$1	\$4	\$1	\$4	\$1	\$20
ROW	\$4	\$1	\$4	\$1	\$4	\$1	\$4	\$1	\$20
<b>Subtotal</b>	<b>\$56</b>	<b>\$14</b>	<b>\$36</b>	<b>\$9</b>	<b>\$36</b>	<b>\$9</b>	<b>\$36</b>	<b>\$9</b>	<b>\$205</b>



**2023 - 2026 Transportation Improvement Program**

**Areawide Urban Reconstruction**

(Funding in Thousands)

**Surface Transportation Block Grant Program**

Phase	FY 2023 Federal Funds	FY 2023 Matching Funds	FY 2024 Federal Funds	FY 2024 Matching Funds	FY 2025 Federal Funds	FY 2025 Matching Funds	FY 2026 Federal Funds	FY 2026 Matching Funds	Total Four-Year Funding Request
CON	\$2,400	\$600	\$1,200	\$300	\$1,200	\$300	\$1,200	\$300	\$7,500
OTH	\$0	\$0	\$0	\$0	\$0	\$0	\$0	\$0	\$0
ENG	\$240	\$60	\$80	\$20	\$80	\$20	\$80	\$20	\$600
PL	\$80	\$20	\$40	\$10	\$40	\$10	\$40	\$10	\$250
ROW	\$240	\$60	\$120	\$30	\$120	\$30	\$120	\$30	\$750
<b>Subtotal</b>	<b>\$2,960</b>	<b>\$740</b>	<b>\$1,440</b>	<b>\$360</b>	<b>\$1,440</b>	<b>\$360</b>	<b>\$1,440</b>	<b>\$360</b>	<b>\$9,100</b>
<b>Total</b>	<b>\$3,016</b>	<b>\$754</b>	<b>\$1,476</b>	<b>\$369</b>	<b>\$1,476</b>	<b>\$369</b>	<b>\$1,476</b>	<b>\$369</b>	<b>\$9,305</b>



### Morgan State University Transportation Research Program

<b>TIP ID</b>	60-0702-99	<b>Year of Operation</b>	Ongoing
<b>Agency</b>	SHA - Regional	<b>Project Type</b>	Miscellaneous
<b>Project Category</b>	Miscellaneous	<b>Functional Class</b>	NA
<b>Conformity Status</b>	Exempt	<b>Physical Data</b>	NA
<b>CIP or CTP ID(s)</b>	NA	<b>Est. Total Cost</b>	\$90,000

**Description:**

Transportation research, education and technology transfer activities involving university faculty, staff and students.

**Justification:**

The project will support research and solutions to real world transportation issues and meet state and federal transportation objectives.

**Connection to Long-Range Transportation Planning Goals:**

- 9. Promote Informed Decision Making





Morgan State University Transportation Research Program

(Funding in Thousands)

Other

Phase	FY 2023 Federal Funds	FY 2023 Matching Funds	FY 2024 Federal Funds	FY 2024 Matching Funds	FY 2025 Federal Funds	FY 2025 Matching Funds	FY 2026 Federal Funds	FY 2026 Matching Funds	Total Four-Year Funding Request
CON	\$0	\$0	\$0	\$0	\$0	\$0	\$0	\$0	\$0
OTH	\$45	\$0	\$45	\$0	\$0	\$0	\$0	\$0	\$90
ENG	\$0	\$0	\$0	\$0	\$0	\$0	\$0	\$0	\$0
PL	\$0	\$0	\$0	\$0	\$0	\$0	\$0	\$0	\$0
ROW	\$0	\$0	\$0	\$0	\$0	\$0	\$0	\$0	\$0
<b>Subtotal</b>	<b>\$45</b>	<b>\$0</b>	<b>\$45</b>	<b>\$0</b>	<b>\$0</b>	<b>\$0</b>	<b>\$0</b>	<b>\$0</b>	<b>\$90</b>
<b>Total</b>	<b>\$45</b>	<b>\$0</b>	<b>\$45</b>	<b>\$0</b>	<b>\$0</b>	<b>\$0</b>	<b>\$0</b>	<b>\$0</b>	<b>\$90</b>

### MD 175: Sellner Road/Race Road to McCarron Court

<b>TIP ID</b>	61-1701-41	<b>Year of Operation</b>	2025
<b>Agency</b>	SHA - Anne Arundel County	<b>Project Type</b>	Roadway widening
<b>Project Category</b>	Highway Capacity	<b>Functional Class</b>	Minor Arterial
<b>Conformity Status</b>	Not Exempt	<b>Physical Data</b>	2 to 6 lanes, 0.7 miles
<b>CIP or CTP ID(s)</b>	AA4363	<b>Est. Total Cost</b>	\$76,676,000

**Description:**

This project widens MD 175 from Sellner Road/Race Road to McCarron Court from two to six lanes, and reconfigures ramps in the NE and SW quadrants of the MD 295 interchange to create signalized left turns at MD 175. A shared use path on the south side of the road and bicycle compatible shoulders will extend from Race Road/Sellner Road to McCarron Court. The original project limits included the MD 175 segment from National Business Parkway to Sellner Road/Race Road. This segment was eliminated from the project to accommodate ongoing development in this area.

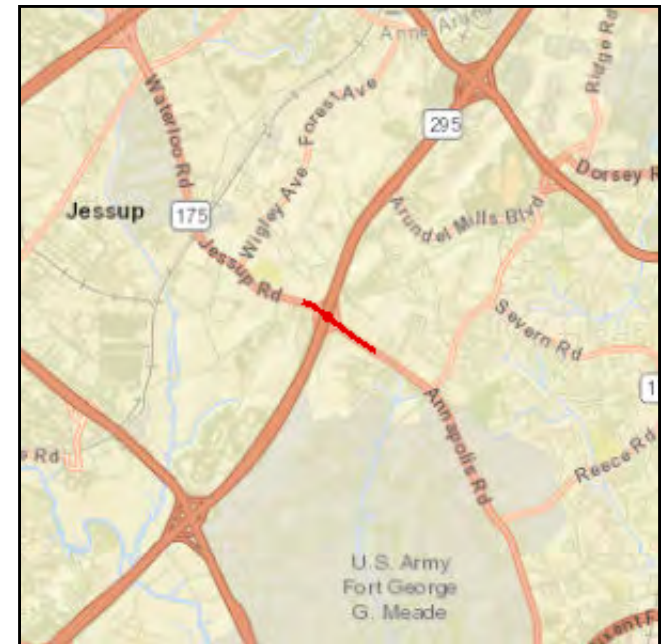
A 5% overhead increase has been added to federal funding flows for each project phase.

**Justification:**

This project will improve safety and operation along MD 175 and ease growing congestion related to the BRAC expansion at Fort Meade.

**Connection to Long-Range Transportation Planning Goals:**

- 2.F Improve and Maintain the Existing Infrastructure -- Improve the condition of pedestrian and bicycle facilities.
- 4. Increase Mobility
- 7.E Promote Prosperity and Economic Opportunity -- Improve access to existing communities and regional generators of economic activity.





MD 175: Sellner Road/Race Road to McCarron Court

(Funding in Thousands)

Surface Transportation Block Grant Program

Phase	FY 2023 Federal Funds	FY 2023 Matching Funds	FY 2024 Federal Funds	FY 2024 Matching Funds	FY 2025 Federal Funds	FY 2025 Matching Funds	FY 2026 Federal Funds	FY 2026 Matching Funds	Total Four-Year Funding Request
CON	\$13,158	\$399	\$15,470	\$469	\$13,896	\$421	\$0	\$0	\$43,813
OTH	\$0	\$0	\$0	\$0	\$0	\$0	\$0	\$0	\$0
ENG	\$0	\$0	\$0	\$0	\$0	\$0	\$0	\$0	\$0
PL	\$0	\$0	\$0	\$0	\$0	\$0	\$0	\$0	\$0
ROW	\$0	\$0	\$0	\$0	\$0	\$0	\$0	\$0	\$0
<b>Subtotal</b>	<b>\$13,158</b>	<b>\$399</b>	<b>\$15,470</b>	<b>\$469</b>	<b>\$13,896</b>	<b>\$421</b>	<b>\$0</b>	<b>\$0</b>	<b>\$43,813</b>



MD 175: Sellner Road/Race Road to McCarron Court

(Funding in Thousands)

Other

Phase	FY 2023 Federal Funds	FY 2023 Matching Funds	FY 2024 Federal Funds	FY 2024 Matching Funds	FY 2025 Federal Funds	FY 2025 Matching Funds	FY 2026 Federal Funds	FY 2026 Matching Funds	Total Four-Year Funding Request
CON	\$0	\$0	\$0	\$0	\$0	\$0	\$0	\$0	\$0
OTH	\$0	\$0	\$0	\$0	\$0	\$0	\$0	\$0	\$0
ENG	\$0	\$0	\$0	\$0	\$0	\$0	\$0	\$0	\$0
PL	\$0	\$0	\$0	\$0	\$0	\$0	\$0	\$0	\$0
ROW	\$0	\$582	\$0	\$623	\$0	\$0	\$0	\$0	\$1,205
<b>Subtotal</b>	<b>\$0</b>	<b>\$582</b>	<b>\$0</b>	<b>\$623</b>	<b>\$0</b>	<b>\$0</b>	<b>\$0</b>	<b>\$0</b>	<b>\$1,205</b>
<b>Total</b>	<b>\$13,158</b>	<b>\$981</b>	<b>\$15,470</b>	<b>\$1,092</b>	<b>\$13,896</b>	<b>\$421</b>	<b>\$0</b>	<b>\$0</b>	<b>\$45,018</b>

**MD 2: US 50 to Arnold Road**

<b>TIP ID</b>	61-2301-41	<b>Year of Operation</b>	2026
<b>Agency</b>	SHA - Anne Arundel County	<b>Project Type</b>	Roadway widening
<b>Project Category</b>	Highway Capacity	<b>Functional Class</b>	Other Principal Arterial
<b>Conformity Status</b>	Not Exempt	<b>Physical Data</b>	2 to 3 lanes, 1.25 miles
<b>CIP or CTP ID(s)</b>	AA9081	<b>Est. Total Cost</b>	\$16,503,000

**Description:**

This project will provide a continuous third lane on northbound MD 2 from US 50 to Arnold Road and sidewalk along northbound MD 2 from Chautaugua Road to Arnold Road and along Arnold Road from the B&A Trail to MD 2. This project was previously included in the FY 2022-2025 TIP as an Anne Arundel County project with TIP ID #11-2102-41.

A 5% overhead increase has been added to federal funding flows for each project phase.

**Justification:**

This project will improve safety for vulnerable users and reduce congestion on MD 2.

**Connection to Long-Range Transportation Planning Goals:**

- 1.E Improve System Safety -- Improve safety conditions for pedestrians and bicyclists.
- 2.F Improve and Maintain the Existing Infrastructure -- Improve the condition of pedestrian and bicycle facilities.
- 4. Increase Mobility





**2023 - 2026 Transportation Improvement Program**

**MD 2: US 50 to Arnold Road**

(Funding in Thousands)

**National Highway Performance Program (National Highway System, Interstate Maintenance, Bridge (on-System))**

Phase	FY 2023 Federal Funds	FY 2023 Matching Funds	FY 2024 Federal Funds	FY 2024 Matching Funds	FY 2025 Federal Funds	FY 2025 Matching Funds	FY 2026 Federal Funds	FY 2026 Matching Funds	Total Four-Year Funding Request
CON	\$0	\$0	\$0	\$0	\$0	\$0	\$0	\$0	\$0
OTH	\$0	\$0	\$0	\$0	\$0	\$0	\$0	\$0	\$0
ENG	\$462	\$23	\$0	\$0	\$0	\$0	\$0	\$0	\$485
PL	\$0	\$0	\$0	\$0	\$0	\$0	\$0	\$0	\$0
ROW	\$0	\$0	\$0	\$0	\$0	\$0	\$0	\$0	\$0
<b>Subtotal</b>	<b>\$462</b>	<b>\$23</b>	<b>\$0</b>	<b>\$0</b>	<b>\$0</b>	<b>\$0</b>	<b>\$0</b>	<b>\$0</b>	<b>\$485</b>

**Other**

Phase	FY 2023 Federal Funds	FY 2023 Matching Funds	FY 2024 Federal Funds	FY 2024 Matching Funds	FY 2025 Federal Funds	FY 2025 Matching Funds	FY 2026 Federal Funds	FY 2026 Matching Funds	Total Four-Year Funding Request
CON	\$0	\$0	\$0	\$0	\$0	\$0	\$0	\$0	\$0
OTH	\$0	\$0	\$0	\$0	\$0	\$0	\$0	\$0	\$0
ENG	\$0	\$110	\$0	\$0	\$0	\$0	\$0	\$0	\$110
PL	\$0	\$0	\$0	\$0	\$0	\$0	\$0	\$0	\$0
ROW	\$0	\$0	\$0	\$0	\$0	\$0	\$0	\$0	\$0
<b>Subtotal</b>	<b>\$0</b>	<b>\$110</b>	<b>\$0</b>	<b>\$0</b>	<b>\$0</b>	<b>\$0</b>	<b>\$0</b>	<b>\$0</b>	<b>\$110</b>
<b>Total</b>	<b>\$462</b>	<b>\$133</b>	<b>\$0</b>	<b>\$0</b>	<b>\$0</b>	<b>\$0</b>	<b>\$0</b>	<b>\$0</b>	<b>\$595</b>

**MD 3: Waugh Chapel Road/Riedel Road to MD32/I-97**

<b>TIP ID</b>	61-2302-41	<b>Year of Operation</b>	2026
<b>Agency</b>	SHA - Anne Arundel County	<b>Project Type</b>	Roadway widening
<b>Project Category</b>	Highway Capacity	<b>Functional Class</b>	Other Principal Arterial
<b>Conformity Status</b>	Not Exempt	<b>Physical Data</b>	4 to 6 lanes, 1.60 miles
<b>CIP or CTP ID(s)</b>	AA0371	<b>Est. Total Cost</b>	\$21,800,000

**Description:**

This project will provide a continuous third lane on northbound MD 3 from St. Stephens Church Road to MD 175, a continuous third lane on southbound MD 3 from the MD 32 Ramp to Waugh Chapel Road/Riedel Road, a shared use path along MD 3 from MD 175 to Waugh Chapel/Riedel Road, and sidewalk and crosswalk improvements at the MD 3 and MD 175 intersection. This project was previously included in the FY 2022-2025 TIP as an Anne Arundel County project with TIP ID #11-2103-41.

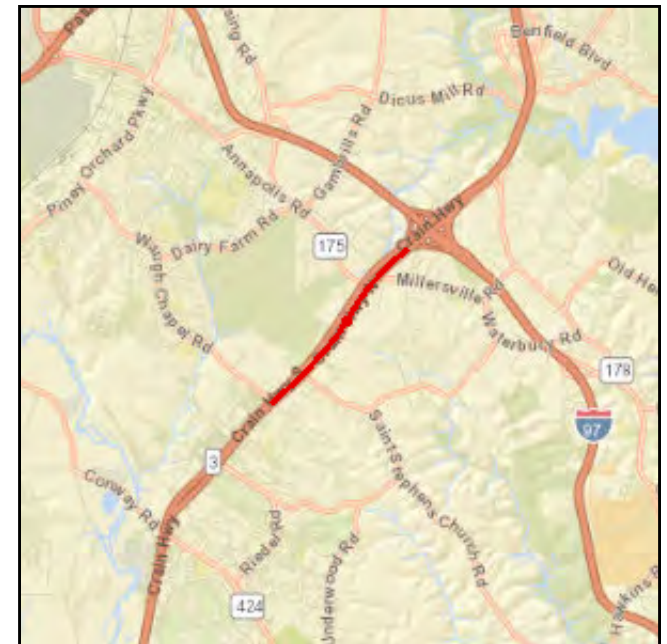
A 5% overhead increase has been added to federal funding flows for each project phase.

**Justification:**

This project will improve safety for vulnerable users and improve operations along MD 3.

**Connection to Long-Range Transportation Planning Goals:**

- 1.E Improve System Safety -- Improve safety conditions for pedestrians and bicyclists.
- 2.F Improve and Maintain the Existing Infrastructure -- Improve the condition of pedestrian and bicycle facilities.
- 4. Increase Mobility
- 7.E Promote Prosperity and Economic Opportunity -- Improve access to existing communities and







2023 - 2026 Transportation Improvement Program

**MD 3: Waugh Chapel Road/Riedel Road to MD32/I-97**

(Funding in Thousands)

**National Highway Performance Program (National Highway System, Interstate Maintenance, Bridge (on-System))**

Phase	FY 2023 Federal Funds	FY 2023 Matching Funds	FY 2024 Federal Funds	FY 2024 Matching Funds	FY 2025 Federal Funds	FY 2025 Matching Funds	FY 2026 Federal Funds	FY 2026 Matching Funds	Total Four-Year Funding Request
CON	\$0	\$0	\$0	\$0	\$0	\$0	\$0	\$0	\$0
OTH	\$0	\$0	\$0	\$0	\$0	\$0	\$0	\$0	\$0
ENG	\$370	\$19	\$0	\$0	\$0	\$0	\$0	\$0	\$389
PL	\$0	\$0	\$0	\$0	\$0	\$0	\$0	\$0	\$0
ROW	\$0	\$0	\$0	\$0	\$0	\$0	\$0	\$0	\$0
<b>Subtotal</b>	<b>\$370</b>	<b>\$19</b>	<b>\$0</b>	<b>\$0</b>	<b>\$0</b>	<b>\$0</b>	<b>\$0</b>	<b>\$0</b>	<b>\$389</b>

**Other**

Phase	FY 2023 Federal Funds	FY 2023 Matching Funds	FY 2024 Federal Funds	FY 2024 Matching Funds	FY 2025 Federal Funds	FY 2025 Matching Funds	FY 2026 Federal Funds	FY 2026 Matching Funds	Total Four-Year Funding Request
CON	\$0	\$0	\$0	\$0	\$0	\$0	\$0	\$0	\$0
OTH	\$0	\$0	\$0	\$0	\$0	\$0	\$0	\$0	\$0
ENG	\$0	\$93	\$0	\$0	\$0	\$0	\$0	\$0	\$93
PL	\$0	\$0	\$0	\$0	\$0	\$0	\$0	\$0	\$0
ROW	\$0	\$0	\$0	\$0	\$0	\$0	\$0	\$0	\$0
<b>Subtotal</b>	<b>\$0</b>	<b>\$93</b>	<b>\$0</b>	<b>\$0</b>	<b>\$0</b>	<b>\$0</b>	<b>\$0</b>	<b>\$0</b>	<b>\$93</b>

<b>Total</b>	<b>\$370</b>	<b>\$112</b>	<b>\$0</b>	<b>\$0</b>	<b>\$0</b>	<b>\$0</b>	<b>\$0</b>	<b>\$0</b>	<b>\$482</b>
--------------	--------------	--------------	------------	------------	------------	------------	------------	------------	--------------

**MD 170: Norcross Lane to Wieker Road**

<b>TIP ID</b>	61-2303-41	<b>Year of Operation</b>	2025
<b>Agency</b>	SHA - Anne Arundel County	<b>Project Type</b>	Roadway widening
<b>Project Category</b>	Highway Capacity	<b>Functional Class</b>	Other Principal Arterial
<b>Conformity Status</b>	Not Exempt	<b>Physical Data</b>	2 to 4 lanes, 0.83 miles
<b>CIP or CTP ID(s)</b>	AA1951	<b>Est. Total Cost</b>	\$13,955,000

**Description:**

This project will include widening of MD 170 from Norcross Lane to Wieker Road to provide an additional through lane in each direction and increased capacity at the MD 170/MD 174 intersection. The project will also include new sidewalk and bicycle compatible shoulders. Shoulder width will be determined during design.

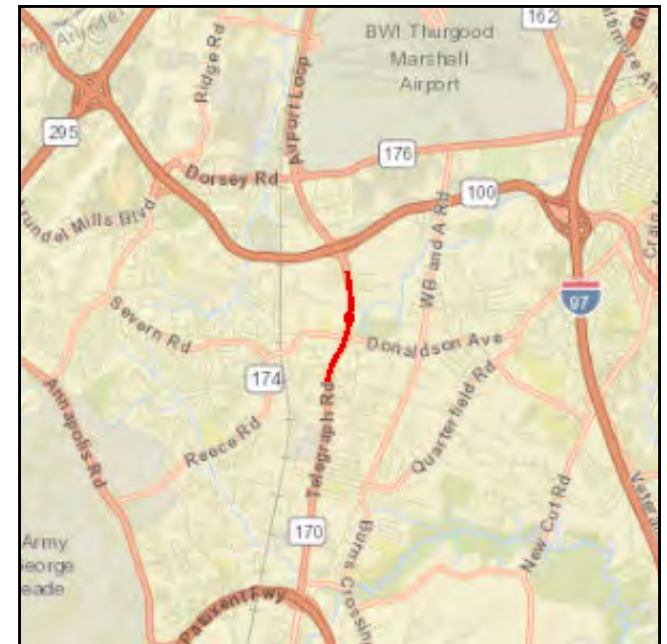
A 5% overhead increase has been added to federal funding flows for each project phase.

**Justification:**

This project will improve safety and operations along MD 170 from Norcross Lane to Wieker Road, including the MD 170/MD 174 intersection.

**Connection to Long-Range Transportation Planning Goals:**

- 2.F Improve and Maintain the Existing Infrastructure -- Improve the condition of pedestrian and bicycle facilities.
- 4. Increase Mobility
- 7.E Promote Prosperity and Economic Opportunity -- Improve access to existing communities and regional generators of economic activity.





2023 - 2026 Transportation Improvement Program

MD 170: Norcross Lane to Wieker Road

(Funding in Thousands)

National Highway Performance Program (National Highway System, Interstate Maintenance, Bridge (on-System))

Phase	FY 2023 Federal Funds	FY 2023 Matching Funds	FY 2024 Federal Funds	FY 2024 Matching Funds	FY 2025 Federal Funds	FY 2025 Matching Funds	FY 2026 Federal Funds	FY 2026 Matching Funds	Total Four-Year Funding Request
CON	\$0	\$0	\$0	\$0	\$0	\$0	\$0	\$0	\$0
OTH	\$0	\$0	\$0	\$0	\$0	\$0	\$0	\$0	\$0
ENG	\$368	\$8	\$0	\$0	\$0	\$0	\$0	\$0	\$376
PL	\$0	\$0	\$0	\$0	\$0	\$0	\$0	\$0	\$0
ROW	\$339	\$8	\$0	\$0	\$0	\$0	\$0	\$0	\$347
<b>Subtotal</b>	<b>\$707</b>	<b>\$16</b>	<b>\$0</b>	<b>\$0</b>	<b>\$0</b>	<b>\$0</b>	<b>\$0</b>	<b>\$0</b>	<b>\$723</b>
<b>Total</b>	<b>\$707</b>	<b>\$16</b>	<b>\$0</b>	<b>\$0</b>	<b>\$0</b>	<b>\$0</b>	<b>\$0</b>	<b>\$0</b>	<b>\$723</b>

**MD 214: MD 468 to Camp Letts Road**

<b>TIP ID</b>	61-2304-41	<b>Year of Operation</b>	2026
<b>Agency</b>	SHA - Anne Arundel County	<b>Project Type</b>	Roadway widening
<b>Project Category</b>	Highway Capacity	<b>Functional Class</b>	Other Principal Arterial
<b>Conformity Status</b>	Not Exempt	<b>Physical Data</b>	2 to 4 lanes, 0.92 miles
<b>CIP or CTP ID(s)</b>	AA0391	<b>Est. Total Cost</b>	\$14,594,000

**Description:**

This project will add an additional lane in each lane direction and improve intersections from MD 468 to Camp Letts Road. The project also includes bicycle and pedestrian improvements. Project will include a shared use path along MD 214. Sidewalk will be determined during design. This project was previously included in the FY 2022-2025 TIP as an Anne Arundel County project with TIP ID #11-2104-41. Anne Arundel County is funding engineering in FY 2023.

**Justification:**

The project will improve safety for vulnerable users, reliability, and operations.

**Connection to Long-Range Transportation Planning Goals:**

- 1.C Improve System Safety -- Eliminate hazardous or substandard conditions.
- 1.E Improve System Safety -- Improve safety conditions for pedestrians and bicyclists.
- 4. Increase Mobility





MD 214: MD 468 to Camp Letts Road

(Funding in Thousands)

Other

Phase	FY 2023 Federal Funds	FY 2023 Matching Funds	FY 2024 Federal Funds	FY 2024 Matching Funds	FY 2025 Federal Funds	FY 2025 Matching Funds	FY 2026 Federal Funds	FY 2026 Matching Funds	Total Four-Year Funding Request
CON	\$0	\$0	\$0	\$0	\$0	\$0	\$0	\$0	\$0
OTH	\$0	\$0	\$0	\$0	\$0	\$0	\$0	\$0	\$0
ENG	\$0	\$480	\$0	\$0	\$0	\$0	\$0	\$0	\$480
PL	\$0	\$0	\$0	\$0	\$0	\$0	\$0	\$0	\$0
ROW	\$0	\$0	\$0	\$0	\$0	\$0	\$0	\$0	\$0
<b>Subtotal</b>	<b>\$0</b>	<b>\$480</b>	<b>\$0</b>	<b>\$0</b>	<b>\$0</b>	<b>\$0</b>	<b>\$0</b>	<b>\$0</b>	<b>\$480</b>
<b>Total</b>	<b>\$0</b>	<b>\$480</b>	<b>\$0</b>	<b>\$0</b>	<b>\$0</b>	<b>\$0</b>	<b>\$0</b>	<b>\$0</b>	<b>\$480</b>

**MD 173: Bridge Replacement over Rock Creek**

<b>TIP ID</b>	61-2101-13	<b>Year of Operation</b>	TBD
<b>Agency</b>	SHA - Anne Arundel County	<b>Project Type</b>	Bridge repair/deck replacement
<b>Project Category</b>	Highway Preservation	<b>Functional Class</b>	Other Principal Arterial
<b>Conformity Status</b>	Exempt	<b>Physical Data</b>	2 to 2 lanes
<b>CIP or CTP ID(s)</b>	NA	<b>Est. Total Cost</b>	\$5,189,000

**Description:**

The project will replace bridge no. 0204600 over Rock Creek. The new bridge will maintain two 11' lanes along with 5' 5" bicycle compatible shoulders. Engineering began in 2015 using state only funds. Construction is not currently funded.

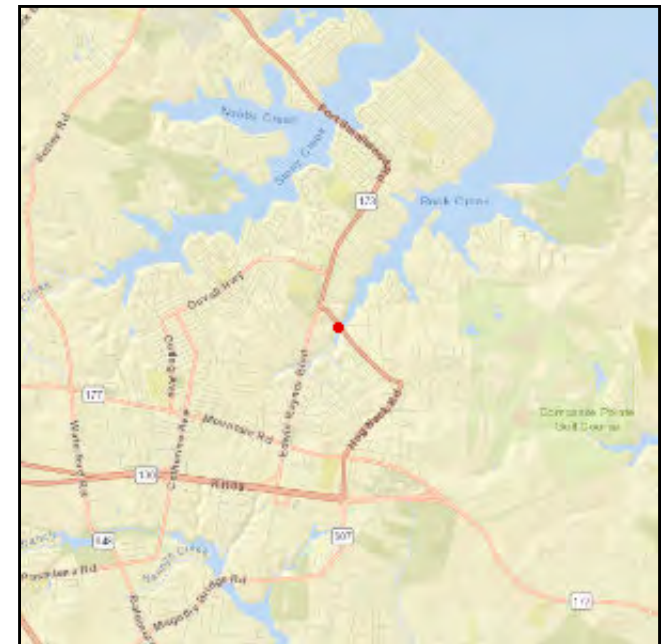
A 5% overhead increase has been added to federal funding flows for each project phase.

**Justification:**

The deteriorating bridge requires replacement to maintain the safety and function of the roadway network. The existing bridge is rated in poor condition.

**Connection to Long-Range Transportation Planning Goals:**

- 1.C Improve System Safety -- Eliminate hazardous or substandard conditions.
- 2.A Improve and Maintain the Existing Infrastructure -- Improve the condition of roadway systems (pavement, bridges, tunnels).





**2023 - 2026 Transportation Improvement Program**

**MD 173: Bridge Replacement over Rock Creek**

(Funding in Thousands)

**National Highway Performance Program (National Highway System, Interstate Maintenance, Bridge (on-System))**

Phase	FY 2023 Federal Funds	FY 2023 Matching Funds	FY 2024 Federal Funds	FY 2024 Matching Funds	FY 2025 Federal Funds	FY 2025 Matching Funds	FY 2026 Federal Funds	FY 2026 Matching Funds	Total Four-Year Funding Request
CON	\$0	\$0	\$0	\$0	\$0	\$0	\$0	\$0	\$0
OTH	\$0	\$0	\$0	\$0	\$0	\$0	\$0	\$0	\$0
ENG	\$53	\$0	\$210	\$87	\$0	\$0	\$0	\$0	\$350
PL	\$0	\$0	\$0	\$0	\$0	\$0	\$0	\$0	\$0
ROW	\$0	\$0	\$0	\$0	\$0	\$0	\$0	\$0	\$0
<b>Subtotal</b>	<b>\$53</b>	<b>\$0</b>	<b>\$210</b>	<b>\$87</b>	<b>\$0</b>	<b>\$0</b>	<b>\$0</b>	<b>\$0</b>	<b>\$350</b>
<b>Total</b>	<b>\$53</b>	<b>\$0</b>	<b>\$210</b>	<b>\$87</b>	<b>\$0</b>	<b>\$0</b>	<b>\$0</b>	<b>\$0</b>	<b>\$350</b>

**I-695: US 40 to MD 144**

<b>TIP ID</b>	63-1601-41	<b>Year of Operation</b>	2021
<b>Agency</b>	SHA - Baltimore County	<b>Project Type</b>	Roadway widening
<b>Project Category</b>	Highway Capacity	<b>Functional Class</b>	Interstate
<b>Conformity Status</b>	Not Exempt	<b>Physical Data</b>	3 to 4 lanes, 1.2 miles
<b>CIP or CTP ID(s)</b>	BA7271	<b>Est. Total Cost</b>	\$133,248,000

**Description:**

This project will widen the I-695 outer loop from US 40 to MD 144 from three to four through lanes. This project will also accommodate the final configuration of this section of the beltway. The noise barrier on the inner loop will be replaced and extended from south of Shady Nook Avenue to US 40 as part of this project. Construction on the noise barrier will begin in summer 2022. The project opened to traffic in summer 2021. The noise barrier is funded for construction beyond the open to traffic date.

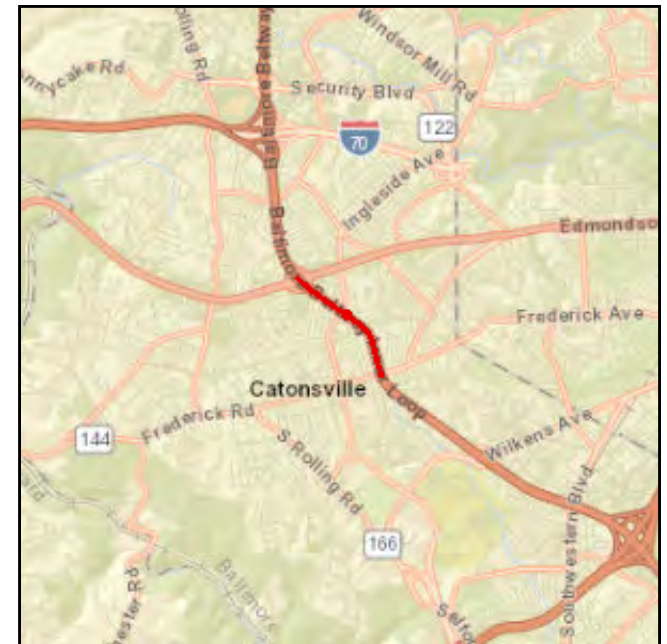
A 5% overhead increase has been added to federal funding flows for each project phase.

**Justification:**

This project will provide additional capacity and improve safety and operations on this segment of I-695.

**Connection to Long-Range Transportation Planning Goals:**

- 1.C Improve System Safety -- Eliminate hazardous or substandard conditions.
- 2.A Improve and Maintain the Existing Infrastructure -- Improve the condition of roadway systems (pavement, bridges, tunnels).
- 4. Increase Mobility







**2023 - 2026 Transportation Improvement Program**

**I-695: US 40 to MD 144**

(Funding in Thousands)

**National Highway Performance Program (National Highway System, Interstate Maintenance, Bridge (on-System))**

Phase	FY 2023 Federal Funds	FY 2023 Matching Funds	FY 2024 Federal Funds	FY 2024 Matching Funds	FY 2025 Federal Funds	FY 2025 Matching Funds	FY 2026 Federal Funds	FY 2026 Matching Funds	Total Four-Year Funding Request
CON	\$0	\$8,930	\$0	\$6,483	\$0	\$0	\$0	\$0	\$15,413
OTH	\$0	\$0	\$0	\$0	\$0	\$0	\$0	\$0	\$0
ENG	\$0	\$0	\$0	\$0	\$0	\$0	\$0	\$0	\$0
PL	\$0	\$0	\$0	\$0	\$0	\$0	\$0	\$0	\$0
ROW	\$0	\$13	\$0	\$0	\$0	\$0	\$0	\$0	\$13
<b>Subtotal</b>	<b>\$0</b>	<b>\$8,943</b>	<b>\$0</b>	<b>\$6,483</b>	<b>\$0</b>	<b>\$0</b>	<b>\$0</b>	<b>\$0</b>	<b>\$15,426</b>
<b>Total</b>	<b>\$0</b>	<b>\$8,943</b>	<b>\$0</b>	<b>\$6,483</b>	<b>\$0</b>	<b>\$0</b>	<b>\$0</b>	<b>\$0</b>	<b>\$15,426</b>

**I-695: I-70 to MD 43**

<b>TIP ID</b>	63-1802-41	<b>Year of Operation</b>	2024
<b>Agency</b>	SHA - Baltimore County	<b>Project Type</b>	Roadway widening
<b>Project Category</b>	Highway Capacity	<b>Functional Class</b>	Interstate
<b>Conformity Status</b>	Not Exempt	<b>Physical Data</b>	6 to 8 lanes, 19 miles
<b>CIP or CTP ID(s)</b>	BA0061	<b>Est. Total Cost</b>	\$180,339,000

**Description:**

The purpose of this project is to utilize the inside shoulder to create a new travel lane on the inner and outer loops of I-695 during daily peak travel periods from I-70 to MD 43. This project primarily uses federal funding due to toll credits.

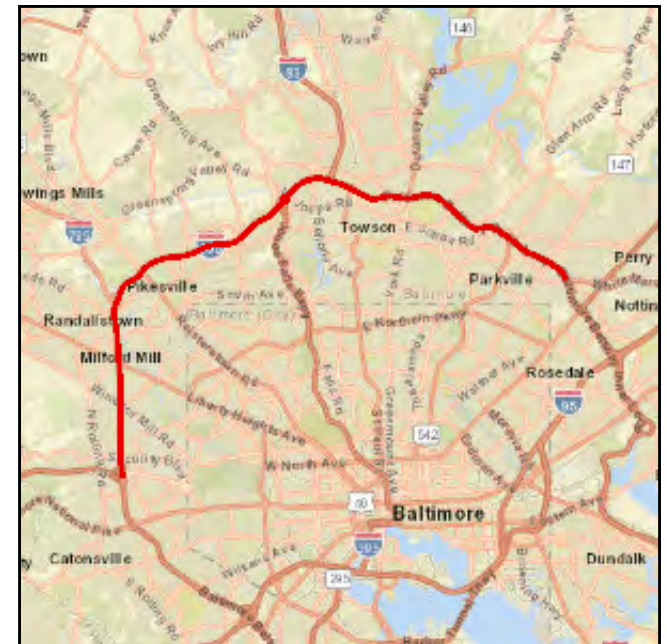
A 5% overhead increase has been added to federal funding flows for each project phase. The overall cost has decreased slightly from the 2022-2025 TIP as a result of reduced engineering needs.

**Justification:**

This project will address capacity, safety, and operations concerns along I-695.

**Connection to Long-Range Transportation Planning Goals:**

- 1.B Improve System Safety -- Apply safety-related management and operations techniques.
- 4. Increase Mobility
- 4.D Increase Mobility -- Apply mobility-related management and operations techniques.





**2023 - 2026 Transportation Improvement Program**

**I-695: I-70 to MD 43**

(Funding in Thousands)

**National Highway Freight Program**

Phase	FY 2023 Federal Funds	FY 2023 Matching Funds	FY 2024 Federal Funds	FY 2024 Matching Funds	FY 2025 Federal Funds	FY 2025 Matching Funds	FY 2026 Federal Funds	FY 2026 Matching Funds	Total Four-Year Funding Request
CON	\$10,486	\$13	\$0	\$0	\$0	\$0	\$0	\$0	\$10,499
OTH	\$0	\$0	\$0	\$0	\$0	\$0	\$0	\$0	\$0
ENG	\$0	\$0	\$0	\$0	\$0	\$0	\$0	\$0	\$0
PL	\$0	\$0	\$0	\$0	\$0	\$0	\$0	\$0	\$0
ROW	\$0	\$0	\$0	\$0	\$0	\$0	\$0	\$0	\$0
<b>Subtotal</b>	<b>\$10,486</b>	<b>\$13</b>	<b>\$0</b>	<b>\$0</b>	<b>\$0</b>	<b>\$0</b>	<b>\$0</b>	<b>\$0</b>	<b>\$10,499</b>

**National Highway Performance Program (National Highway System, Interstate Maintenance, Bridge (on-System))**

Phase	FY 2023 Federal Funds	FY 2023 Matching Funds	FY 2024 Federal Funds	FY 2024 Matching Funds	FY 2025 Federal Funds	FY 2025 Matching Funds	FY 2026 Federal Funds	FY 2026 Matching Funds	Total Four-Year Funding Request
CON	\$95,037	\$115	\$35,621	\$44	\$0	\$0	\$0	\$0	\$130,817
OTH	\$0	\$0	\$0	\$0	\$0	\$0	\$0	\$0	\$0
ENG	\$0	\$0	\$0	\$0	\$0	\$0	\$0	\$0	\$0
PL	\$0	\$0	\$0	\$0	\$0	\$0	\$0	\$0	\$0
ROW	\$0	\$0	\$0	\$0	\$0	\$0	\$0	\$0	\$0
<b>Subtotal</b>	<b>\$95,037</b>	<b>\$115</b>	<b>\$35,621</b>	<b>\$44</b>	<b>\$0</b>	<b>\$0</b>	<b>\$0</b>	<b>\$0</b>	<b>\$130,817</b>
<b>Total</b>	<b>\$105,523</b>	<b>\$128</b>	<b>\$35,621</b>	<b>\$44</b>	<b>\$0</b>	<b>\$0</b>	<b>\$0</b>	<b>\$0</b>	<b>\$141,316</b>

### I-83: Bridge Replacement over Padonia Road

<b>TIP ID</b>	63-1701-13	<b>Year of Operation</b>	2022
<b>Agency</b>	SHA - Baltimore County	<b>Project Type</b>	Bridge repair/deck replacement
<b>Project Category</b>	Highway Preservation	<b>Functional Class</b>	Interstate
<b>Conformity Status</b>	Exempt	<b>Physical Data</b>	3 to 3 Lanes NB & SB
<b>CIP or CTP ID(s)</b>	BA0381	<b>Est. Total Cost</b>	\$26,676,000

**Description:**

This project replaces bridge nos. 306201 and 306202 carrying northbound and southbound traffic along I-83 over Padonia Road. The bridges will each carry three 12' lanes with 20' inside shoulders.

A 5% overhead increase has been added to federal funding flows for each project phase.

**Justification:**

The existing bridges, constructed in 1950, are rated in poor condition. These bridges serve as a major link along the I-83 commuter and freight route from southern Pennsylvania to Baltimore County and City.

**Connection to Long-Range Transportation Planning Goals:**

- 1.C Improve System Safety -- Eliminate hazardous or substandard conditions.
- 2.A Improve and Maintain the Existing Infrastructure -- Improve the condition of roadway systems (pavement, bridges, tunnels).





2023 - 2026 Transportation Improvement Program

I-83: Bridge Replacement over Padonia Road

(Funding in Thousands)

National Highway Performance Program (National Highway System, Interstate Maintenance, Bridge (on-System))

Phase	FY 2023 Federal Funds	FY 2023 Matching Funds	FY 2024 Federal Funds	FY 2024 Matching Funds	FY 2025 Federal Funds	FY 2025 Matching Funds	FY 2026 Federal Funds	FY 2026 Matching Funds	Total Four-Year Funding Request
CON	\$141	\$0	\$0	\$0	\$0	\$0	\$0	\$0	\$141
OTH	\$0	\$0	\$0	\$0	\$0	\$0	\$0	\$0	\$0
ENG	\$0	\$0	\$0	\$0	\$0	\$0	\$0	\$0	\$0
PL	\$0	\$0	\$0	\$0	\$0	\$0	\$0	\$0	\$0
ROW	\$0	\$0	\$0	\$0	\$0	\$0	\$0	\$0	\$0
<b>Subtotal</b>	<b>\$141</b>	<b>\$0</b>	<b>\$0</b>	<b>\$0</b>	<b>\$0</b>	<b>\$0</b>	<b>\$0</b>	<b>\$0</b>	<b>\$141</b>
<b>Total</b>	<b>\$141</b>	<b>\$0</b>	<b>\$0</b>	<b>\$0</b>	<b>\$0</b>	<b>\$0</b>	<b>\$0</b>	<b>\$0</b>	<b>\$141</b>

### US 1: Bridge Replacement over CSX

<b>TIP ID</b>	63-1704-13	<b>Year of Operation</b>	2022
<b>Agency</b>	SHA - Baltimore County	<b>Project Type</b>	Bridge repair/deck replacement
<b>Project Category</b>	Highway Preservation	<b>Functional Class</b>	Other Principal Arterial
<b>Conformity Status</b>	Exempt	<b>Physical Data</b>	4 to 4 Lanes
<b>CIP or CTP ID(s)</b>	BA5341	<b>Est. Total Cost</b>	\$37,008,000

**Description:**

This project will replace bridge no. 03008 along US 1 (Washington Boulevard) over CSX railroad track and property. An 8' shoulder is planned on both sides of the roadway with a 5' sidewalk on the west side of the bridge. This project will extend the 5' sidewalk approximately 1,000 feet along southbound US 1 to the Guinness Open Gate Brewery, with a controlled pedestrian crossing at the existing signal adjacent to the brewery. Additional utility work is funded beyond the year of operation.

A 5% overhead increase has been added to federal funding flows for each project phase.

**Justification:**

The existing bridge, built in 1930, is rated in poor condition.

**Connection to Long-Range Transportation Planning Goals:**

- 1.C Improve System Safety -- Eliminate hazardous or substandard conditions.
- 2.A Improve and Maintain the Existing Infrastructure -- Improve the condition of roadway systems (pavement, bridges, tunnels).





**2023 - 2026 Transportation Improvement Program**

**US 1: Bridge Replacement over CSX**

(Funding in Thousands)

**National Highway Performance Program (National Highway System, Interstate Maintenance, Bridge (on-System))**

Phase	FY 2023 Federal Funds	FY 2023 Matching Funds	FY 2024 Federal Funds	FY 2024 Matching Funds	FY 2025 Federal Funds	FY 2025 Matching Funds	FY 2026 Federal Funds	FY 2026 Matching Funds	Total Four-Year Funding Request
CON	\$686	\$11	\$683	\$11	\$677	\$9	\$463	\$9	\$2,549
OTH	\$0	\$0	\$0	\$0	\$0	\$0	\$0	\$0	\$0
ENG	\$0	\$0	\$0	\$0	\$0	\$0	\$0	\$0	\$0
PL	\$0	\$0	\$0	\$0	\$0	\$0	\$0	\$0	\$0
ROW	\$0	\$0	\$0	\$0	\$0	\$0	\$0	\$0	\$0
<b>Subtotal</b>	<b>\$686</b>	<b>\$11</b>	<b>\$683</b>	<b>\$11</b>	<b>\$677</b>	<b>\$9</b>	<b>\$463</b>	<b>\$9</b>	<b>\$2,549</b>
<b>Total</b>	<b>\$686</b>	<b>\$11</b>	<b>\$683</b>	<b>\$11</b>	<b>\$677</b>	<b>\$9</b>	<b>\$463</b>	<b>\$9</b>	<b>\$2,549</b>

### US 40: Bridge Replacements over Little & Big Gunpowder Falls

<b>TIP ID</b>	63-1706-13	<b>Year of Operation</b>	2023
<b>Agency</b>	SHA - Baltimore County	<b>Project Type</b>	Bridge repair/deck replacement
<b>Project Category</b>	Highway Preservation	<b>Functional Class</b>	Other Principal Arterial
<b>Conformity Status</b>	Exempt	<b>Physical Data</b>	4 to 4 lanes
<b>CIP or CTP ID(s)</b>	BA6091	<b>Est. Total Cost</b>	\$32,640,000

**Description:**

This project will replace and widen the superstructure on bridge nos. 0303403 and 0303404 along eastbound and westbound US 40 over Little Gunpowder Falls and bridge nos. 0303503 and 0303504 along eastbound and westbound US 40 over Big Gunpowder Falls. The new bridge superstructures will maintain two 12' lanes on each bridge, as well as 4' inside shoulders and 10' outside shoulders to match the approach roadways.

A 5% overhead increase has been added to federal funding flows for each project phase.

**Justification:**

The existing bridges, built in 1935, are rated in poor condition.

**Connection to Long-Range Transportation Planning Goals:**

- 1.C Improve System Safety -- Eliminate hazardous or substandard conditions.
- 2.A Improve and Maintain the Existing Infrastructure -- Improve the condition of roadway systems (pavement, bridges, tunnels).







2023 - 2026 Transportation Improvement Program

US 40: Bridge Replacements over Little & Big Gunpowder Falls

(Funding in Thousands)

National Highway Performance Program (National Highway System, Interstate Maintenance, Bridge (on-System))

Phase	FY 2023 Federal Funds	FY 2023 Matching Funds	FY 2024 Federal Funds	FY 2024 Matching Funds	FY 2025 Federal Funds	FY 2025 Matching Funds	FY 2026 Federal Funds	FY 2026 Matching Funds	Total Four-Year Funding Request
CON	\$154	\$0	\$0	\$0	\$0	\$0	\$0	\$0	\$154
OTH	\$0	\$0	\$0	\$0	\$0	\$0	\$0	\$0	\$0
ENG	\$0	\$0	\$0	\$0	\$0	\$0	\$0	\$0	\$0
PL	\$0	\$0	\$0	\$0	\$0	\$0	\$0	\$0	\$0
ROW	\$0	\$0	\$0	\$0	\$0	\$0	\$0	\$0	\$0
<b>Subtotal</b>	<b>\$154</b>	<b>\$0</b>	<b>\$0</b>	<b>\$0</b>	<b>\$0</b>	<b>\$0</b>	<b>\$0</b>	<b>\$0</b>	<b>\$154</b>
<b>Total</b>	<b>\$154</b>	<b>\$0</b>	<b>\$0</b>	<b>\$0</b>	<b>\$0</b>	<b>\$0</b>	<b>\$0</b>	<b>\$0</b>	<b>\$154</b>

### MD 151/MD 151B: Bridge Replacements

<b>TIP ID</b>	63-2001-13	<b>Year of Operation</b>	2024
<b>Agency</b>	SHA - Baltimore County	<b>Project Type</b>	Bridge repair/deck replacement
<b>Project Category</b>	Highway Preservation	<b>Functional Class</b>	Minor Arterial
<b>Conformity Status</b>	Exempt	<b>Physical Data</b>	#0309900: 4 to 4; #0335100: 2 to 2; #0335000: 1 to 1
<b>CIP or CTP ID(s)</b>	BA8602	<b>Est. Total Cost</b>	\$30,823,000

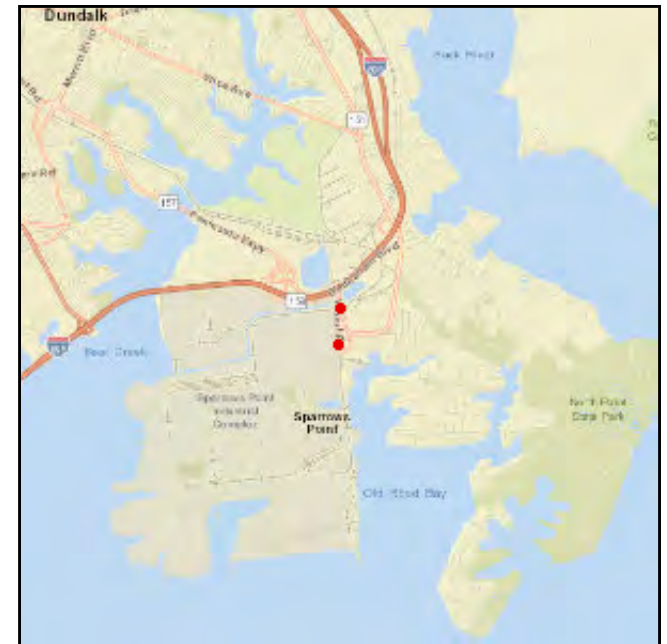
**Description:**

This project replaces bridge no. 0309900 on MD 151 and bridge nos. 0335100 and 0335000 on MD 151B. Bridge no. 0309900 will include an 8' outside shoulder and a 3' inside shoulder with a 5' sidewalk along the southbound roadway. Bridge no. 0335100 will include an 8' shoulder on both sides of the bridge with a 5' sidewalk along the northbound roadway. Bridge no. 0335000 will include a 5' outside shoulder and an 8' inside shoulder. No sidewalk is proposed for this bridge. Bridge work is anticipated to be completed in FY 2024. Utility work will continue into FY 2025.

A 5% overhead increase has been added to federal funding flows for each project phase.

**Justification:**

This project will replace two bridges built in 1954 and 1957 rated in poor condition and one bridge built in 1957 rated in fair condition. Baltimore County has identified the replacement of these bridges as important for the redevelopment of this area.



**Connection to Long-Range Transportation Planning Goals:**

- 1.C Improve System Safety -- Eliminate hazardous or substandard conditions.
- 2.A Improve and Maintain the Existing Infrastructure -- Improve the condition of roadway systems (pavement, bridges, tunnels).
- 7.D Promote Prosperity and Economic Opportunity -- Invest within local- and state-designated growth areas.



**MD 151/MD 151B: Bridge Replacements**

(Funding in Thousands)

**Surface Transportation Block Grant Program**

Phase	FY 2023 Federal Funds	FY 2023 Matching Funds	FY 2024 Federal Funds	FY 2024 Matching Funds	FY 2025 Federal Funds	FY 2025 Matching Funds	FY 2026 Federal Funds	FY 2026 Matching Funds	Total Four-Year Funding Request
CON	\$7,002	\$6	\$3,293	\$0	\$61	\$0	\$0	\$0	\$10,362
OTH	\$0	\$0	\$0	\$0	\$0	\$0	\$0	\$0	\$0
ENG	\$0	\$0	\$0	\$0	\$0	\$0	\$0	\$0	\$0
PL	\$0	\$0	\$0	\$0	\$0	\$0	\$0	\$0	\$0
ROW	\$0	\$0	\$0	\$0	\$0	\$0	\$0	\$0	\$0
<b>Subtotal</b>	<b>\$7,002</b>	<b>\$6</b>	<b>\$3,293</b>	<b>\$0</b>	<b>\$61</b>	<b>\$0</b>	<b>\$0</b>	<b>\$0</b>	<b>\$10,362</b>
<b>Total</b>	<b>\$7,002</b>	<b>\$6</b>	<b>\$3,293</b>	<b>\$0</b>	<b>\$61</b>	<b>\$0</b>	<b>\$0</b>	<b>\$0</b>	<b>\$10,362</b>

**I-695: Bridge Replacement on Putty Hill Avenue**

<b>TIP ID</b>	63-2002-13	<b>Year of Operation</b>	2025
<b>Agency</b>	SHA - Baltimore County	<b>Project Type</b>	Bridge repair/deck replacement
<b>Project Category</b>	Highway Preservation	<b>Functional Class</b>	Interstate
<b>Conformity Status</b>	Exempt	<b>Physical Data</b>	2 to 2 lanes
<b>CIP or CTP ID(s)</b>	BA1451	<b>Est. Total Cost</b>	\$17,493,000

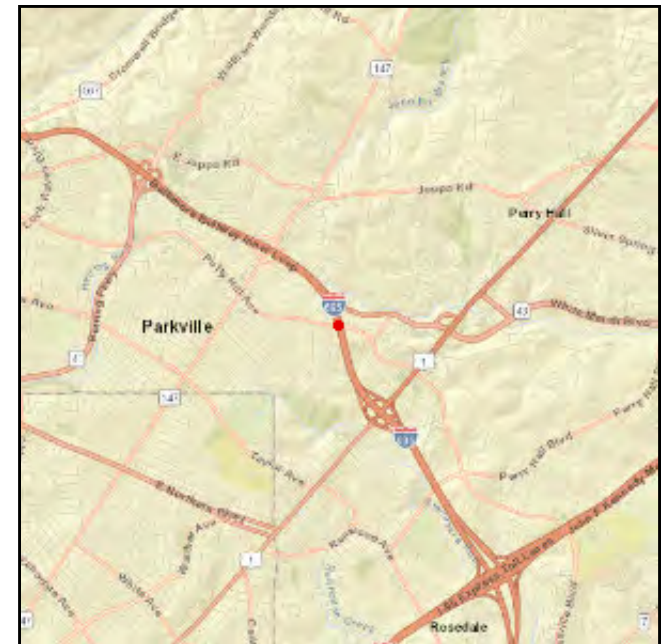
**Description:**

This project replaces bridge no. 0317400 on Putty Hill Avenue over I-695. The new bridge will maintain two 12' lanes and include 6' bicycle-compatible shoulders with 5'8" sidewalks on both sides of the bridge. The estimated total cost has increased by \$1.3 million as a result of increased utility design and construction costs. The engineering and right-of-way phases for this project were originally funded as part of the Areawide Bridge Replacement and Rehabilitation project (60-9310-13).

A 5% overhead increase has been added to federal funding flows for each project phase.

**Justification:**

The existing bridge, built in 1961, is rated in poor condition.



**Connection to Long-Range Transportation Planning Goals:**

- 1.C Improve System Safety -- Eliminate hazardous or substandard conditions.
- 2.A Improve and Maintain the Existing Infrastructure -- Improve the condition of roadway systems (pavement, bridges, tunnels).
- 2.F Improve and Maintain the Existing Infrastructure -- Improve the condition of pedestrian and bicycle facilities.



**2023 - 2026 Transportation Improvement Program**

**I-695: Bridge Replacement on Putty Hill Avenue**

(Funding in Thousands)

**National Highway Performance Program (National Highway System, Interstate Maintenance, Bridge (on-System))**

Phase	FY 2023 Federal Funds	FY 2023 Matching Funds	FY 2024 Federal Funds	FY 2024 Matching Funds	FY 2025 Federal Funds	FY 2025 Matching Funds	FY 2026 Federal Funds	FY 2026 Matching Funds	Total Four-Year Funding Request
CON	\$4,411	\$284	\$4,385	\$271	\$0	\$0	\$0	\$0	\$9,351
OTH	\$0	\$0	\$0	\$0	\$0	\$0	\$0	\$0	\$0
ENG	\$0	\$0	\$0	\$0	\$0	\$0	\$0	\$0	\$0
PL	\$0	\$0	\$0	\$0	\$0	\$0	\$0	\$0	\$0
ROW	\$95	\$0	\$0	\$0	\$0	\$0	\$0	\$0	\$95
<b>Subtotal</b>	<b>\$4,506</b>	<b>\$284</b>	<b>\$4,385</b>	<b>\$271</b>	<b>\$0</b>	<b>\$0</b>	<b>\$0</b>	<b>\$0</b>	<b>\$9,446</b>
<b>Total</b>	<b>\$4,506</b>	<b>\$284</b>	<b>\$4,385</b>	<b>\$271</b>	<b>\$0</b>	<b>\$0</b>	<b>\$0</b>	<b>\$0</b>	<b>\$9,446</b>

**I-695: Reconstruction of Interchange at I-70**

<b>TIP ID</b>	63-2201-12	<b>Year of Operation</b>	2027
<b>Agency</b>	SHA - Baltimore County	<b>Project Type</b>	Road reconstruction
<b>Project Category</b>	Highway Preservation	<b>Functional Class</b>	Interstate
<b>Conformity Status</b>	Not Exempt	<b>Physical Data</b>	TBD
<b>CIP or CTP ID(s)</b>	BA0062	<b>Est. Total Cost</b>	\$203,168,000

**Description:**

This project will reconstruct the interchange at I-695 and I-70 and replace the existing bridges within the interchange. The ultimate configuration will be determined through the design build process. This project primarily uses federal funding due to toll credits.

A 5% overhead increase has been added to federal funding flows for each project phase.

**Justification:**

This project will address capacity, safety and operation of the I-695/I-70 interchange.

**Connection to Long-Range Transportation Planning Goals:**

- 1.C Improve System Safety -- Eliminate hazardous or substandard conditions.
- 2.A Improve and Maintain the Existing Infrastructure -- Improve the condition of roadway systems (pavement, bridges, tunnels).
- 4. Increase Mobility





2023 - 2026 Transportation Improvement Program

Highway Preservation  
National Highway System

I-695: Reconstruction of Interchange at I-70

(Funding in Thousands)

National Highway Freight Program

Phase	FY 2023 Federal Funds	FY 2023 Matching Funds	FY 2024 Federal Funds	FY 2024 Matching Funds	FY 2025 Federal Funds	FY 2025 Matching Funds	FY 2026 Federal Funds	FY 2026 Matching Funds	Total Four-Year Funding Request
CON	\$0	\$0	\$0	\$0	\$14,963	\$750	\$14,963	\$750	\$31,426
OTH	\$0	\$0	\$0	\$0	\$0	\$0	\$0	\$0	\$0
ENG	\$0	\$0	\$0	\$0	\$0	\$0	\$0	\$0	\$0
PL	\$0	\$0	\$0	\$0	\$0	\$0	\$0	\$0	\$0
ROW	\$0	\$0	\$0	\$0	\$0	\$0	\$0	\$0	\$0
<b>Subtotal</b>	<b>\$0</b>	<b>\$0</b>	<b>\$0</b>	<b>\$0</b>	<b>\$14,963</b>	<b>\$750</b>	<b>\$14,963</b>	<b>\$750</b>	<b>\$31,426</b>



**2023 - 2026 Transportation Improvement Program**

**I-695: Reconstruction of Interchange at I-70**

(Funding in Thousands)

**National Highway Performance Program (National Highway System, Interstate Maintenance, Bridge (on-System))**

Phase	FY 2023 Federal Funds	FY 2023 Matching Funds	FY 2024 Federal Funds	FY 2024 Matching Funds	FY 2025 Federal Funds	FY 2025 Matching Funds	FY 2026 Federal Funds	FY 2026 Matching Funds	Total Four-Year Funding Request
CON	\$0	\$0	\$72,359	\$3,627	\$53,685	\$2,691	\$14,723	\$738	\$147,823
OTH	\$0	\$0	\$0	\$0	\$0	\$0	\$0	\$0	\$0
ENG	\$857	\$91	\$0	\$0	\$0	\$0	\$0	\$0	\$948
PL	\$0	\$0	\$0	\$0	\$0	\$0	\$0	\$0	\$0
ROW	\$0	\$0	\$0	\$0	\$0	\$0	\$0	\$0	\$0
<b>Subtotal</b>	<b>\$857</b>	<b>\$91</b>	<b>\$72,359</b>	<b>\$3,627</b>	<b>\$53,685</b>	<b>\$2,691</b>	<b>\$14,723</b>	<b>\$738</b>	<b>\$148,771</b>
<b>Total</b>	<b>\$857</b>	<b>\$91</b>	<b>\$72,359</b>	<b>\$3,627</b>	<b>\$68,648</b>	<b>\$3,441</b>	<b>\$29,686</b>	<b>\$1,488</b>	<b>\$180,197</b>



**I-95/I-695 Interchange Bridge Deck Replacement**

<b>TIP ID</b>	63-2202-13	<b>Year of Operation</b>	2024
<b>Agency</b>	SHA - Baltimore County	<b>Project Type</b>	Bridge repair/deck replacement
<b>Project Category</b>	Highway Preservation	<b>Functional Class</b>	Interstate
<b>Conformity Status</b>	Exempt	<b>Physical Data</b>	Varies
<b>CIP or CTP ID(s)</b>	BA3532	<b>Est. Total Cost</b>	\$32,598,000

**Description:**

This project includes replacing bridge decks with latex modified concrete deck overlays on 10 bridges within the I-95/I-695 Interchange. The following structures are included: SB I-95 over I-95 Ramp I, SB I-95 over I-695, I-95 Ramp G over I-695, NB I-95 over I-695, I-95 Ramp C over I-695, SB I-95 over I-695 Ramp C, NB I-95 over I-695 Ramps C & G, I-695 Ramp C over I-95 Ramp G, SB I-95 & Ramp D over Sulphur Spring Road and NB I-95 & Ramp H over Sulphur Spring Road. No widening is associated with any of the deck replacements. MDOT SHA to use toll credits to increase federal funding to 95%.

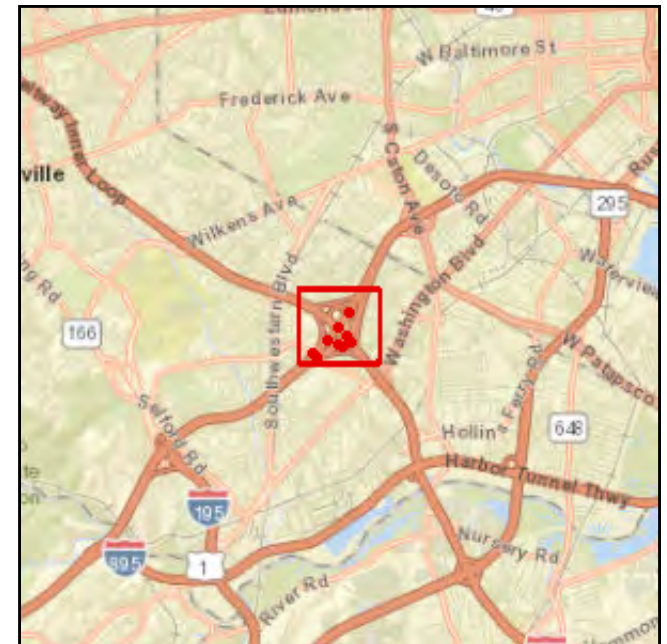
A 5% overhead increase has been added to federal funding flows for each project phase.

**Justification:**

This project will address concrete bridge decks before they reach a deteriorated state and upgrade existing parapets to meet current safety criteria.

**Connection to Long-Range Transportation Planning Goals:**

2.A Improve and Maintain the Existing Infrastructure -- Improve the condition of roadway systems (pavement, bridges, tunnels).





**2023 - 2026 Transportation Improvement Program**

**I-95/I-695 Interchange Bridge Deck Replacement**

(Funding in Thousands)

**National Highway Performance Program (National Highway System, Interstate Maintenance, Bridge (on-System))**

Phase	FY 2023 Federal Funds	FY 2023 Matching Funds	FY 2024 Federal Funds	FY 2024 Matching Funds	FY 2025 Federal Funds	FY 2025 Matching Funds	FY 2026 Federal Funds	FY 2026 Matching Funds	Total Four-Year Funding Request
CON	\$5,558	\$257	\$8,152	\$388	\$8,674	\$417	\$7,601	\$381	\$31,428
OTH	\$0	\$0	\$0	\$0	\$0	\$0	\$0	\$0	\$0
ENG	\$393	\$20	\$393	\$20	\$329	\$16	\$0	\$0	\$1,171
PL	\$0	\$0	\$0	\$0	\$0	\$0	\$0	\$0	\$0
ROW	\$0	\$0	\$0	\$0	\$0	\$0	\$0	\$0	\$0
<b>Subtotal</b>	<b>\$5,951</b>	<b>\$277</b>	<b>\$8,545</b>	<b>\$408</b>	<b>\$9,003</b>	<b>\$433</b>	<b>\$7,601</b>	<b>\$381</b>	<b>\$32,599</b>
<b>Total</b>	<b>\$5,951</b>	<b>\$277</b>	<b>\$8,545</b>	<b>\$408</b>	<b>\$9,003</b>	<b>\$433</b>	<b>\$7,601</b>	<b>\$381</b>	<b>\$32,599</b>

### MD 91: Bridge Replacements over North Branch of Patapsco River and MD Midland Railroad

<b>TIP ID</b>	64-2201-13	<b>Year of Operation</b>	2024
<b>Agency</b>	SHA - Carroll County	<b>Project Type</b>	Bridge repair/deck replacement
<b>Project Category</b>	Highway Preservation	<b>Functional Class</b>	Other Principal Arterial
<b>Conformity Status</b>	Exempt	<b>Physical Data</b>	2 to 2 lanes
<b>CIP or CTP ID(s)</b>	CL1721	<b>Est. Total Cost</b>	\$11,347,000

**Description:**

This project replaces bridge no. 06020 over the North Branch Patapsco River and bridge no. 06047 over the Maryland Midland Railroad. The bridges will carry two 12' lanes with 8' bicycle compatible shoulders.

A 5% overhead increase has been added to federal funding flows for each project phase.

**Justification:**

The existing bridges, constructed in 1965, are currently in fair condition but are at risk of becoming poor-rated in the near future.

**Connection to Long-Range Transportation Planning Goals:**

- 1.E Improve System Safety -- Improve safety conditions for pedestrians and bicyclists.
- 2.A Improve and Maintain the Existing Infrastructure -- Improve the condition of roadway systems (pavement, bridges, tunnels).





**MD 91: Bridge Replacements over North Branch of Patapsco River and MD Midland Railroad**

(Funding in Thousands)

**Surface Transportation Block Grant Program**

Phase	FY 2023 Federal Funds	FY 2023 Matching Funds	FY 2024 Federal Funds	FY 2024 Matching Funds	FY 2025 Federal Funds	FY 2025 Matching Funds	FY 2026 Federal Funds	FY 2026 Matching Funds	Total Four-Year Funding Request
CON	\$3,990	\$200	\$5,985	\$300	\$0	\$0	\$0	\$0	\$10,475
OTH	\$0	\$0	\$0	\$0	\$0	\$0	\$0	\$0	\$0
ENG	\$525	\$0	\$0	\$0	\$0	\$0	\$0	\$0	\$525
PL	\$0	\$0	\$0	\$0	\$0	\$0	\$0	\$0	\$0
ROW	\$0	\$0	\$0	\$0	\$0	\$0	\$0	\$0	\$0
<b>Subtotal</b>	<b>\$4,515</b>	<b>\$200</b>	<b>\$5,985</b>	<b>\$300</b>	<b>\$0</b>	<b>\$0</b>	<b>\$0</b>	<b>\$0</b>	<b>\$11,000</b>



**MD 91: Bridge Replacements over North Branch of Patapsco River and MD Midland Railroad**

(Funding in Thousands)

**Other**

Phase	FY 2023 Federal Funds	FY 2023 Matching Funds	FY 2024 Federal Funds	FY 2024 Matching Funds	FY 2025 Federal Funds	FY 2025 Matching Funds	FY 2026 Federal Funds	FY 2026 Matching Funds	Total Four-Year Funding Request
CON	\$0	\$0	\$0	\$0	\$0	\$0	\$0	\$0	\$0
OTH	\$0	\$0	\$0	\$0	\$0	\$0	\$0	\$0	\$0
ENG	\$0	\$0	\$0	\$0	\$0	\$0	\$0	\$0	\$0
PL	\$0	\$0	\$0	\$0	\$0	\$0	\$0	\$0	\$0
ROW	\$0	\$24	\$0	\$24	\$0	\$16	\$0	\$0	\$64
<b>Subtotal</b>	<b>\$0</b>	<b>\$24</b>	<b>\$0</b>	<b>\$24</b>	<b>\$0</b>	<b>\$16</b>	<b>\$0</b>	<b>\$0</b>	<b>\$64</b>
<b>Total</b>	<b>\$4,515</b>	<b>\$224</b>	<b>\$5,985</b>	<b>\$324</b>	<b>\$0</b>	<b>\$16</b>	<b>\$0</b>	<b>\$0</b>	<b>\$11,064</b>

**MD 24: South of Stirrup Run Culvert to Deer Creek Bridge, Section G**

<b>TIP ID</b>	65-1601-12	<b>Year of Operation</b>	TBD
<b>Agency</b>	SHA - Harford County	<b>Project Type</b>	Road reconstruction
<b>Project Category</b>	Highway Preservation	<b>Functional Class</b>	Major Collector
<b>Conformity Status</b>	Exempt	<b>Physical Data</b>	1.8 Miles
<b>CIP or CTP ID(s)</b>	HA3342	<b>Est. Total Cost</b>	\$8,400,000

**Description:**

MD 24 will be resurfaced and reconstructed including slope repair and guardrail replacement. This is the southern section (Section G) of MD 24, Rocks Road, from 900' south of Sharon Road to 1,700' north of Ferncliff Lane. The estimated total cost includes estimated funding to complete construction of this project. A schedule and funding for construction have yet to be determined.

A 5% overhead increase has been added to federal funding flows for each project phase.

**Justification:**

The purpose of this project is to improve road safety by remediating the slope supporting MD 24, repairing the pavement, improving roadway drainage and addressing roadside safety concerns.

**Connection to Long-Range Transportation Planning Goals:**

- 1.C Improve System Safety -- Eliminate hazardous or substandard conditions.
- 2.A Improve and Maintain the Existing Infrastructure -- Improve the condition of roadway systems (pavement, bridges, tunnels).





MD 24: South of Stirrup Run Culvert to Deer Creek Bridge, Section G

(Funding in Thousands)

Surface Transportation Block Grant Program

Phase	FY 2023 Federal Funds	FY 2023 Matching Funds	FY 2024 Federal Funds	FY 2024 Matching Funds	FY 2025 Federal Funds	FY 2025 Matching Funds	FY 2026 Federal Funds	FY 2026 Matching Funds	Total Four-Year Funding Request
CON	\$0	\$0	\$0	\$0	\$0	\$0	\$0	\$0	\$0
OTH	\$0	\$0	\$0	\$0	\$0	\$0	\$0	\$0	\$0
ENG	\$429	\$0	\$0	\$0	\$0	\$0	\$0	\$0	\$429
PL	\$0	\$0	\$0	\$0	\$0	\$0	\$0	\$0	\$0
ROW	\$0	\$0	\$0	\$0	\$0	\$0	\$0	\$0	\$0
<b>Subtotal</b>	<b>\$429</b>	<b>\$0</b>	<b>\$0</b>	<b>\$0</b>	<b>\$0</b>	<b>\$0</b>	<b>\$0</b>	<b>\$0</b>	<b>\$429</b>
<b>Total</b>	<b>\$429</b>	<b>\$0</b>	<b>\$0</b>	<b>\$0</b>	<b>\$0</b>	<b>\$0</b>	<b>\$0</b>	<b>\$0</b>	<b>\$429</b>

### US 1: Bridge Replacements at Tollgate Road and Winters Run

<b>TIP ID</b>	65-2101-13	<b>Year of Operation</b>	2026
<b>Agency</b>	SHA - Harford County	<b>Project Type</b>	Bridge repair/deck replacement
<b>Project Category</b>	Highway Preservation	<b>Functional Class</b>	Other Principal Arterial
<b>Conformity Status</b>	Exempt	<b>Physical Data</b>	Tollgate Road: 3 to 3 lanes; Winters Run: 2 to 2 lanes
<b>CIP or CTP ID(s)</b>	HA1051	<b>Est. Total Cost</b>	\$16,233,000

**Description:**

The project will replace bridge no. 12066 over Tollgate Road and bridge no. 12065 over Winters Run along US 1 in Bel Air. The bridge over Tollgate Road will maintain three 12' lanes with a 10' 6" shoulder on each side of the roadway. The bridge over Winters Run will maintain two 12' lanes with a 10' shoulder on one side of the roadway and a 19' 6" shoulder on the other side.

A 5% overhead increase has been added to federal funding flows for each project phase.

**Justification:**

The existing bridges, built in 1963, are rated in poor condition.

**Connection to Long-Range Transportation Planning Goals:**

- 1.C Improve System Safety -- Eliminate hazardous or substandard conditions.
- 2.A Improve and Maintain the Existing Infrastructure -- Improve the condition of roadway systems (pavement, bridges, tunnels).







**2023 - 2026 Transportation Improvement Program**

**US 1: Bridge Replacements at Tollgate Road and Winters Run**

(Funding in Thousands)

**National Highway Performance Program (National Highway System, Interstate Maintenance, Bridge (on-System))**

Phase	FY 2023 Federal Funds	FY 2023 Matching Funds	FY 2024 Federal Funds	FY 2024 Matching Funds	FY 2025 Federal Funds	FY 2025 Matching Funds	FY 2026 Federal Funds	FY 2026 Matching Funds	Total Four-Year Funding Request
CON	\$811	\$41	\$4,345	\$217	\$5,398	\$270	\$2,415	\$121	\$13,618
OTH	\$0	\$0	\$0	\$0	\$0	\$0	\$0	\$0	\$0
ENG	\$842	\$201	\$0	\$0	\$0	\$0	\$0	\$0	\$1,043
PL	\$0	\$0	\$0	\$0	\$0	\$0	\$0	\$0	\$0
ROW	\$0	\$0	\$0	\$0	\$0	\$0	\$0	\$0	\$0
<b>Subtotal</b>	<b>\$1,653</b>	<b>\$242</b>	<b>\$4,345</b>	<b>\$217</b>	<b>\$5,398</b>	<b>\$270</b>	<b>\$2,415</b>	<b>\$121</b>	<b>\$14,661</b>
<b>Total</b>	<b>\$1,653</b>	<b>\$242</b>	<b>\$4,345</b>	<b>\$217</b>	<b>\$5,398</b>	<b>\$270</b>	<b>\$2,415</b>	<b>\$121</b>	<b>\$14,661</b>

### MD 32: Linden Church Road to I-70, Capacity & Safety Improvements

<b>TIP ID</b>	66-1703-41	<b>Year of Operation</b>	2022
<b>Agency</b>	SHA - Howard County	<b>Project Type</b>	Roadway widening
<b>Project Category</b>	Highway Capacity	<b>Functional Class</b>	Other Principal Arterial
<b>Conformity Status</b>	Not Exempt	<b>Physical Data</b>	2 to 4 Lanes, 6.6 Miles
<b>CIP or CTP ID(s)</b>	HO7561	<b>Est. Total Cost</b>	\$126,381,000

**Description:**

This project will widen MD 32 in both directions from a two-lane to a four-lane divided roadway, from just north of the Linden Church Road interchange to just south of the I-70 interchange. The project also includes replacement of the Triadelphia Road bridge over MD 32. This is phase 2 of a design build project on MD 32 from MD 108 to I-70 which had TIP ID #66-1405-41 in previous TIPs. Phase 1, MD 108 to Linden Church Road (TIP ID #66-1602-41) is complete and opened to traffic in 2019. Phase 2 roadway improvements are anticipated to be completed in fall 2022. The remaining funds in FY 2023 and FY 2024 will complete utility relocation and right-of-way acquisition.

A 5% overhead increase has been added to federal funding flows for each project phase.

**Justification:**

The project will address congestion and safety problems experienced as a result of increasing traffic volumes on the existing two lane roadway.

**Connection to Long-Range Transportation Planning Goals:**

- 1.C Improve System Safety -- Eliminate hazardous or substandard conditions.
- 4. Increase Mobility
- 7.D Promote Prosperity and Economic Opportunity -- Invest within local- and state-designated growth areas.





**2023 - 2026 Transportation Improvement Program**

**MD 32: Linden Church Road to I-70, Capacity & Safety Improvements**

(Funding in Thousands)

**National Highway Performance Program (National Highway System, Interstate Maintenance, Bridge (on-System))**

Phase	FY 2023 Federal Funds	FY 2023 Matching Funds	FY 2024 Federal Funds	FY 2024 Matching Funds	FY 2025 Federal Funds	FY 2025 Matching Funds	FY 2026 Federal Funds	FY 2026 Matching Funds	Total Four-Year Funding Request
CON	\$1,413	\$815	\$0	\$9	\$0	\$0	\$0	\$0	\$2,237
OTH	\$0	\$0	\$0	\$0	\$0	\$0	\$0	\$0	\$0
ENG	\$0	\$0	\$0	\$0	\$0	\$0	\$0	\$0	\$0
PL	\$0	\$0	\$0	\$0	\$0	\$0	\$0	\$0	\$0
ROW	\$159	\$13	\$112	\$0	\$0	\$0	\$0	\$0	\$284
<b>Subtotal</b>	<b>\$1,572</b>	<b>\$828</b>	<b>\$112</b>	<b>\$9</b>	<b>\$0</b>	<b>\$0</b>	<b>\$0</b>	<b>\$0</b>	<b>\$2,521</b>
<b>Total</b>	<b>\$1,572</b>	<b>\$828</b>	<b>\$112</b>	<b>\$9</b>	<b>\$0</b>	<b>\$0</b>	<b>\$0</b>	<b>\$0</b>	<b>\$2,521</b>