

Urban Transit Systems - Capital Assistance

TIP ID	40-1602-05	Year of Operation	Ongoing
Agency	MTA - Transit	Project Type	Fleet improvement
Project Category	Emission Reduction Strategy	Functional Class	NA
Conformity Status	Exempt	Physical Data	NA
CIP or CTP ID(s)	N/A	Est. Total Cost	\$3,405,000

Description:

Capital assistance for the purchase of vehicles, equipment, and facilities, for Harford County (Harford County Transportation Services). Planned purchases include a heavy duty bus replacement, continued preventive maintenance, and 4 small bus replacements.

Justification:

Urban transit capital assistance will enable Harford County locally operated transportation systems to operate such that local needs for service can be met.

Connection to Long-Range Transportation Planning Goals:

- 2.C Improve and Maintain the Existing Infrastructure -- Maintain/replace transit vehicles.
- 3.A Improve Accessibility -- Increase transportation alternatives for all segments of the population.
- 5.A Conserve and Enhance the Environment -- Provide alternatives to single-occupant passenger vehicles / apply emission reduction technologies.





Urban Transit Systems - Capital Assistance

(Funding in Thousands)

Section 5307 Urbanized Area Formula Program (funding for capital projects)

Phase	FY 2023 Federal Funds	FY 2023 Matching Funds	FY 2024 Federal Funds	FY 2024 Matching Funds	FY 2025 Federal Funds	FY 2025 Matching Funds	FY 2026 Federal Funds	FY 2026 Matching Funds	Total Four-Year Funding Request
CON	\$0	\$0	\$0	\$0	\$0	\$0	\$0	\$0	\$0
OTH	\$1,060	\$265	\$533	\$133	\$533	\$133	\$0	\$0	\$2,657
ENG	\$0	\$0	\$0	\$0	\$0	\$0	\$0	\$0	\$0
PL	\$0	\$0	\$0	\$0	\$0	\$0	\$0	\$0	\$0
ROW	\$0	\$0	\$0	\$0	\$0	\$0	\$0	\$0	\$0
Subtotal	\$1,060	\$265	\$533	\$133	\$533	\$133	\$0	\$0	\$2,657

Section 5339 (Bus and Bus Facilities Formula Program)

Phase	FY 2023 Federal Funds	FY 2023 Matching Funds	FY 2024 Federal Funds	FY 2024 Matching Funds	FY 2025 Federal Funds	FY 2025 Matching Funds	FY 2026 Federal Funds	FY 2026 Matching Funds	Total Four-Year Funding Request
CON	\$0	\$0	\$0	\$0	\$0	\$0	\$0	\$0	\$0
OTH	\$333	\$83	\$133	\$33	\$133	\$33	\$0	\$0	\$748
ENG	\$0	\$0	\$0	\$0	\$0	\$0	\$0	\$0	\$0
PL	\$0	\$0	\$0	\$0	\$0	\$0	\$0	\$0	\$0
ROW	\$0	\$0	\$0	\$0	\$0	\$0	\$0	\$0	\$0
Subtotal	\$333	\$83	\$133	\$33	\$133	\$33	\$0	\$0	\$748
Total	\$1,393	\$348	\$666	\$166	\$666	\$166	\$0	\$0	\$3,405

Bus and Paratransit Vehicle Overhaul and Replacement

TIP ID	40-1802-05	Year of Operation	Ongoing
Agency	MTA - Transit	Project Type	Fleet improvement
Project Category	Emission Reduction Strategy	Functional Class	NA
Conformity Status	Exempt	Physical Data	NA
CIP or CTP ID(s)	Multiple	Est. Total Cost	\$126,197,000

Description:

This project provides routine replacement of buses past their useful service life. Planned purchases include 310, 40-foot clean diesel buses and 40, 60-foot clean diesel articulated buses. MDOT MTA will also proactively repair and replace bus components, including the vehicle engine, battery, brakes, suspension, body, paint, wheelchair/ADA, electrical, pneumatic systems, and other components as needed. Hybrid electric bus batteries near the end of their useful life will be replaced. Project also covers the purchase of paratransit vehicles under MTA's Mobility program. In FY22, MTA will purchase 25 large cutaway vehicles and 75 Compact SUV Hybrids vehicles. Mobility is a specialized door-to-door service for people with disabilities who are not able to ride fixed route public transportation, including lift equipped buses. In addition to the matching funds listed, MTA has committed \$117.5 million in state dollars.

Justification:

In order to reduce operating and maintenance costs, the MTA is committed to procuring new buses to support fleet capacity requirements and to replace aging equipment. This systematic replacement reduces high out of commission rates and the excessive major repair problems that arise from retaining buses beyond their economic life. Replacement with clean diesel buses helps meet higher federal emissions standards. To improve bus reliability, the mini overhaul program for bus vehicles will simultaneously increase vehicle lifespan, improve maintenance efficiency, reduce mechanical breakdowns, mitigate safety risks, develop the workforce through training, and create cost savings. Funds are also needed to provide paratransit vehicles within the Baltimore region. MTA's Mobility program satisfies the American with Disabilities Act (ADA) provisions adopted by the Federal Transit Administration.

Connection to Long-Range Transportation Planning Goals:

- 2.C Improve and Maintain the Existing Infrastructure -- Maintain/replace transit vehicles.
- 3.A Improve Accessibility -- Increase transportation alternatives for all segments of the population.
- 3.B Improve Accessibility -- Improve ADA-related conditions for pedestrians / transit riders.
- 5.A Conserve and Enhance the Environment -- Provide alternatives to single-occupant passenger vehicles / apply emission reduction technologies.





Bus and Paratransit Vehicle Overhaul and Replacement

(Funding in Thousands)

Section 5307 Urbanized Area Formula Program (funding for capital projects)

Phase	FY 2023 Federal Funds	FY 2023 Matching Funds	FY 2024 Federal Funds	FY 2024 Matching Funds	FY 2025 Federal Funds	FY 2025 Matching Funds	FY 2026 Federal Funds	FY 2026 Matching Funds	Total Four-Year Funding Request
CON	\$5,327	\$1,331	\$11,136	\$2,784	\$14,643	\$3,660	\$0	\$0	\$38,881
OTH	\$0	\$0	\$0	\$0	\$0	\$0	\$0	\$0	\$0
ENG	\$0	\$0	\$0	\$0	\$0	\$0	\$0	\$0	\$0
PL	\$0	\$0	\$0	\$0	\$0	\$0	\$0	\$0	\$0
ROW	\$0	\$0	\$0	\$0	\$0	\$0	\$0	\$0	\$0
Subtotal	\$5,327	\$1,331	\$11,136	\$2,784	\$14,643	\$3,660	\$0	\$0	\$38,881



Bus and Paratransit Vehicle Overhaul and Replacement

(Funding in Thousands)

Section 5339 (Bus and Bus Facilities Formula Program)

Phase	FY 2023 Federal Funds	FY 2023 Matching Funds	FY 2024 Federal Funds	FY 2024 Matching Funds	FY 2025 Federal Funds	FY 2025 Matching Funds	FY 2026 Federal Funds	FY 2026 Matching Funds	Total Four-Year Funding Request
CON	\$5,511	\$1,377	\$4,241	\$1,060	\$5,387	\$1,346	\$325	\$81	\$19,328
OTH	\$0	\$0	\$0	\$0	\$0	\$0	\$0	\$0	\$0
ENG	\$0	\$0	\$0	\$0	\$0	\$0	\$0	\$0	\$0
PL	\$0	\$0	\$0	\$0	\$0	\$0	\$0	\$0	\$0
ROW	\$0	\$0	\$0	\$0	\$0	\$0	\$0	\$0	\$0
Subtotal	\$5,511	\$1,377	\$4,241	\$1,060	\$5,387	\$1,346	\$325	\$81	\$19,328

Congestion Mitigation and Air Quality

Phase	FY 2023 Federal Funds	FY 2023 Matching Funds	FY 2024 Federal Funds	FY 2024 Matching Funds	FY 2025 Federal Funds	FY 2025 Matching Funds	FY 2026 Federal Funds	FY 2026 Matching Funds	Total Four-Year Funding Request
CON	\$23,247	\$5,811	\$13,178	\$3,294	\$2,078	\$519	\$15,889	\$3,972	\$67,988
OTH	\$0	\$0	\$0	\$0	\$0	\$0	\$0	\$0	\$0
ENG	\$0	\$0	\$0	\$0	\$0	\$0	\$0	\$0	\$0
PL	\$0	\$0	\$0	\$0	\$0	\$0	\$0	\$0	\$0
ROW	\$0	\$0	\$0	\$0	\$0	\$0	\$0	\$0	\$0
Subtotal	\$23,247	\$5,811	\$13,178	\$3,294	\$2,078	\$519	\$15,889	\$3,972	\$67,988
Total	\$34,085	\$8,519	\$28,555	\$7,138	\$22,108	\$5,525	\$16,214	\$4,053	\$126,197

Rural Transit Systems - Capital Assistance

TIP ID	40-9501-05	Year of Operation	Ongoing
Agency	MTA - Transit	Project Type	Fleet improvement
Project Category	Emission Reduction Strategy	Functional Class	NA
Conformity Status	Exempt	Physical Data	NA
CIP or CTP ID(s)	Multiple	Est. Total Cost	\$1,263,000

Description:

Capital assistance to small transit systems located throughout the Baltimore region to purchase vehicles, equipment and facilities. Baltimore region transit systems include Anne Arundel County and Baltimore County (Baltimore County Office on Aging), Carroll County (Carroll Transit), and Howard County (Howard Transit). The planned purchases are heavy duty and small bus replacements as well as expansions to small cutaway and medium buses.

Justification:

Capital assistance will enable rural transit systems throughout the region to operate such that local demand for service can be met. These rural systems are important components of the regional transportation network.

Connection to Long-Range Transportation Planning Goals:

- 2.C Improve and Maintain the Existing Infrastructure -- Maintain/replace transit vehicles.
- 3.A Improve Accessibility -- Increase transportation alternatives for all segments of the population.
- 5.A Conserve and Enhance the Environment -- Provide alternatives to single-occupant passenger vehicles / apply emission reduction technologies.





Rural Transit Systems - Capital Assistance

(Funding in Thousands)

Section 5339 (Bus and Bus Facilities Formula Program)

Phase	FY 2023 Federal Funds	FY 2023 Matching Funds	FY 2024 Federal Funds	FY 2024 Matching Funds	FY 2025 Federal Funds	FY 2025 Matching Funds	FY 2026 Federal Funds	FY 2026 Matching Funds	Total Four-Year Funding Request
CON	\$1,011	\$252	\$0	\$0	\$0	\$0	\$0	\$0	\$1,263
OTH	\$0	\$0	\$0	\$0	\$0	\$0	\$0	\$0	\$0
ENG	\$0	\$0	\$0	\$0	\$0	\$0	\$0	\$0	\$0
PL	\$0	\$0	\$0	\$0	\$0	\$0	\$0	\$0	\$0
ROW	\$0	\$0	\$0	\$0	\$0	\$0	\$0	\$0	\$0
Subtotal	\$1,011	\$252	\$0	\$0	\$0	\$0	\$0	\$0	\$1,263
Total	\$1,011	\$252	\$0	\$0	\$0	\$0	\$0	\$0	\$1,263

Small Urban Transit Systems - Capital Assistance

TIP ID	40-9502-05	Year of Operation	Ongoing
Agency	MTA - Transit	Project Type	Fleet improvement
Project Category	Emission Reduction Strategy	Functional Class	NA
Conformity Status	Exempt	Physical Data	NA
CIP or CTP ID(s)	NA	Est. Total Cost	\$1,945,000

Description:

Capital assistance to small urban transit systems throughout the region to purchase vehicles, equipment, and facilities. The Baltimore region's small urban transit system includes Carroll Transit System, Anne Arundel County, The City of Annapolis, and Howard County. Planned purchases include 2 small bus replacements, a mini van replacement, 2 heavy duty bus replacements, and continued preventative maintenance.

Justification:

Small urban transit capital assistance will enable locally operated transportation systems to operate such that local needs for services can be met. The small urban systems are important components of the regional transportation network.

Connection to Long-Range Transportation Planning Goals:

- 2.C Improve and Maintain the Existing Infrastructure -- Maintain/replace transit vehicles.
- 3.A Improve Accessibility -- Increase transportation alternatives for all segments of the population.
- 5.A Conserve and Enhance the Environment -- Provide alternatives to single-occupant passenger vehicles / apply emission reduction technologies.





Small Urban Transit Systems - Capital Assistance

(Funding in Thousands)

Section 5307 Urbanized Area Formula Program (funding for capital projects)

Phase	FY 2023 Federal Funds	FY 2023 Matching Funds	FY 2024 Federal Funds	FY 2024 Matching Funds	FY 2025 Federal Funds	FY 2025 Matching Funds	FY 2026 Federal Funds	FY 2026 Matching Funds	Total Four-Year Funding Request
CON	\$0	\$0	\$0	\$0	\$0	\$0	\$0	\$0	\$0
OTH	\$160	\$40	\$160	\$40	\$160	\$40	\$0	\$0	\$600
ENG	\$0	\$0	\$0	\$0	\$0	\$0	\$0	\$0	\$0
PL	\$0	\$0	\$0	\$0	\$0	\$0	\$0	\$0	\$0
ROW	\$0	\$0	\$0	\$0	\$0	\$0	\$0	\$0	\$0
Subtotal	\$160	\$40	\$160	\$40	\$160	\$40	\$0	\$0	\$600

Section 5339 (Bus and Bus Facilities Formula Program)

Phase	FY 2023 Federal Funds	FY 2023 Matching Funds	FY 2024 Federal Funds	FY 2024 Matching Funds	FY 2025 Federal Funds	FY 2025 Matching Funds	FY 2026 Federal Funds	FY 2026 Matching Funds	Total Four-Year Funding Request
CON	\$0	\$0	\$0	\$0	\$0	\$0	\$0	\$0	\$0
OTH	\$756	\$189	\$160	\$40	\$160	\$40	\$0	\$0	\$1,345
ENG	\$0	\$0	\$0	\$0	\$0	\$0	\$0	\$0	\$0
PL	\$0	\$0	\$0	\$0	\$0	\$0	\$0	\$0	\$0
ROW	\$0	\$0	\$0	\$0	\$0	\$0	\$0	\$0	\$0
Subtotal	\$756	\$189	\$160	\$40	\$160	\$40	\$0	\$0	\$1,345
Total	\$916	\$229	\$320	\$80	\$320	\$80	\$0	\$0	\$1,945

Ridesharing - Baltimore Region

TIP ID	40-9901-01	Year of Operation	Ongoing
Agency	MTA - Transit	Project Type	Ridesharing
Project Category	Emission Reduction Strategy	Functional Class	NA
Conformity Status	Exempt	Physical Data	NA
CIP or CTP ID(s)	Multiple	Est. Total Cost	\$2,004,000

Description:

The ridesharing project covers the activities of the ridesharing program in all jurisdictions in the Baltimore region, including the Guaranteed Ride Home (GRH) Program. Entities eligible to receive funding include Baltimore City, the Baltimore Metropolitan Council, and Anne Arundel, Howard, and Harford counties.

Justification:

The Maryland Ridesharing Program promotes the use of alternatives to the single occupant vehicle through mass transit, carpools, and vanpools with financial assistance under the Rideshare/Commuter Assistance Program. Funding is provided to eligible entities to assist with the promotion and management of their Rideshare Program.

Connection to Long-Range Transportation Planning Goals:

- 3.A Improve Accessibility -- Increase transportation alternatives for all segments of the population.
- 5.A Conserve and Enhance the Environment -- Provide alternatives to single-occupant passenger vehicles / apply emission reduction technologies.
- 5.D Conserve and Enhance the Environment -- Reduce greenhouse gas emissions in accordance with state and local sustainability and climate change plans.





Ridesharing - Baltimore Region

(Funding in Thousands)

Congestion Mitigation and Air Quality

Phase	FY 2023 Federal Funds	FY 2023 Matching Funds	FY 2024 Federal Funds	FY 2024 Matching Funds	FY 2025 Federal Funds	FY 2025 Matching Funds	FY 2026 Federal Funds	FY 2026 Matching Funds	Total Four-Year Funding Request
CON	\$0	\$0	\$0	\$0	\$0	\$0	\$0	\$0	\$0
OTH	\$668	\$0	\$668	\$0	\$668	\$0	\$0	\$0	\$2,004
ENG	\$0	\$0	\$0	\$0	\$0	\$0	\$0	\$0	\$0
PL	\$0	\$0	\$0	\$0	\$0	\$0	\$0	\$0	\$0
ROW	\$0	\$0	\$0	\$0	\$0	\$0	\$0	\$0	\$0
Subtotal	\$668	\$0	\$668	\$0	\$668	\$0	\$0	\$0	\$2,004
Total	\$668	\$0	\$668	\$0	\$668	\$0	\$0	\$0	\$2,004

Small Urban Transit Systems - Operating Assistance

TIP ID	40-0104-61	Year of Operation	Ongoing
Agency	MTA - Transit	Project Type	Operating assistance
Project Category	Transit Preservation	Functional Class	NA
Conformity Status	Exempt	Physical Data	NA
CIP or CTP ID(s)	NA	Est. Total Cost	\$2,608,000

Description:

Operating assistance to urban transit systems throughout the Aberdeen/Bel Air North/Bel Air South urbanized area. Transit agencies eligible for funding include Harford County.

Costs generally associated with operating assistance can include utilities, miscellaneous equipment, fuel/oil, and driver, maintenance staff, and administrative salaries.

Justification:

Small urban transit operating assistance will enable transportation systems to finance the operation of their services.

Connection to Long-Range Transportation Planning Goals:

3.A Improve Accessibility -- Increase transportation alternatives for all segments of the population.
 5.A Conserve and Enhance the Environment -- Provide alternatives to single-occupant passenger vehicles / apply emission reduction technologies.





Small Urban Transit Systems - Operating Assistance

(Funding in Thousands)

Section 5307 Urbanized Area Formula Program (funding for operating projects)

Phase	FY 2023 Federal Funds	FY 2023 Matching Funds	FY 2024 Federal Funds	FY 2024 Matching Funds	FY 2025 Federal Funds	FY 2025 Matching Funds	FY 2026 Federal Funds	FY 2026 Matching Funds	Total Four-Year Funding Request
CON	\$0	\$0	\$0	\$0	\$0	\$0	\$0	\$0	\$0
OTH	\$326	\$326	\$326	\$326	\$326	\$326	\$326	\$326	\$2,608
ENG	\$0	\$0	\$0	\$0	\$0	\$0	\$0	\$0	\$0
PL	\$0	\$0	\$0	\$0	\$0	\$0	\$0	\$0	\$0
ROW	\$0	\$0	\$0	\$0	\$0	\$0	\$0	\$0	\$0
Subtotal	\$326	\$326	\$326	\$326	\$326	\$326	\$326	\$326	\$2,608
Total	\$326	\$326	\$326	\$326	\$326	\$326	\$326	\$326	\$2,608

Kirk Bus Facility Replacement - Phase 1 & 2

TIP ID	40-1203-65	Year of Operation	2021
Agency	MTA - Transit	Project Type	Rehabilitation of facilities
Project Category	Transit Preservation	Functional Class	NA
Conformity Status	Exempt	Physical Data	NA
CIP or CTP ID(s)	0705	Est. Total Cost	\$153,000,000

Description:

Approximately 175 buses are stored, operated, and maintained at the Kirk Division Bus Facility. Operations include preventive bus maintenance, inspections, fueling, washing, administration, operator support facilities and dispatching. Phase 1 is the construction of a 100,000 square foot state-of-the-art, sustainable design, energy-efficient building that will house the preventive maintenance function of the facility, performed in an enclosed environment, thereby enabling MTA to better control noise, exhaust fumes and visibility of the buses to the surrounding community. Phase 2 is the construction of a transportation bus storage building of approximately 200,000 square feet in size. Phase 1 is complete. Phase 2 completion- Summer 2022. Project closeout activities are currently under way. In addition to the matching funds listed, MTA has committed \$33 million in state dollars.

Justification:

The current facility supports 14 bus routes operating in Baltimore City and Baltimore County and was built over 65 years ago and cannot accommodate MTA 's modern fleet or hybrid and articulated buses. A new facility is required to ensure efficient transit traffic and parking. MTA has worked with the community for many years to develop a plan to modernize the Kirk Bus Facility.



Connection to Long-Range Transportation Planning Goals:

- 2.E Improve and Maintain the Existing Infrastructure -- Improve the condition of transit infrastructure and stations/stops.
- 5.D Conserve and Enhance the Environment -- Reduce greenhouse gas emissions in accordance with state and local sustainability and climate change plans.



Kirk Bus Facility Replacement - Phase 1 & 2

(Funding in Thousands)

Section 5339 (Bus and Bus Facilities Formula Program)

Phase	FY 2023 Federal Funds	FY 2023 Matching Funds	FY 2024 Federal Funds	FY 2024 Matching Funds	FY 2025 Federal Funds	FY 2025 Matching Funds	FY 2026 Federal Funds	FY 2026 Matching Funds	Total Four-Year Funding Request
CON	\$1,769	\$442	\$0	\$0	\$0	\$0	\$0	\$0	\$2,211
OTH	\$0	\$0	\$0	\$0	\$0	\$0	\$0	\$0	\$0
ENG	\$0	\$0	\$0	\$0	\$0	\$0	\$0	\$0	\$0
PL	\$0	\$0	\$0	\$0	\$0	\$0	\$0	\$0	\$0
ROW	\$0	\$0	\$0	\$0	\$0	\$0	\$0	\$0	\$0
Subtotal	\$1,769	\$442	\$0	\$0	\$0	\$0	\$0	\$0	\$2,211
Total	\$1,769	\$442	\$0	\$0	\$0	\$0	\$0	\$0	\$2,211

Bus and Rail Preventive Maintenance

TIP ID	40-1204-64	Year of Operation	Ongoing
Agency	MTA - Transit	Project Type	Preservation and improvements
Project Category	Transit Preservation	Functional Class	NA
Conformity Status	Exempt	Physical Data	NA
CIP or CTP ID(s)	NA	Est. Total Cost	\$195,512,000

Description:


This project provides preventative maintenance on the Bus, Light Rail and Metro systems to improve safety, reliability and passenger comfort.

Justification:

Regular preventive maintenance on the transit system will allow MTA to provide safe and reliable service. Proper maintenance extends the useful life of transit vehicles.

Connection to Long-Range Transportation Planning Goals:

- 1.C Improve System Safety -- Eliminate hazardous or substandard conditions.
- 2.C Improve and Maintain the Existing Infrastructure -- Maintain/replace transit vehicles.
- 6.A Improve System Security -- Provide security-related features at transit facilities or on transit vehicles.





Bus and Rail Preventive Maintenance

(Funding in Thousands)

Section 5307 Urbanized Area Formula Program (funding for capital projects)

Phase	FY 2023 Federal Funds	FY 2023 Matching Funds	FY 2024 Federal Funds	FY 2024 Matching Funds	FY 2025 Federal Funds	FY 2025 Matching Funds	FY 2026 Federal Funds	FY 2026 Matching Funds	Total Four-Year Funding Request
CON	\$0	\$0	\$0	\$0	\$0	\$0	\$14,416	\$3,604	\$18,020
OTH	\$15,840	\$3,960	\$15,374	\$3,843	\$14,900	\$3,725	\$0	\$0	\$57,642
ENG	\$0	\$0	\$0	\$0	\$0	\$0	\$0	\$0	\$0
PL	\$0	\$0	\$0	\$0	\$0	\$0	\$0	\$0	\$0
ROW	\$0	\$0	\$0	\$0	\$0	\$0	\$0	\$0	\$0
Subtotal	\$15,840	\$3,960	\$15,374	\$3,843	\$14,900	\$3,725	\$14,416	\$3,604	\$75,662

Section 5337 (State of Good Repair Formula Program)

Phase	FY 2023 Federal Funds	FY 2023 Matching Funds	FY 2024 Federal Funds	FY 2024 Matching Funds	FY 2025 Federal Funds	FY 2025 Matching Funds	FY 2026 Federal Funds	FY 2026 Matching Funds	Total Four-Year Funding Request
CON	\$0	\$0	\$0	\$0	\$0	\$0	\$24,687	\$6,171	\$30,858
OTH	\$23,263	\$5,815	\$23,729	\$5,932	\$24,203	\$6,050	\$0	\$0	\$88,992
ENG	\$0	\$0	\$0	\$0	\$0	\$0	\$0	\$0	\$0
PL	\$0	\$0	\$0	\$0	\$0	\$0	\$0	\$0	\$0
ROW	\$0	\$0	\$0	\$0	\$0	\$0	\$0	\$0	\$0
Subtotal	\$23,263	\$5,815	\$23,729	\$5,932	\$24,203	\$6,050	\$24,687	\$6,171	\$119,850
Total	\$39,103	\$9,775	\$39,103	\$9,775	\$39,103	\$9,775	\$39,103	\$9,775	\$195,512

Seniors and Individuals with Disabilities

TIP ID	40-1502-69	Year of Operation	Ongoing
Agency	MTA - Transit	Project Type	Other
Project Category	Transit Preservation	Functional Class	NA
Conformity Status	Exempt	Physical Data	NA
CIP or CTP ID(s)	N/A	Est. Total Cost	\$9,360,000

Description:

This project provides capital and operating assistance to non-profit agencies who provide transportation services for the elderly and individuals with disabilities. Non-profit recipients are determined through a competitive selection process and based upon the Baltimore Area Coordinated Public Transit - Human Services Transportation Plan.

Justification:

This program is intended to enhance mobility for seniors and individuals with disabilities by providing capital and operating funds for programs to serve the special needs of transit-dependent populations beyond traditional public transportation services and ADA complementary paratransit services.

Connection to Long-Range Transportation Planning Goals:

- 3.B Improve Accessibility -- Improve ADA-related conditions for pedestrians / transit riders.
- 3.F Improve Accessibility -- Apply strategies from the Coordinated Public Transit – Human Services Transportation Plan.





Seniors and Individuals with Disabilities

(Funding in Thousands)

Section 5310 Enhanced Mobility of Seniors and Individuals with Disabilities Program

Phase	FY 2023 Federal Funds	FY 2023 Matching Funds	FY 2024 Federal Funds	FY 2024 Matching Funds	FY 2025 Federal Funds	FY 2025 Matching Funds	FY 2026 Federal Funds	FY 2026 Matching Funds	Total Four-Year Funding Request
CON	\$0	\$0	\$0	\$0	\$0	\$0	\$3,370	\$1,310	\$4,680
OTH	\$0	\$0	\$3,370	\$1,310	\$0	\$0	\$0	\$0	\$4,680
ENG	\$0	\$0	\$0	\$0	\$0	\$0	\$0	\$0	\$0
PL	\$0	\$0	\$0	\$0	\$0	\$0	\$0	\$0	\$0
ROW	\$0	\$0	\$0	\$0	\$0	\$0	\$0	\$0	\$0
Subtotal	\$0	\$0	\$3,370	\$1,310	\$0	\$0	\$3,370	\$1,310	\$9,360
Total	\$0	\$0	\$3,370	\$1,310	\$0	\$0	\$3,370	\$1,310	\$9,360

Urban Transit Systems - Operating Assistance

TIP ID	40-1603-61	Year of Operation	Ongoing
Agency	MTA - Transit	Project Type	Operating assistance
Project Category	Transit Preservation	Functional Class	NA
Conformity Status	Exempt	Physical Data	NA
CIP or CTP ID(s)	N/A	Est. Total Cost	\$16,912,000

Description:

This project provides operating assistance to urban transit systems throughout the Aberdeen/Bel Air North/Bel Air South urbanized area. Transit agencies eligible for funding include Harford County.

Costs generally associated with operating assistance can include utilities, miscellaneous equipment, fuel/oil, and driver, maintenance staff, and administrative salaries.

Justification:

Urban transit operating assistance will enable transportation systems to finance the operation of their services.

Connection to Long-Range Transportation Planning Goals:

3.A Improve Accessibility -- Increase transportation alternatives for all segments of the population.
 5.A Conserve and Enhance the Environment -- Provide alternatives to single-occupant passenger vehicles / apply emission reduction technologies.





Urban Transit Systems - Operating Assistance

(Funding in Thousands)

Section 5307 Urbanized Area Formula Program (funding for operating projects)

Phase	FY 2023 Federal Funds	FY 2023 Matching Funds	FY 2024 Federal Funds	FY 2024 Matching Funds	FY 2025 Federal Funds	FY 2025 Matching Funds	FY 2026 Federal Funds	FY 2026 Matching Funds	Total Four-Year Funding Request
CON	\$0	\$0	\$0	\$0	\$0	\$0	\$0	\$0	\$0
OTH	\$2,114	\$2,114	\$2,114	\$2,114	\$2,114	\$2,114	\$2,114	\$2,114	\$16,912
ENG	\$0	\$0	\$0	\$0	\$0	\$0	\$0	\$0	\$0
PL	\$0	\$0	\$0	\$0	\$0	\$0	\$0	\$0	\$0
ROW	\$0	\$0	\$0	\$0	\$0	\$0	\$0	\$0	\$0
Subtotal	\$2,114	\$2,114	\$2,114	\$2,114	\$2,114	\$2,114	\$2,114	\$2,114	\$16,912
Total	\$2,114	\$2,114	\$2,114	\$2,114	\$2,114	\$2,114	\$2,114	\$2,114	\$16,912

Agencywide System Preservation and Improvement

TIP ID	40-1801-64	Year of Operation	Ongoing
Agency	MTA - Transit	Project Type	Preservation and improvements
Project Category	Transit Preservation	Functional Class	NA
Conformity Status	Exempt	Physical Data	NA
CIP or CTP ID(s)	Multiple	Est. Total Cost	\$35,693,000

Description:

This is an ongoing project to rehabilitate agency-wide facilities, systems, and infrastructure, including roofing, a system network migration and upgrade, system-wide elevators and escalators, bridge and subway inspection. In addition to the matching funds listed, MDOT MTA has committed \$131 million in state dollars.

Justification:

The associated projects support regional management and operation initiatives to improve service, safety, and assure the preservation of infrastructure agency-wide.

Connection to Long-Range Transportation Planning Goals:

- 1.B Improve System Safety -- Apply safety-related management and operations techniques.
- 2.E Improve and Maintain the Existing Infrastructure -- Improve the condition of transit infrastructure and stations/stops.





Agencywide System Preservation and Improvement

(Funding in Thousands)

Section 5307 Urbanized Area Formula Program (funding for capital projects)

Phase	FY 2023 Federal Funds	FY 2023 Matching Funds	FY 2024 Federal Funds	FY 2024 Matching Funds	FY 2025 Federal Funds	FY 2025 Matching Funds	FY 2026 Federal Funds	FY 2026 Matching Funds	Total Four-Year Funding Request
CON	\$8,621	\$2,155	\$9,454	\$2,363	\$10,480	\$2,620	\$0	\$0	\$35,693
OTH	\$0	\$0	\$0	\$0	\$0	\$0	\$0	\$0	\$0
ENG	\$0	\$0	\$0	\$0	\$0	\$0	\$0	\$0	\$0
PL	\$0	\$0	\$0	\$0	\$0	\$0	\$0	\$0	\$0
ROW	\$0	\$0	\$0	\$0	\$0	\$0	\$0	\$0	\$0
Subtotal	\$8,621	\$2,155	\$9,454	\$2,363	\$10,480	\$2,620	\$0	\$0	\$35,693
Total	\$8,621	\$2,155	\$9,454	\$2,363	\$10,480	\$2,620	\$0	\$0	\$35,693

Bus System Preservation and Improvement

TIP ID	40-1803-64	Year of Operation	Ongoing
Agency	MTA - Transit	Project Type	Preservation and improvements
Project Category	Transit Preservation	Functional Class	NA
Conformity Status	Exempt	Physical Data	NA
CIP or CTP ID(s)	Multiple	Est. Total Cost	\$5,274,000

Description:

This is an ongoing project to rehabilitate bus facilities and infrastructure, including operating division and MTA offices. Project funding includes multiple projects at Bush Division and at Washington Boulevard.

In addition to the matching funds listed, MTA has committed \$13.2 million in state dollars.

Justification:

The associated projects support regional management and operation initiatives to improve service, safety, and the preservation of the bus system.

Connection to Long-Range Transportation Planning Goals:

2.E Improve and Maintain the Existing Infrastructure -- Improve the condition of transit infrastructure and stations/stops.





Bus System Preservation and Improvement

(Funding in Thousands)

Section 5339 (Bus and Bus Facilities Formula Program)

Phase	FY 2023 Federal Funds	FY 2023 Matching Funds	FY 2024 Federal Funds	FY 2024 Matching Funds	FY 2025 Federal Funds	FY 2025 Matching Funds	FY 2026 Federal Funds	FY 2026 Matching Funds	Total Four-Year Funding Request
CON	\$2,835	\$708	\$1,211	\$302	\$175	\$43	\$0	\$0	\$5,274
OTH	\$0	\$0	\$0	\$0	\$0	\$0	\$0	\$0	\$0
ENG	\$0	\$0	\$0	\$0	\$0	\$0	\$0	\$0	\$0
PL	\$0	\$0	\$0	\$0	\$0	\$0	\$0	\$0	\$0
ROW	\$0	\$0	\$0	\$0	\$0	\$0	\$0	\$0	\$0
Subtotal	\$2,835	\$708	\$1,211	\$302	\$175	\$43	\$0	\$0	\$5,274
Total	\$2,835	\$708	\$1,211	\$302	\$175	\$43	\$0	\$0	\$5,274

Metro and Light Rail Rolling Stock Overhauls and Replacement

TIP ID	40-1804-63	Year of Operation	Ongoing
Agency	MTA - Transit	Project Type	Fleet improvement
Project Category	Transit Preservation	Functional Class	NA
Conformity Status	Exempt	Physical Data	NA
CIP or CTP ID(s)	Multiple	Est. Total Cost	\$237,919,000

Description:

Mid-life Overhaul of 53 Light Rail Vehicles and upgrades to various systems/sub-systems to address obsolete parts, improve safety and vehicle performance, and enhance passenger comfort. The overhaul has been engineered to provide an additional 15 years of service of the light rail vehicle fleet. The Metro cars were designed with a 30 year life and are due for replacement. The Automatic Train Protection system is experiencing reliability issues due to its age and obsolete parts thus increasing maintainability issues across its various systems/sub-systems. The replacement of Metro Cars and Train Control System with modern, reliable equipment will enhance passenger comfort, ensure better reliability and improve safety. Delays were a result of Covid such as material delivery, sub-suppliers, internal Alstom impacts and plant shutdown. In addition to the matching funds listed, MTA has committed \$87 million in state dollars.

Justification:

The replacement of Metro vehicles and the Signaling System with modern and reliable equipment will enhance passenger comfort, ensure better reliability and offer improved safety. The MTA's Metro Signaling System consists of a double tracked train controlled signaling system that is 15 miles long. The Metro train control system was installed in three phases and the oldest section is currently 30 yrs old. The Automatic Train Protection system is currently experiencing reliability issues due to its age and parts obsolescence thus increasing maintainability issues across its various systems and sub-systems. Light rail fleet overhaul is designed to reduce system failures and improve reliability and service.



Connection to Long-Range Transportation Planning Goals:

- 1.C Improve System Safety -- Eliminate hazardous or substandard conditions.
- 2.C Improve and Maintain the Existing Infrastructure -- Maintain/replace transit vehicles.
- 6.A Improve System Security -- Provide security-related features at transit facilities or on transit vehicles.



Metro and Light Rail Rolling Stock Overhauls and Replacement

(Funding in Thousands)

Section 5307 Urbanized Area Formula Program (funding for capital projects)

Phase	FY 2023 Federal Funds	FY 2023 Matching Funds	FY 2024 Federal Funds	FY 2024 Matching Funds	FY 2025 Federal Funds	FY 2025 Matching Funds	FY 2026 Federal Funds	FY 2026 Matching Funds	Total Four-Year Funding Request
CON	\$84,890	\$21,222	\$32,196	\$8,049	\$24,178	\$6,044	\$0	\$0	\$176,579
OTH	\$0	\$0	\$0	\$0	\$0	\$0	\$0	\$0	\$0
ENG	\$0	\$0	\$0	\$0	\$0	\$0	\$0	\$0	\$0
PL	\$0	\$0	\$0	\$0	\$0	\$0	\$0	\$0	\$0
ROW	\$0	\$0	\$0	\$0	\$0	\$0	\$0	\$0	\$0
Subtotal	\$84,890	\$21,222	\$32,196	\$8,049	\$24,178	\$6,044	\$0	\$0	\$176,579



Metro and Light Rail Rolling Stock Overhauls and Replacement

(Funding in Thousands)

Congestion Mitigation and Air Quality

Phase	FY 2023 Federal Funds	FY 2023 Matching Funds	FY 2024 Federal Funds	FY 2024 Matching Funds	FY 2025 Federal Funds	FY 2025 Matching Funds	FY 2026 Federal Funds	FY 2026 Matching Funds	Total Four-Year Funding Request
CON	\$20,002	\$5,000	\$29,071	\$7,267	\$0	\$0	\$0	\$0	\$61,340
OTH	\$0	\$0	\$0	\$0	\$0	\$0	\$0	\$0	\$0
ENG	\$0	\$0	\$0	\$0	\$0	\$0	\$0	\$0	\$0
PL	\$0	\$0	\$0	\$0	\$0	\$0	\$0	\$0	\$0
ROW	\$0	\$0	\$0	\$0	\$0	\$0	\$0	\$0	\$0
Subtotal	\$20,002	\$5,000	\$29,071	\$7,267	\$0	\$0	\$0	\$0	\$61,340
Total	\$104,892	\$26,222	\$61,267	\$15,316	\$24,178	\$6,044	\$0	\$0	\$237,919

Metro and Light Rail System Preservation and Improvement

TIP ID	40-1805-64	Year of Operation	Ongoing
Agency	MTA - Transit	Project Type	Preservation and improvements
Project Category	Transit Preservation	Functional Class	NA
Conformity Status	Exempt	Physical Data	NA
CIP or CTP ID(s)	Multiple	Est. Total Cost	\$51,098,000

Description:


This is an ongoing project to rehabilitate Light Rail and Metro facilities, infrastructure, track, and equipment, including replacing interlockings, repairing tunnel liners and doors, and the design and installation of new fiber optic cables. In addition to the matching funds listed, MTA has committed \$279 million in state dollars.

Justification:

The associated projects support regional management and operation initiatives to improve service and safety and assure the preservation of the Light Rail and Metro systems.

Connection to Long-Range Transportation Planning Goals:

- 1.C Improve System Safety -- Eliminate hazardous or substandard conditions.
- 2.E Improve and Maintain the Existing Infrastructure -- Improve the condition of transit infrastructure and stations/stops.





Metro and Light Rail System Preservation and Improvement

(Funding in Thousands)

Section 5307 Urbanized Area Formula Program (funding for capital projects)

Phase	FY 2023 Federal Funds	FY 2023 Matching Funds	FY 2024 Federal Funds	FY 2024 Matching Funds	FY 2025 Federal Funds	FY 2025 Matching Funds	FY 2026 Federal Funds	FY 2026 Matching Funds	Total Four-Year Funding Request
CON	\$18,695	\$4,673	\$8,735	\$2,183	\$13,450	\$3,362	\$0	\$0	\$51,098
OTH	\$0	\$0	\$0	\$0	\$0	\$0	\$0	\$0	\$0
ENG	\$0	\$0	\$0	\$0	\$0	\$0	\$0	\$0	\$0
PL	\$0	\$0	\$0	\$0	\$0	\$0	\$0	\$0	\$0
ROW	\$0	\$0	\$0	\$0	\$0	\$0	\$0	\$0	\$0
Subtotal	\$18,695	\$4,673	\$8,735	\$2,183	\$13,450	\$3,362	\$0	\$0	\$51,098
Total	\$18,695	\$4,673	\$8,735	\$2,183	\$13,450	\$3,362	\$0	\$0	\$51,098

Eastern Bus Facility

TIP ID	40-2301-65	Year of Operation	2026
Agency	MTA - Transit	Project Type	Rehabilitation of facilities
Project Category	Transit Preservation	Functional Class	NA
Conformity Status	Exempt	Physical Data	NA
CIP or CTP ID(s)	1547	Est. Total Cost	\$162,270,184

Description:

The purpose of this project is to re-develop Eastern Bus Division as an electric bus division. Assuming a 190 bus fleet, construction would take >4 years. This facility would provide a single building with 110,000 square feet of combined maintenance, washing, fueling, and bus operations space. Major facility components include bus parking (190 buses), employee parking (216 spaces), battery electric bus charging infrastructure, solar energy collection system, administrative offices, conference rooms, training rooms, dispatch facilities, fuel lanes (2), wash lanes (2), vaulting, repair bays (16-18), general machine shop, parts storage, break room, restrooms/showers, fuel storage and storm water management.

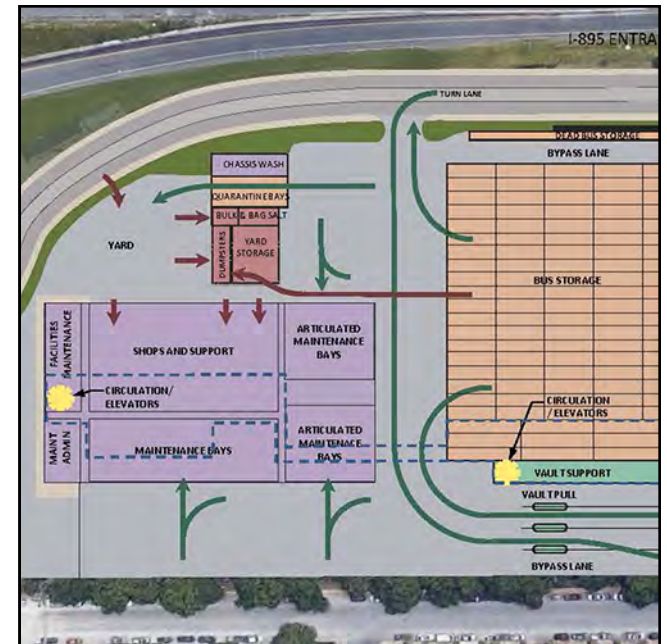
Note: In addition to the matching funds listed, MDOT MTA has committed \$76 million in state dollars.

Justification:

The current bus facility is very old and needs facility updates and increased capacity. The current asset rating is only a 3. In addition, the Zero-Emissions Fleet Transition Study: Phase II recommends the Eastern Bus Division be expanded and redeveloped as 100% battery electric bus division to comply with the Greenhouse Gas Reduction Act. The GGRA requires half of MTA's vehicles to be zero emissions by 2030. To meet this goal, construction additional, substantial funding needs to be available starting 2023.

Connection to Long-Range Transportation Planning Goals:

- 2.E Improve and Maintain the Existing Infrastructure -- Improve the condition of transit infrastructure and stations/stops.
- 5.D Conserve and Enhance the Environment -- Reduce greenhouse gas emissions in accordance with state and local sustainability and climate change plans.





Eastern Bus Facility

(Funding in Thousands)

Section 5307 Urbanized Area Formula Program (funding for capital projects)

Phase	FY 2023 Federal Funds	FY 2023 Matching Funds	FY 2024 Federal Funds	FY 2024 Matching Funds	FY 2025 Federal Funds	FY 2025 Matching Funds	FY 2026 Federal Funds	FY 2026 Matching Funds	Total Four-Year Funding Request
CON	\$0	\$0	\$0	\$0	\$0	\$0	\$64,008	\$16,002	\$80,010
OTH	\$0	\$0	\$0	\$0	\$0	\$0	\$0	\$0	\$0
ENG	\$0	\$0	\$0	\$0	\$0	\$0	\$0	\$0	\$0
PL	\$0	\$0	\$0	\$0	\$0	\$0	\$0	\$0	\$0
ROW	\$0	\$0	\$0	\$0	\$0	\$0	\$0	\$0	\$0
Subtotal	\$0	\$0	\$0	\$0	\$0	\$0	\$64,008	\$16,002	\$80,010

Section 5339 (Bus and Bus Facilities Formula Program)

Phase	FY 2023 Federal Funds	FY 2023 Matching Funds	FY 2024 Federal Funds	FY 2024 Matching Funds	FY 2025 Federal Funds	FY 2025 Matching Funds	FY 2026 Federal Funds	FY 2026 Matching Funds	Total Four-Year Funding Request
CON	\$0	\$0	\$0	\$0	\$0	\$0	\$5,008	\$1,252	\$6,260
OTH	\$0	\$0	\$0	\$0	\$0	\$0	\$0	\$0	\$0
ENG	\$0	\$0	\$0	\$0	\$0	\$0	\$0	\$0	\$0
PL	\$0	\$0	\$0	\$0	\$0	\$0	\$0	\$0	\$0
ROW	\$0	\$0	\$0	\$0	\$0	\$0	\$0	\$0	\$0
Subtotal	\$0	\$0	\$0	\$0	\$0	\$0	\$5,008	\$1,252	\$6,260
Total	\$0	\$0	\$0	\$0	\$0	\$0	\$69,016	\$17,254	\$86,270

Zero Emission Infrastructure and Rolling Stock

TIP ID	40-2302-63	Year of Operation	2026
Agency	MTA - Transit	Project Type	Rehabilitation of facilities
Project Category	Transit Preservation	Functional Class	NA
Conformity Status	Exempt	Physical Data	NA
CIP or CTP ID(s)		Est. Total Cost	\$142,069,510

Description:


MTA will use an alternative procurement process for a Contractor to procure, install, operate & maintain new electric charging infrastructure for both Kirk & Northwest bus depots. Contractor will provide turn-key design, installation, implementation, commissioning and O&M for the service equipment infrastructure needed so that BEBs can be placed into service upon delivery; Provide O&M services so that the BEBs at both Depots are fully charged at scheduled pull-out times; Provide charge mgt. services to support BEB and EVSE data collection, monitoring the performance of the EVSE, and managing energy use such that MTA can manage the BEBs in an efficient and cost-effective manner; Provide real-time and historical data regarding in-service BEB operations & daily bus charging events and minimizing monthly charging costs. In addition to the matching funds listed, MDOT MTA has committed \$54 million in state dollars.

Justification:

The Maryland Transit Administration – Conversion to Zero-Emission Buses (Zero-Emission Bus Transition Act), Senate Bill SB0137, of the Maryland General Assembly, prohibits the Maryland Transit Administration (MTA), beginning in fiscal 2023, from entering into a contract to purchase buses that are not zero-emission buses (ZEBs) (as defined by the bill). The bill also requires MTA to submit a report each January 1st regarding the conversion of its bus fleet to zero-emission buses. The annual report submitted by MTA include: a schedule for converting MTA’s transit bus fleet to zero-emission buses; an evaluation of the charging infrastructure needed for MTA to create and maintain a State transit bus fleet of zero-emission buses.

Connection to Long-Range Transportation Planning Goals:

- 5.C Conserve and Enhance the Environment -- Provide incentives for zero-emission vehicles.
- 5.D Conserve and Enhance the Environment -- Reduce greenhouse gas emissions in accordance with state and local sustainability and climate change plans.





Zero Emission Infrastructure and Rolling Stock

(Funding in Thousands)

Section 5307 Urbanized Area Formula Program (funding for capital projects)

Phase	FY 2023 Federal Funds	FY 2023 Matching Funds	FY 2024 Federal Funds	FY 2024 Matching Funds	FY 2025 Federal Funds	FY 2025 Matching Funds	FY 2026 Federal Funds	FY 2026 Matching Funds	Total Four-Year Funding Request
CON	\$1,582	\$395	\$0	\$0	\$0	\$0	\$0	\$0	\$1,977
OTH	\$0	\$0	\$0	\$0	\$0	\$0	\$0	\$0	\$0
ENG	\$0	\$0	\$0	\$0	\$0	\$0	\$0	\$0	\$0
PL	\$0	\$0	\$0	\$0	\$0	\$0	\$0	\$0	\$0
ROW	\$0	\$0	\$0	\$0	\$0	\$0	\$0	\$0	\$0
Subtotal	\$1,582	\$395	\$0	\$0	\$0	\$0	\$0	\$0	\$1,977

Section 5339(c) Low or No Emission Vehicle Discretionary Grant Program

Phase	FY 2023 Federal Funds	FY 2023 Matching Funds	FY 2024 Federal Funds	FY 2024 Matching Funds	FY 2025 Federal Funds	FY 2025 Matching Funds	FY 2026 Federal Funds	FY 2026 Matching Funds	Total Four-Year Funding Request
CON	\$0	\$0	\$0	\$0	\$0	\$0	\$340	\$85	\$425
OTH	\$0	\$0	\$0	\$0	\$0	\$0	\$0	\$0	\$0
ENG	\$0	\$0	\$0	\$0	\$0	\$0	\$0	\$0	\$0
PL	\$0	\$0	\$0	\$0	\$0	\$0	\$0	\$0	\$0
ROW	\$0	\$0	\$0	\$0	\$0	\$0	\$0	\$0	\$0
Subtotal	\$0	\$0	\$0	\$0	\$0	\$0	\$340	\$85	\$425



Zero Emission Infrastructure and Rolling Stock

(Funding in Thousands)

Congestion Mitigation and Air Quality

Phase	FY 2023 Federal Funds	FY 2023 Matching Funds	FY 2024 Federal Funds	FY 2024 Matching Funds	FY 2025 Federal Funds	FY 2025 Matching Funds	FY 2026 Federal Funds	FY 2026 Matching Funds	Total Four-Year Funding Request
CON	\$0	\$0	\$0	\$0	\$41,171	\$10,292	\$27,361	\$6,840	\$85,664
OTH	\$0	\$0	\$0	\$0	\$0	\$0	\$0	\$0	\$0
ENG	\$0	\$0	\$0	\$0	\$0	\$0	\$0	\$0	\$0
PL	\$0	\$0	\$0	\$0	\$0	\$0	\$0	\$0	\$0
ROW	\$0	\$0	\$0	\$0	\$0	\$0	\$0	\$0	\$0
Subtotal	\$0	\$0	\$0	\$0	\$41,171	\$10,292	\$27,361	\$6,840	\$85,664
Total	\$1,582	\$395	\$0	\$0	\$41,171	\$10,292	\$27,701	\$6,925	\$88,066

Rural Transit Systems - Operating Assistance

TIP ID	40-9204-61	Year of Operation	Ongoing
Agency	MTA - Transit	Project Type	Operating assistance
Project Category	Transit Preservation	Functional Class	NA
Conformity Status	Exempt	Physical Data	NA
CIP or CTP ID(s)	None	Est. Total Cost	\$1,428,000

Description:

This project provides operating assistance to transit systems located in the Baltimore region. Transit agencies eligible for funding include Baltimore County (Baltimore County Office of Aging) and Carroll Transit System.

Costs generally associated with operating assistance can include utilities, miscellaneous equipment, fuel/oil, and driver, maintenance staff, and administrative salaries.

Justification:

Rural transit operating assistance will enable transportation systems to finance the operation of their services.

Connection to Long-Range Transportation Planning Goals:

3.A Improve Accessibility -- Increase transportation alternatives for all segments of the population.
 5.A Conserve and Enhance the Environment -- Provide alternatives to single-occupant passenger vehicles / apply emission reduction technologies.





Rural Transit Systems - Operating Assistance

(Funding in Thousands)

Section 5311 Nonurbanized Area Formula Program (funding for operating assistance in non-urbanized areas)

Phase	FY 2023 Federal Funds	FY 2023 Matching Funds	FY 2024 Federal Funds	FY 2024 Matching Funds	FY 2025 Federal Funds	FY 2025 Matching Funds	FY 2026 Federal Funds	FY 2026 Matching Funds	Total Four-Year Funding Request
CON	\$0	\$0	\$0	\$0	\$0	\$0	\$0	\$0	\$0
OTH	\$238	\$238	\$238	\$238	\$238	\$238	\$0	\$0	\$1,428
ENG	\$0	\$0	\$0	\$0	\$0	\$0	\$0	\$0	\$0
PL	\$0	\$0	\$0	\$0	\$0	\$0	\$0	\$0	\$0
ROW	\$0	\$0	\$0	\$0	\$0	\$0	\$0	\$0	\$0
Subtotal	\$238	\$238	\$238	\$238	\$238	\$238	\$0	\$0	\$1,428
Total	\$238	\$238	\$238	\$238	\$238	\$238	\$0	\$0	\$1,428

MARC Rolling Stock Overhauls and Replacement

TIP ID	70-1501-53	Year of Operation	Ongoing
Agency	MTA - Commuter Rail	Project Type	Fleet improvement
Project Category	Commuter Rail Preservation	Functional Class	NA
Conformity Status	Exempt	Physical Data	NA
CIP or CTP ID(s)	Multiple	Est. Total Cost	\$40,683,000

Description:

"This is an ongoing project for the overhaul and replacement of MARC rolling stock. The overhaul of MARC coaches and locomotives is performed in accordance with "10-year minor" and "20-year midlife" schedules and/or the manufacturer's schedule. MARC vehicles will be upgraded with federally-mandated Positive Train Control safety features.

In addition to the matching funds listed, MTA has committed \$11 million in state dollars."

Justification:

Overhauls will extend the life of mechanical systems and car bodies. This will have the effect of providing safe and reliable vehicles for MARC service while also complying with federally mandated maintenance regulations.

Connection to Long-Range Transportation Planning Goals:

- 1.C Improve System Safety -- Eliminate hazardous or substandard conditions.
- 2.C Improve and Maintain the Existing Infrastructure -- Maintain/replace transit vehicles.
- 6.A Improve System Security -- Provide security-related features at transit facilities or on transit vehicles.





MARC Rolling Stock Overhauls and Replacement

(Funding in Thousands)

Section 5307 Urbanized Area Formula Program (funding for capital projects)

Phase	FY 2023 Federal Funds	FY 2023 Matching Funds	FY 2024 Federal Funds	FY 2024 Matching Funds	FY 2025 Federal Funds	FY 2025 Matching Funds	FY 2026 Federal Funds	FY 2026 Matching Funds	Total Four-Year Funding Request
CON	\$0	\$0	\$1,090	\$272	\$1,256	\$314	\$1,820	\$455	\$5,207
OTH	\$0	\$0	\$0	\$0	\$0	\$0	\$0	\$0	\$0
ENG	\$0	\$0	\$0	\$0	\$0	\$0	\$0	\$0	\$0
PL	\$0	\$0	\$0	\$0	\$0	\$0	\$0	\$0	\$0
ROW	\$0	\$0	\$0	\$0	\$0	\$0	\$0	\$0	\$0
Subtotal	\$0	\$0	\$1,090	\$272	\$1,256	\$314	\$1,820	\$455	\$5,207



MARC Rolling Stock Overhauls and Replacement

(Funding in Thousands)

Section 5337 (State of Good Repair Formula Program)

Phase	FY 2023 Federal Funds	FY 2023 Matching Funds	FY 2024 Federal Funds	FY 2024 Matching Funds	FY 2025 Federal Funds	FY 2025 Matching Funds	FY 2026 Federal Funds	FY 2026 Matching Funds	Total Four-Year Funding Request
CON	\$3,459	\$864	\$10,267	\$2,566	\$4,920	\$1,230	\$9,736	\$2,434	\$35,476
OTH	\$0	\$0	\$0	\$0	\$0	\$0	\$0	\$0	\$0
ENG	\$0	\$0	\$0	\$0	\$0	\$0	\$0	\$0	\$0
PL	\$0	\$0	\$0	\$0	\$0	\$0	\$0	\$0	\$0
ROW	\$0	\$0	\$0	\$0	\$0	\$0	\$0	\$0	\$0
Subtotal	\$3,459	\$864	\$10,267	\$2,566	\$4,920	\$1,230	\$9,736	\$2,434	\$35,476
Total	\$3,459	\$864	\$11,357	\$2,838	\$6,176	\$1,544	\$11,556	\$2,889	\$40,683

MARC Improvements

TIP ID	70-1502-54	Year of Operation	Ongoing
Agency	MTA - Commuter Rail	Project Type	Preservation and improvements
Project Category	Commuter Rail Preservation	Functional Class	NA
Conformity Status	Exempt	Physical Data	NA
CIP or CTP ID(s)	Multiple	Est. Total Cost	\$77,836,000

Description:

This project provides funding to implement ongoing improvements derived from the MARC Master Plan and Amtrak/CSX Operating Agreements.


In addition to the matching funds listed, MTA has committed \$10.8 million in state dollars.

Justification:

Investments in passenger rail corridor infrastructure improvements are necessary to maintain/improve the safety and quality of MARC infrastructure.

Connection to Long-Range Transportation Planning Goals:

- 1.C Improve System Safety -- Eliminate hazardous or substandard conditions.
- 2.E Improve and Maintain the Existing Infrastructure -- Improve the condition of transit infrastructure and stations/stops.
- 3.G Improve Accessibility -- Improve system connectivity and continuity among modes and across boundaries.





MARC Improvements

(Funding in Thousands)

Section 5307 Urbanized Area Formula Program (funding for capital projects)

Phase	FY 2023 Federal Funds	FY 2023 Matching Funds	FY 2024 Federal Funds	FY 2024 Matching Funds	FY 2025 Federal Funds	FY 2025 Matching Funds	FY 2026 Federal Funds	FY 2026 Matching Funds	Total Four-Year Funding Request
CON	\$2,748	\$687	\$1,910	\$477	\$2,477	\$619	\$2,400	\$600	\$11,918
OTH	\$0	\$0	\$0	\$0	\$0	\$0	\$0	\$0	\$0
ENG	\$0	\$0	\$0	\$0	\$0	\$0	\$0	\$0	\$0
PL	\$0	\$0	\$0	\$0	\$0	\$0	\$0	\$0	\$0
ROW	\$0	\$0	\$0	\$0	\$0	\$0	\$0	\$0	\$0
Subtotal	\$2,748	\$687	\$1,910	\$477	\$2,477	\$619	\$2,400	\$600	\$11,918



MARC Improvements

(Funding in Thousands)

Section 5337 (State of Good Repair Formula Program)

Phase	FY 2023 Federal Funds	FY 2023 Matching Funds	FY 2024 Federal Funds	FY 2024 Matching Funds	FY 2025 Federal Funds	FY 2025 Matching Funds	FY 2026 Federal Funds	FY 2026 Matching Funds	Total Four-Year Funding Request
CON	\$17,170	\$4,292	\$8,571	\$2,142	\$16,342	\$4,085	\$10,653	\$2,663	\$65,918
OTH	\$0	\$0	\$0	\$0	\$0	\$0	\$0	\$0	\$0
ENG	\$0	\$0	\$0	\$0	\$0	\$0	\$0	\$0	\$0
PL	\$0	\$0	\$0	\$0	\$0	\$0	\$0	\$0	\$0
ROW	\$0	\$0	\$0	\$0	\$0	\$0	\$0	\$0	\$0
Subtotal	\$17,170	\$4,292	\$8,571	\$2,142	\$16,342	\$4,085	\$10,653	\$2,663	\$65,918
Total	\$19,918	\$4,979	\$10,481	\$2,619	\$18,819	\$4,704	\$13,053	\$3,263	\$77,836

MARC Facilities

TIP ID	70-1503-55	Year of Operation	Ongoing
Agency	MTA - Commuter Rail	Project Type	Rehabilitation of facilities
Project Category	Commuter Rail Preservation	Functional Class	NA
Conformity Status	Exempt	Physical Data	NA
CIP or CTP ID(s)	Multiple	Est. Total Cost	\$69,417,000

Description:

- 1) MARC BWI Garage Facility: Identify and prioritize needed repairs which are then designed and constructed
- 2) Riverside Heavy Maintenance Facility: This project will construct a facility with four new maintenance slots for locomotives undergoing heavy maintenance and repair


Note: In addition to the matching funds listed, MTA has committed \$18.2 million in state dollars.

Justification:

- 1) MARC BWI Garage Facility: Repairs will extend the useful life of the garages and support continued ridership on the MARC system from this location
- 2) Riverside Heavy Maintenance Facility: These additional maintenance slots will free up maintenance slots in the main shop building for preventative maintenance and federally required periodic inspections

Connection to Long-Range Transportation Planning Goals:

- 1.C Improve System Safety -- Eliminate hazardous or substandard conditions.
- 2.E Improve and Maintain the Existing Infrastructure -- Improve the condition of transit infrastructure and stations/stops.
- 3.B Improve Accessibility -- Improve ADA-related conditions for pedestrians / transit riders.





MARC Facilities

(Funding in Thousands)

Section 5307 Urbanized Area Formula Program (funding for capital projects)

Phase	FY 2023 Federal Funds	FY 2023 Matching Funds	FY 2024 Federal Funds	FY 2024 Matching Funds	FY 2025 Federal Funds	FY 2025 Matching Funds	FY 2026 Federal Funds	FY 2026 Matching Funds	Total Four-Year Funding Request
CON	\$1,780	\$445	\$1,630	\$407	\$460	\$115	\$0	\$0	\$4,837
OTH	\$0	\$0	\$0	\$0	\$0	\$0	\$0	\$0	\$0
ENG	\$0	\$0	\$0	\$0	\$0	\$0	\$0	\$0	\$0
PL	\$0	\$0	\$0	\$0	\$0	\$0	\$0	\$0	\$0
ROW	\$0	\$0	\$0	\$0	\$0	\$0	\$0	\$0	\$0
Subtotal	\$1,780	\$445	\$1,630	\$407	\$460	\$115	\$0	\$0	\$4,837



MARC Facilities

(Funding in Thousands)

Section 5337 (State of Good Repair Formula Program)

Phase	FY 2023 Federal Funds	FY 2023 Matching Funds	FY 2024 Federal Funds	FY 2024 Matching Funds	FY 2025 Federal Funds	FY 2025 Matching Funds	FY 2026 Federal Funds	FY 2026 Matching Funds	Total Four-Year Funding Request
CON	\$42,137	\$10,534	\$4,797	\$1,199	\$800	\$200	\$3,931	\$982	\$64,580
OTH	\$0	\$0	\$0	\$0	\$0	\$0	\$0	\$0	\$0
ENG	\$0	\$0	\$0	\$0	\$0	\$0	\$0	\$0	\$0
PL	\$0	\$0	\$0	\$0	\$0	\$0	\$0	\$0	\$0
ROW	\$0	\$0	\$0	\$0	\$0	\$0	\$0	\$0	\$0
Subtotal	\$42,137	\$10,534	\$4,797	\$1,199	\$800	\$200	\$3,931	\$982	\$64,580
Total	\$43,917	\$10,979	\$6,427	\$1,606	\$1,260	\$315	\$3,931	\$982	\$69,417