

MDOT/SHA - OFFICE OF TRANSPORTATION MOBILITY & OPERATIONS

TIMBR Report

June 2024

FATAL STRUCK-BY STATISTICS

2019 - 2023 National Struck-by-Vehicle Fatalities

Year	LEO	Fire/EMS	Tow Operators	Road Service Technicians	DOT/SSP	Total
2019	18	9	14	3	0	44
2020	17	4	21	1	3	46
2021	30	9	22	2	2	65
2022	17	11	18	4	1	51
2023	14	8	20	0	3	45
Totals	96	41	95	10	9	251

As of 01/02/2024



**Emergency Responder
Safety Institute**

www.respondersafety.com

2024 – 11 LEO, 2 F/EMS, 6 TOW & 1 RST - Total 20

COORDINATED HIGHWAYS ACTION RESPONSE TEAM

- Patrol designated highways looking for crashes, disabled vehicles, abandoned vehicles, debris, and provide services to keep motorists safe and traffic lanes open
- Provide motorist assistance (replenish car fluids, change tires, etc.)
- Assist responders by:
 - Setting up temporary traffic control
 - Relocating vehicles
 - Securing the scene
 - Providing incident details to the TMC



Calendar Year 2023 Year-to-Date Events (SHA & MDTA)


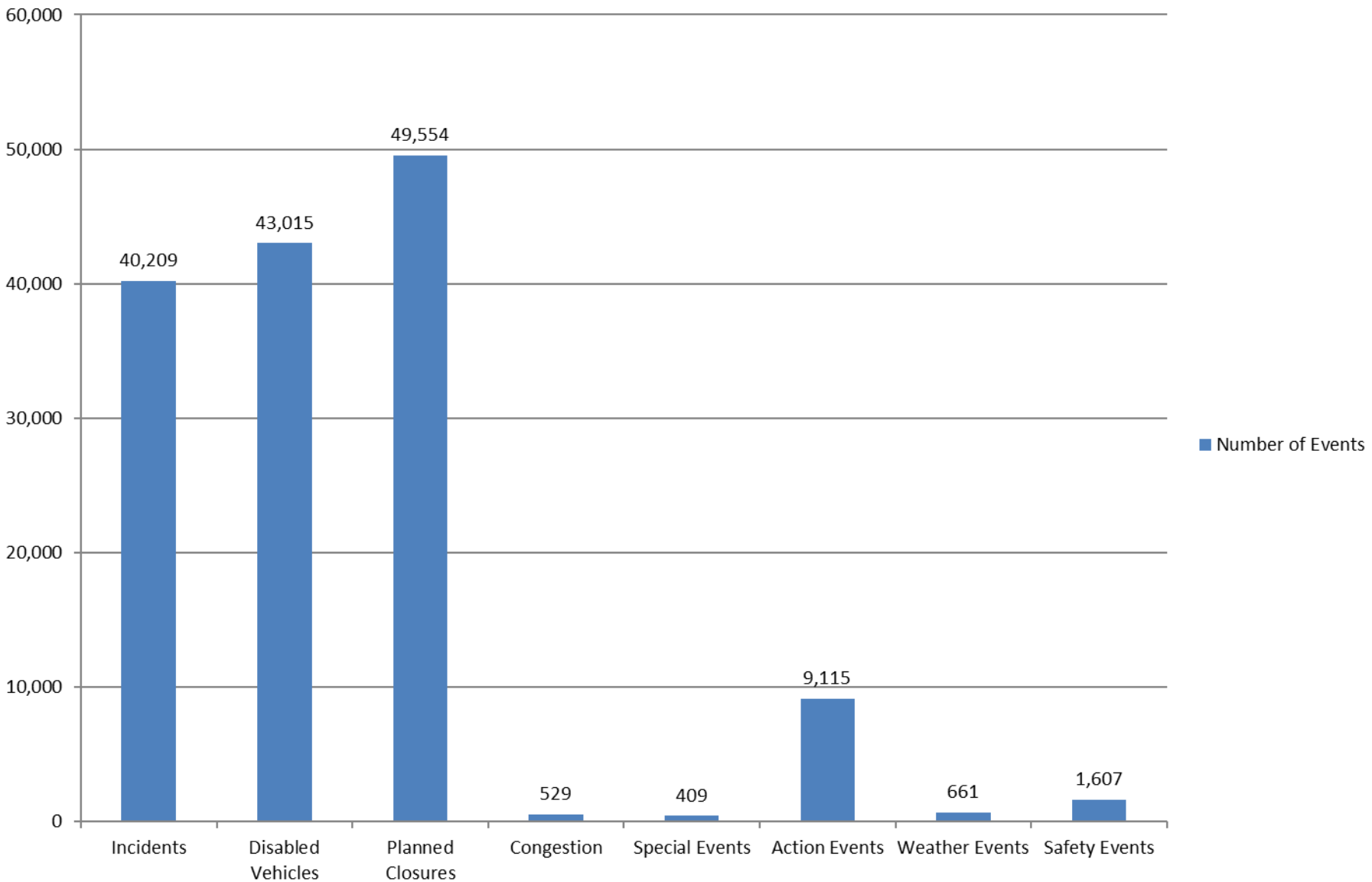


CHART STATISTICS

2023 EASTERN SUMMARY						
Call Sign	Eastern	YTD Motorist Assists	YTD Incidents Managed	YTD Total Events	YTD Average Incident Response Time	YTD Average Lane Clearance Time
Eastern ERT Total		3,124	3,168	6,292	0:03:50	0:43:15
2023 NCR SUMMARY						
Call Sign	NCR	YTD Motorist Assists	YTD Incidents Managed	YTD Total Events	YTD Average Incident Response Time	YTD Average Lane Clearance Time
TOC 3 ERT Total		9,008	9,338	18,346	0:06:18	0:25:49
2023 BALTIMORE SUMMARY						
Call Sign	Baltimore	YTD Motorist Assists	YTD Incidents Managed	YTD Total Events	YTD Average Incident Response Time	YTD Average Lane Clearance Time
TOC 4 ERT Total		6,706	8,376	15,082	0:06:43	0:22:56
2023 WESTERN SUMMARY						
Call Sign	Western	YTD Motorist Assists	YTD Incidents Managed	YTD Total Events	YTD Average Incident Response Time	YTD Average Lane Clearance Time
TOC 7 ERT Total		7,051	5,308	12,359	0:06:22	0:40:25
2023 - Supplemental Patrols						
Call Sign	Contractor	Motorist Assists	Incidents Managed	Total Events	Average Incident Response Time	Average Lane Clearance Time
Autobase ERT Total		13	6	19	0:03:41	0:12:41
2023 TIM UNIT SUMMARY						
Call Sign		YTD Motorist Assists	YTD Incidents Managed	YTD Total Events	YTD Average Incident Response Time	YTD Average Lane Clearance Time
TIM Unit Total		122	608	730	0:04:15	0:25:48
YTD Full-Time CHART ERT Total		25,902	26,196	52,098	0:05:51	0:35:23
Combined YTD Totals		26,024	26,024	52,828	0:05:43	0:33:04



SAFETY BENEFITS OF CHART PROGRAM

In 2022:

- 1,084 crashes on Maryland interstates did not occur due to CHART operations
- 472 secondary crashes did not occur due to CHART operations
- 41 million vehicle-hours of reduced delay due to CHART operations



Source: 2022 CHART Evaluation Report



EQUIPMENT/TRAINING UPGRADES

Automated External Defibrillators

- 60 devices were deployed on SHA CHART and ITS vehicles.
- 100 personnel were trained in Basic First Aid, CPR & AED
- ZOLL AED plus – model



Tourniquets



EQUIPMENT/TRAINING UPGRADES



Chainsaw/Blower Deployment

The image shows two workers in high-visibility yellow gear and orange hard hats. One worker is using a chainsaw to cut a log on a sawhorse, while the other stands nearby. The scene is outdoors on a paved area with logs and orange traffic barrels.



ATSSA Flagger Certification

The image shows a classroom setting where several workers in high-visibility yellow gear are seated at desks, facing a presentation screen. A presenter is standing at the front of the room, pointing at the screen. The workers' gear has "CHART" written on the back.

DEBRIS REMOVAL PROJECT

Coordinated project with University of Maryland, Department of Civil and Environmental Engineering.

- Grant funding to conduct research
- 2 LaneBlade systems purchased and placed in-service on two supervisor vehicles.
- Report completed showing value of devices
- OTMO has applied for innovation grant funding to enhance vehicle capability and outfit 30 of 84 vehicles with debris removal system.

Overall, the system improves safety for responders and road users, enhances traffic flow, and reduces exposure to traffic hazards.



MARYLAND STATE POLICE TIM SECTION

MSP created the TIM unit in 2021 to enhance speed and efficiency of MSP response to traffic crashes. Primarily work in SHA TOC 4 (Baltimore area).

- Completely funded by the MDOT State Highway Administration.
- 6 Troopers and 5 decentralized motorcycle units.
- Nationally Certified TIMS responders and Instructors.
- Primarily use police motorcycles and conduct both Basic and Instructor schools annually.
- Have responded to all major traffic events since inception.
- Total activity:
 - Coordinated and led 292 dignitary escorts.
 - Conducted 5,480 traffic stops leading to 12,253 citations and warnings and 45 arrests.



EASTERN SHORE TRAFFIC OPERATIONS (ESTO)

- Began May 17, and ends October 5, 2024
- Fridays, Saturdays, Sundays, Independence Day and Monday Holidays
- 0800 until 2000 hours or delays relieved, will bolster Safety Service and MSP patrols of beach corridors
- Focused patrols “Reach the Beach Routes - Bay Bridge, US 50, US 301, MD 90, and MD 404.

** Redecking project is underway of the eastbound span of Bay Bridge **

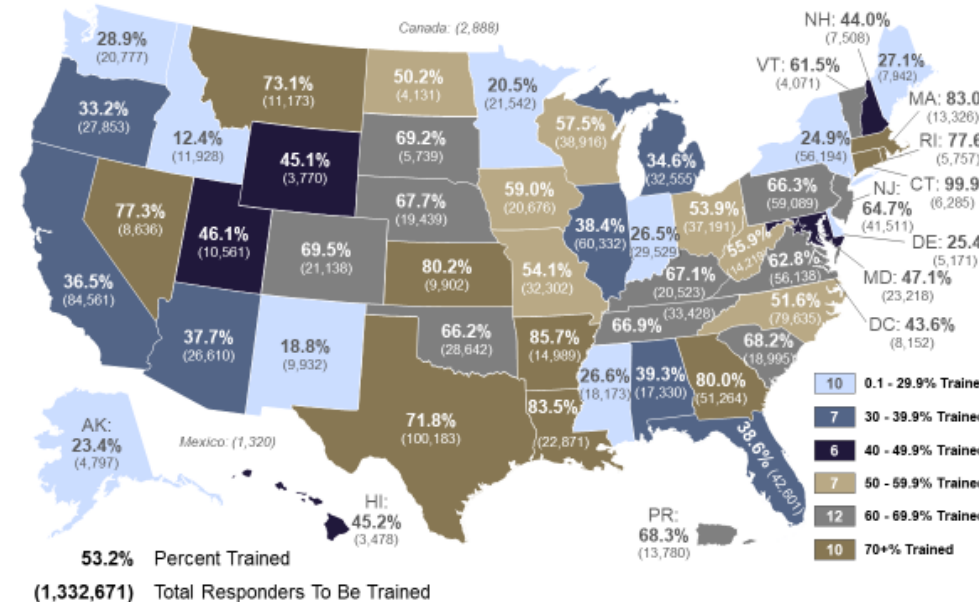
EASTERN SHORE TRAFFIC OPERATIONS (ESTO) US 50 RAMP MANAGEMENT SPECIAL EVENT

- This program began Friday, May 17th and ends on Sunday, September 1st.
- Closures will be manned by SHA and law enforcement.
- Anne Arundel County
 - Ramp from Oceanic Drive to east bound US 50 will be closed to traffic beginning 10am Fridays to 6pm Saturdays.
- Queen Anne's County
 - Ramp from MD 8 to west bound US 50 and Duke Street ramp to US 50 west will be closed to traffic. Ramps will be closed weekly on Saturdays and Sundays between 12pm and 6pm, as well as holiday Mondays.

TRAFFIC INCIDENT MANAGEMENT TRAINING PROGRAM

- Teaches every responder community how to safely and quickly clear traffic incidents.
- National goal to train 100% of TIM responders
- Four (4) hour training program
- Version 4 due from FHWA soon

TIM Training Program Implementation Progress Percent Trained – Goal of 60% - As of March 25, 2024



**NATIONAL TRAFFIC INCIDENT MANAGEMENT (TIM)
Responder Training Program**

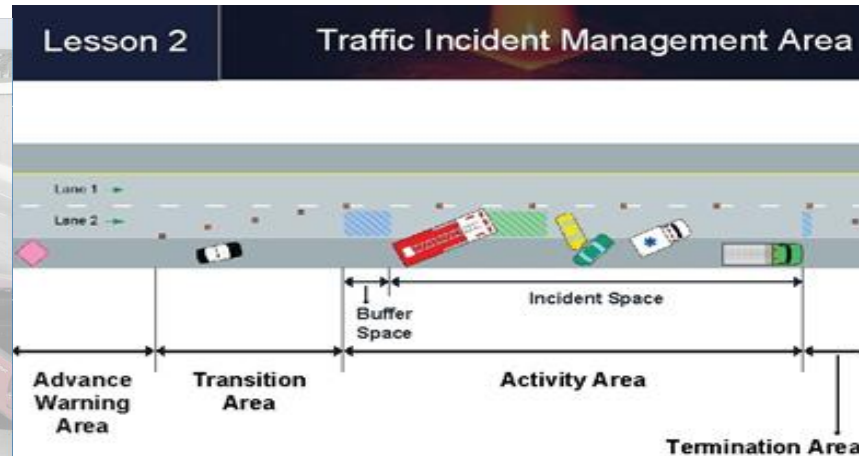
COMMUNICATIONS | EMERGENCY MEDICAL SERVICES | FIRE/RESCUE
LAW ENFORCEMENT | TOWING AND RECOVERY | TRANSPORTATION/PUBLIC WORKS

4-Hour Course

Photo Source: RESQUE-1, LLC

U.S. Department of Transportation
Federal Highway Administration

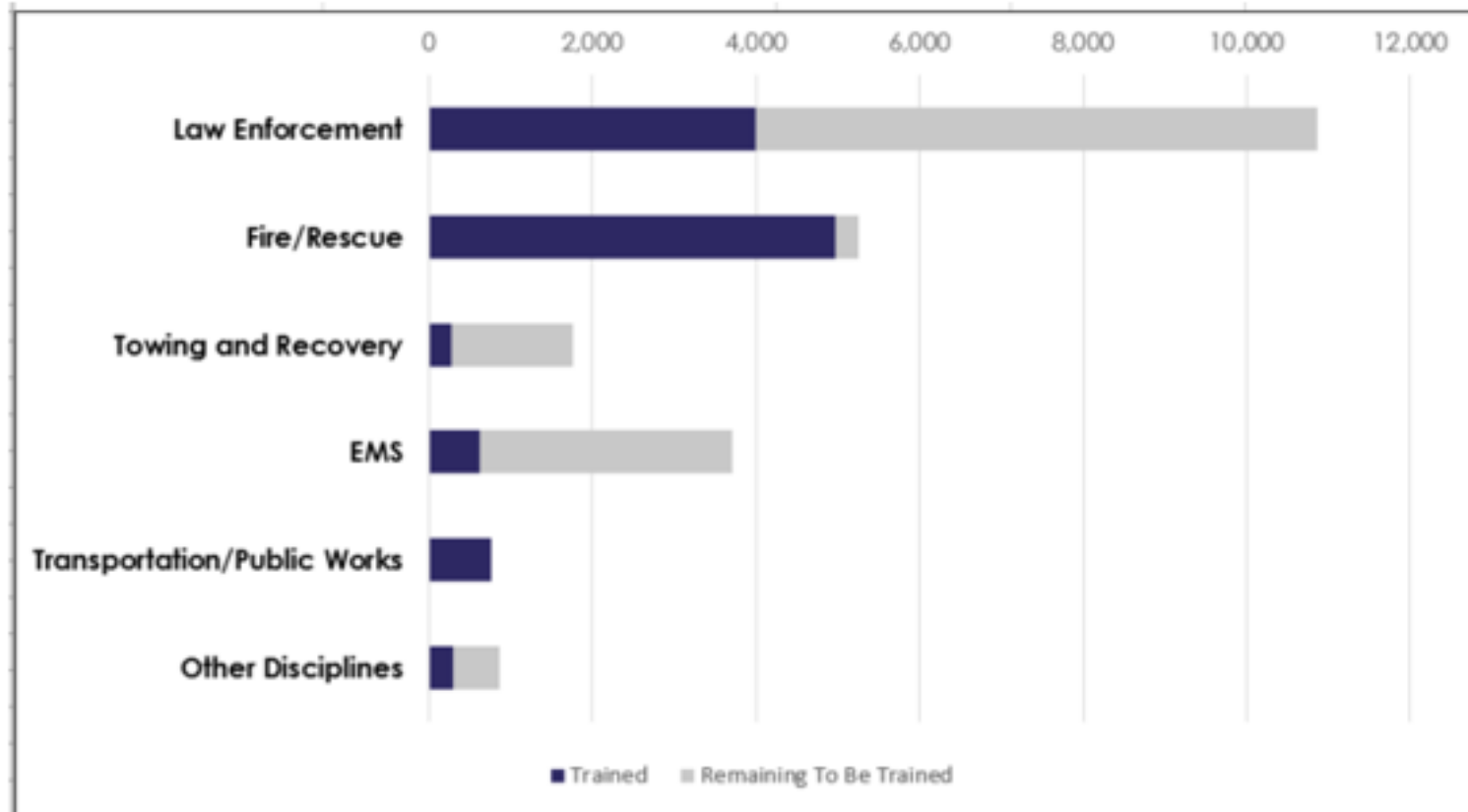
Logos: TRB, AASHTO, CHART, and various state and local agency logos.



	Train-the-Trainer		Responder Training			Web-Based Training	Total Trained		Training Progress		
Date	Number of Sessions	Total Trained	Number of Sessions	Total Trained	Last Training Date		Number	Rank	Responders To Be Trained	Percent Trained	Rank
3/23/2020	13	294	360	6,926	02/19/20	713	7,933	22	23,218	34.2%	33
2/15/2021	14	300	377	7,197	12/10/2020	1,018	8,515	22	23,218	36.7%	31
2/14/2022	15	311	398	7,482	12/16/2021	1,261	9,054	24	23,218	39.0%	32
2/13/2023	15	315	423	7,690	1/17/2023	1,456	9,461	25	23,218	40.7%	34
3/25/2024	17	340	480	8,888	3/23/2024	1,713	10,941	25	23,218	47.1%	30

TIM Training Update

County	Number of Sessions	Total Trained	Last Training Date
Anne Arundel	61	1107	02/21/24
Baltimore	45	972	01/04/23
Baltimore City	40	939	10/14/23
Carroll	52	1083	02/01/24
Harford	12	311	08/27/22
Howard	48	844	09/11/23
Queen Anne's	2	5	02/18/20
Regional Total	260	5261	03/23/24



TRAFFIC INCIDENT MANAGEMENT TRAINING PROGRAM

National Unified Goal (NUG):

NUG provides common goals for all responders and agencies across the country.

- The Safety of Responders and All Road Users
- Safe, Quick Clearance
- Communication, Coordination, and Cooperation



STRUCK-BY'S

The Emergency Responder Safety Institute has launched a new nationwide database to collect detailed information about incidents on the roadway where emergency responders or their equipment were struck by a vehicle while operating at a scene.

Available at ReportStruckBy.com using the ResponderSafety.com platform, the database accepts reports from all roadway responders, including fire, law enforcement, EMS, fire police and special traffic units, safety service and freeway service patrols, departments of transportation, public works, and towing and recovery.



The goal is to improve the voluntary reporting, tracking, and analysis of struck-by incident data to prevent future incidents.

NATIONAL CRASH RESPONDER SAFETY WEEK



National Crash Responder Safety Week is mid-November

- Local government proclamations
- Touch a truck/public safety events
- National TIM classes
- Social media blitz
- Driver education presentations
- Safety messaging at fuel pumps



Questions?



Contact Information:



Taking you places!

STATE HIGHWAY
ADMINISTRATION

roads.maryland.gov

Kevin D. Fox

Field Training & Certification Manager

CHART Regional Operations

Office of Transportation Mobility & Operations

410.582.5608 **office**

410.777.0213 **mobile**

kfox@mdot.maryland.gov

Maryland State Highway Administration

7491 Connelley Drive, Hanover, MD 21076