



Traffic Incident Management for the Baltimore Region (TIMBR) Committee

June 2, 2021



Agenda

1. WELCOME AND SELF-INTRODUCTIONS (5 min.)

2. REVIEW OF MINUTES FROM MARCH 3, 2020 (5 min.)

3. DEBRIEF OF MARCH 23RD FIRE ON I-70 (25 min.)

Tim Peck and Pat Rooney will present their after action summary from a recent large fire on I-70.

4. TIM SELF-ASSESSMENT FOLLOW UP (20 min.)

The group will discuss ideas for following up on items discussed during the TIM self-assessment.

5. STATE AND LOCAL TIM UPDATES (40 min.)

- State TIM Updates
- Local TIM Updates
- TIM Training updates
- Upcoming planned and special events

6. OTHER BUSINESS (5 min.)

- 2021 meetings: September 1, December 1 (First Wednesday quarterly)

4. TIM Self-Assessment Follow-Up

- Move Over Legislation
 - Clarifying the law
 - Restrictions of BMC role
- Questions 6 – 8 TIM Training
 - Virtual Train the Trainer sessions scheduled by FHWA
 - other sessions
- Question 9: Multidiscipline After Action Reviews
 - RITIS template being developed; anticipated to be available by end of summer
- Question 24: TIM education for the public and elected officials
 - How to do post-crash driver education?
 - Work with insurance companies?
 - How to inform elected officials/decision-makers about TIM

5. State and Local TIM Updates

- TIM Training updates
- State TIM Updates
- Local TIM Updates
- Upcoming planned and special events

TIM Training Update – National

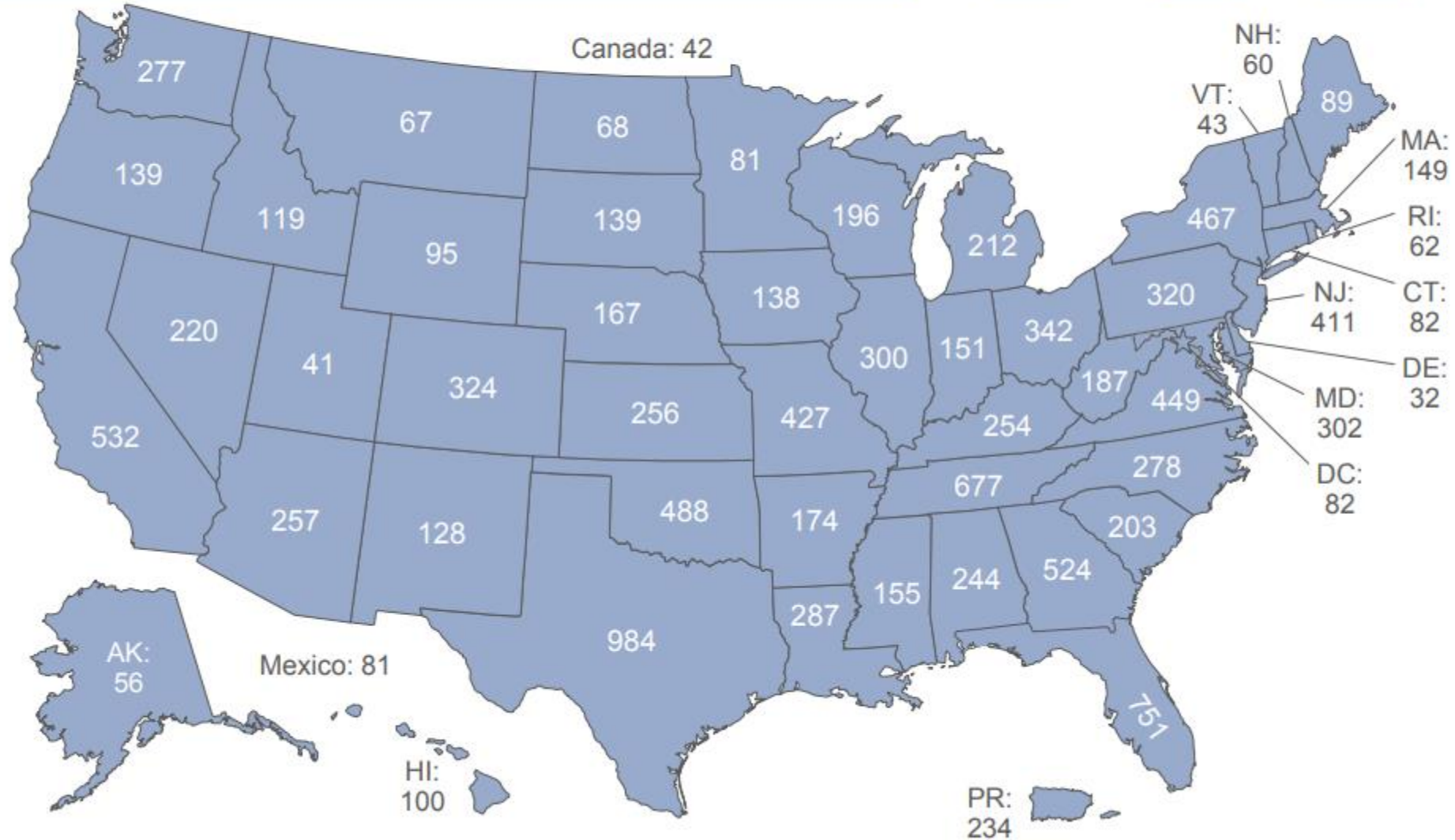
Discipline	Train-the-Trainer	Responder Training	Web-Based Training*	Total	Percent
Law Enforcement	4,160	119,901	10,776	134,837	25.3%
Fire/Rescue	4,262	175,525	47,556	227,343	42.6%
Towing and Recovery	731	34,821	9,307	44,859	8.4%
EMS	723	24,332	20,230	45,285	8.5%
Transportation/Public Works	2,178	46,969	1,823	50,970	9.6%
Other Disciplines	889	14,200	14,998	30,087	5.6%
Total Trained	12,943	415,748	104,690	533,381	100.0%
Number of Sessions	482	18,086	--	--	--

* The National Highway Institute WBT total for the time period between 10/01/14 and 09/30/16 is reported as "Other Disciplines"

TIM Training Program Implementation Progress

TtT Session Participants

- As of May 24, 2021

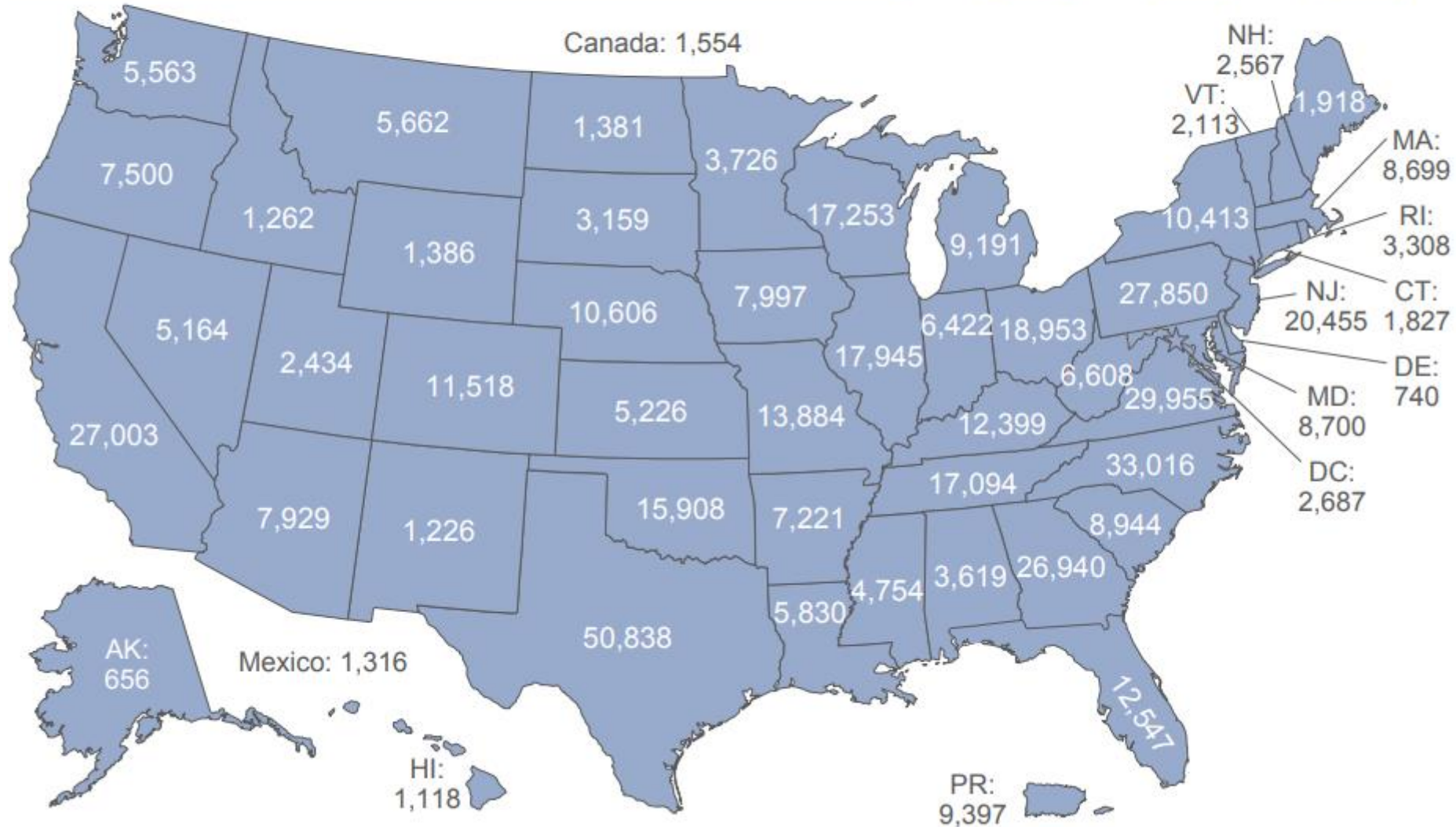


12,943 Number of Trainers Trained

TIM Training Program Implementation Progress

Total Trained

- As of May 24, 2021

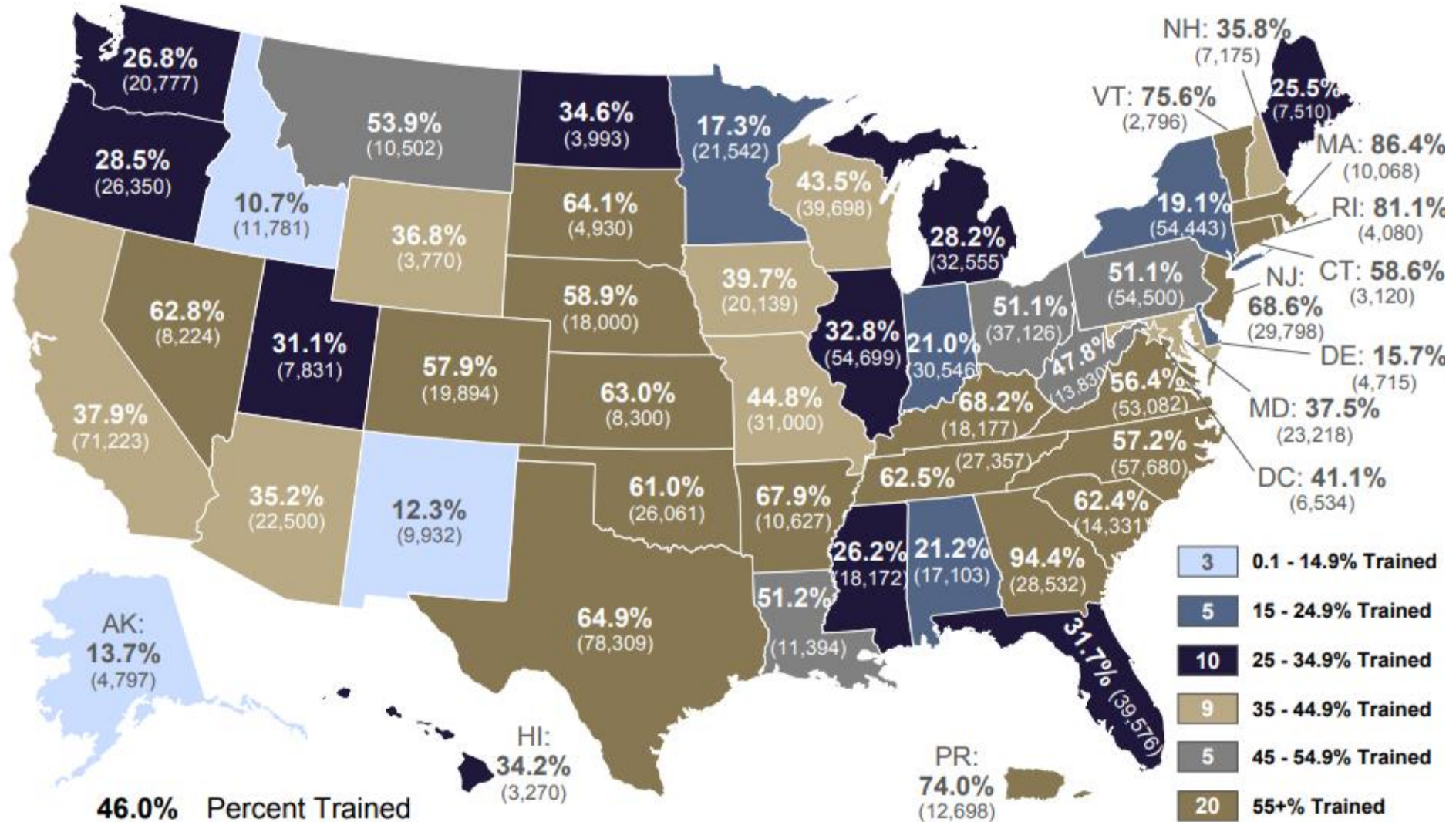


533,381 Total Trained

TIM Training Program Implementation Progress

Percent Trained – Goal of 45%

- As of May 24, 2021



46.0% Percent Trained

(1,158,265) Total Responders To Be Trained

TIM Training Update - Maryland

Date	Train-the-Trainer		Responder Training			Web-Based Training	Total Trained		Training Progress		
	Number of Sessions	Total Trained	Number of Sessions	Total Trained	Last Training Date		Number	Rank	Responders To Be Trained	Percent Trained	Rank
3/23/2020	13	294	360	6,926	02/19/20	713	7,933	22	23,218	34.2%	33
11/9/2020	14	300	365	6,992	11/8/2020	946	8,238	22	23,218	35.5%	32
2/15/2021	14	300	377	7,197	12/10/2020	1,018	8,515	22	23,218	36.7%	31
5/24/2021	14	302	381	7,297	5/22/2021	1,101	8,700	22	23,218	37.5%	31

Date	Responders Trained by Discipline (Total to be trained)													
	LE (10,860)		Fire/Rescue (5,264)		Towing and Recovery (1,750)		EMS (3,701)		Transpo/PW (770)		Other Disciplines (873)		TOTAL (23,218)	
	Trained	% Trained	Trained	% Trained	Trained	% Trained	Trained	% Trained	Trained	% Trained	Trained	% Trained	Trained	% Trained
3/23/2020	3,058	28.2%	3,364	63.9%	208	11.9%	413	11.2%	616	80.0%	274	31.4%	7,933	34.2%
11/9/2020	3,127	28.8%	3,568	67.8%	214	12.2%	427	11.5%	625	81.2%	277	31.7%	8,238	35.5%
2/15/2021	3,229	29.7%	3,732	70.9%	218	12.5%	428	11.6%	628	81.6%	280	32.1%	8,515	36.7%
5/24/2021	3,288	30.3%	3,836	72.9%	226	12.9%	432	11.7%	636	82.6%	282	32.3%	8,700	37.5%

6. Other Business

- 2021 meetings:
 - September 1
 - December 1