



2018-2019 Maryland Travel Survey (MTS) Results – Travel by Motorcycle in the Baltimore Region

Technical Committee

August 1, 2023

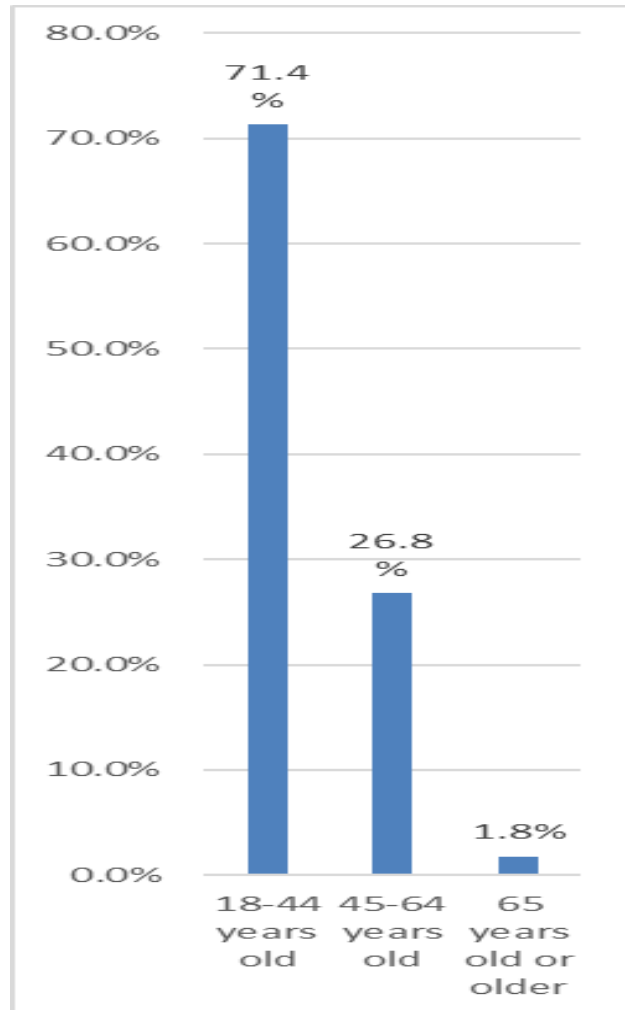


Presentation Outline



- **Baltimore Region Analysis**
 - Demographic Analysis
 - Motorcycle Travel by Age Group
 - Motorcycle Travel by HH Income
 - Motorcycle Travel by Race & Ethnicity
 - Motorcycle Travel: DailyTrips by Trip Purpose (%)

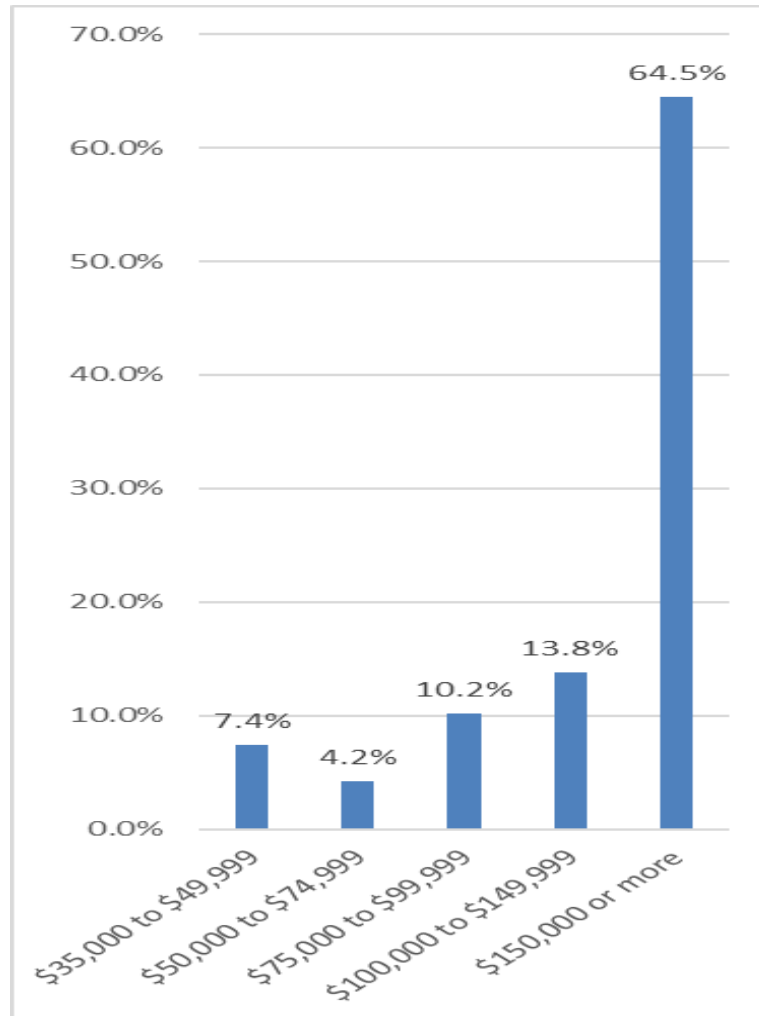
Motorcycle Travel by Age Group



Summary of Motorcycle Travel by Age Group

- The largest shares of motorcycle riders are those 18-44 years old (71.4%)
- The next share of riders is 45-64 years old (26.8%).
- A smaller share of motorcycle riders are 65 years old or older (1.8%)
- There were no motorcycle riders among any other age groups.
- The share of motorcycle riders, in rank order, by age group, is:
 - 18-44 years old (71.4%)
 - 45-64 years old (26.8%)
 - 65 years old or older (1.8%)

Motorcycle Travel by Household Income



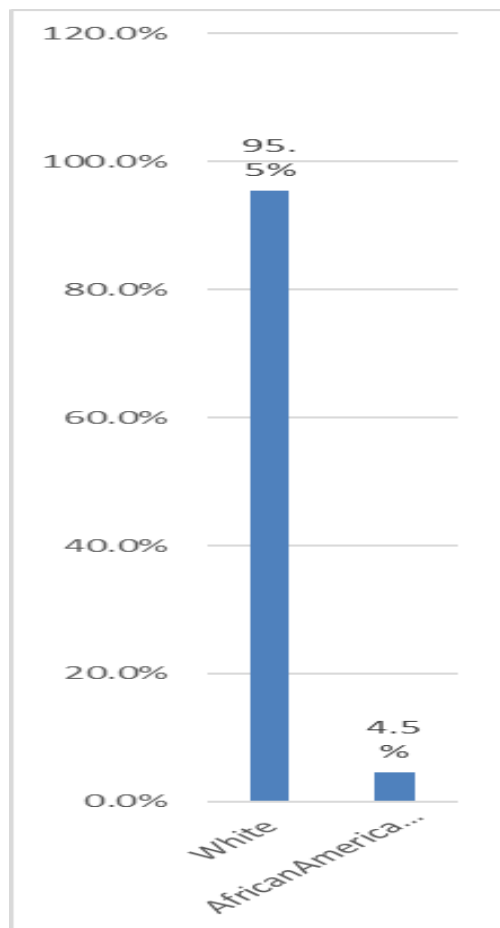
Summary of Motorcycle Travel by Household Income (Part 1)

- The largest share of motorcycle riders are those with the highest incomes \$150,000 or more (64.5%).
- The next largest shares are those with household incomes \$100,000 to \$149,999 (13.8%) and \$75,000 to \$99,999 (10.2%)
- Smaller shares are represented by those with household incomes \$35,000 to \$49,999 (7.4%) and \$50,000 to \$74,999 (4.2%).

Summary of Motorcycle Travel by Household Income (Part 2)

- The share of motorcycle riders, in rank order, by household income, is:
 - \$150,000 or more (64.5%)
 - \$100,000 to \$149,999 (13.8%)
 - \$75,000 to \$99,999 (10.2%)
 - \$35,000 to \$49,999 (7.4%)
 - \$50,000 to \$74,999 (4.2%)

Motorcycle Travel by Race & Ethnicity



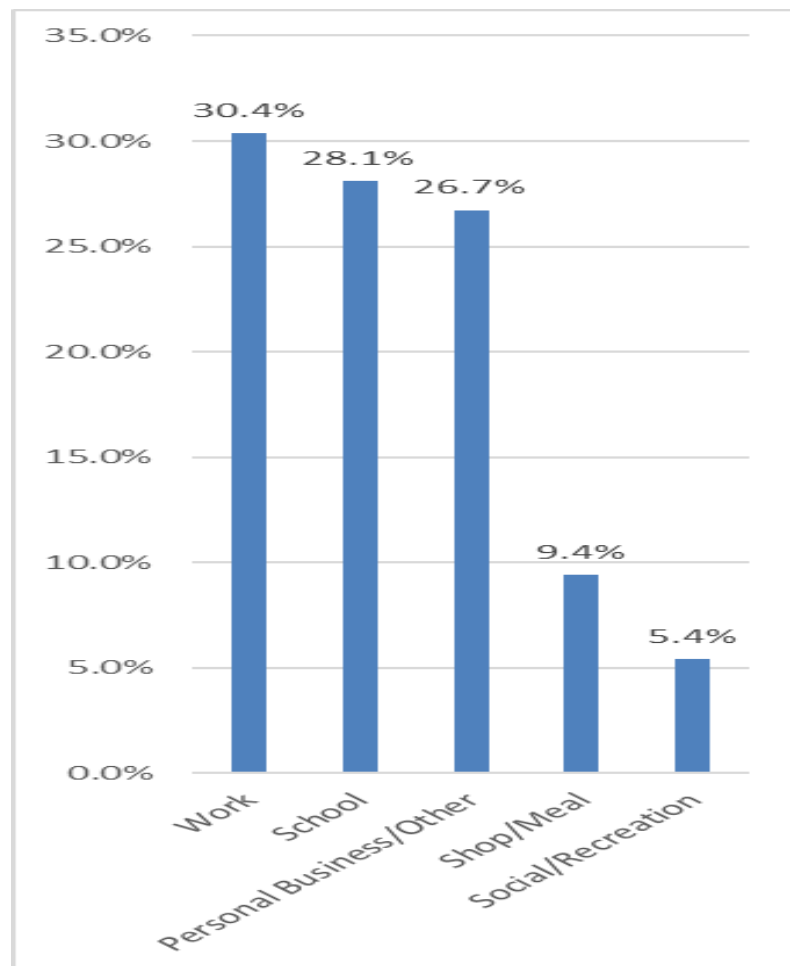
Summary of Motorcycle Travel by Race & Ethnicity (Part 1)

- The largest share of motorcycle riders are Whites (95.5%).
- The second largest share of motorcycle riders are African Americans, Blacks (4.5%)
- No motorcycle riders were found in the following groups:
 - Hispanic (0.0%), Asian (0.0%), Multiracial (0.0%)
 - American Indian/Alaskan Native (0.0%) and
 - Native Hawaiian or Pacific Islander (0.0%)

Summary of Motorcycle Travel by Race & Ethnicity (Part 2)

- The share of motorcycle riders, in rank order, by race & ethnicity, is:
 - White (95.5%)
 - African American, Black (4.5%)
 - Hispanic (0.0%)
 - Asian (0.0%)
 - Multiracial (0.0%)
 - American Indian, Alaskan Native (0.0%)
 - Native Hawaiian or Pacific Islander (0.0%)

Motorcycle Travel: Daily Trips by Trip Purpose (%)



Summary of Motorcycle Travel: Daily Trips by Trip Purpose (%) (Part 1)

- The largest share of motorcycle trips are for Work (30.4%)
- The second largest share of motorcycle trips are for School (28.1%)
- The third largest share of motorcycle trips are for Personal Business/Other (26.7%)
- The fourth largest share of motorcycle trips are for Shopping and Meals (9.4%), and
- The fifth largest share of motorcycle trips are for Social/Recreation (5.4%).

Summary of Motorcycle Travel: Daily Trips by Trip Purpose (%) (Part 2)

- The share of Daily Trips, in rank order, by trip purpose, is:
 - Work (30.4%)
 - School (28.1%)
 - Personal Business/Other (26.7%)
 - Shop/M meal (9.4%)
 - Social/Recreation (5.4%)

For More Information

Robert Berger | Senior Transportation Planner

410-732-0500 x1037 | rberger@baltometro.org | www.baltometro.org



@BALTOMETROCOUNCIL



@BALTIMORE METROPOLITAN COUNCIL



@BALTIMORE METROPOLITAN COUNCIL

