



Baltimore Regional Transportation Board

2018-2019 Maryland Travel Survey (MTS) Results – Travel by Taxi and Private Car in the Baltimore Region

Technical Committee

June 6, 2023

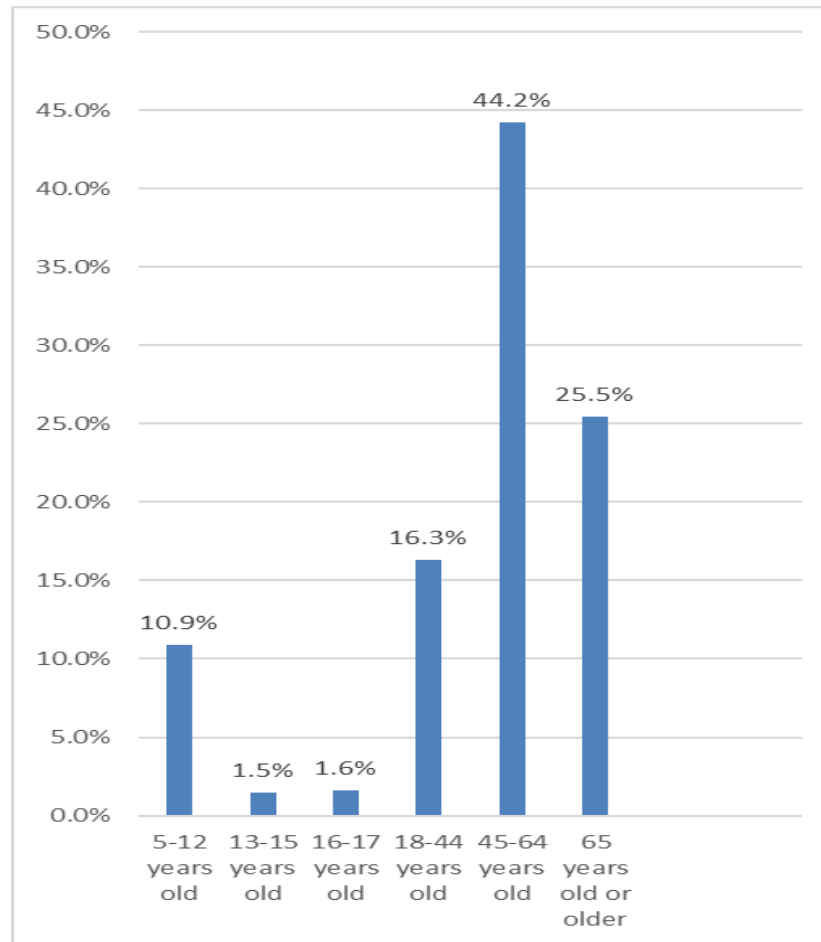


Presentation Outline



- **Baltimore Region Analysis**
 - Demographic Analysis
 - Taxi & Private Car Travel by Age Group
 - Taxi & Private Car Travel by HH Income
 - Taxi & Private Car Travel by Race & Ethnicity
 - Taxi & Private Car Travel:
Daily Trips by Trip Purpose (%)

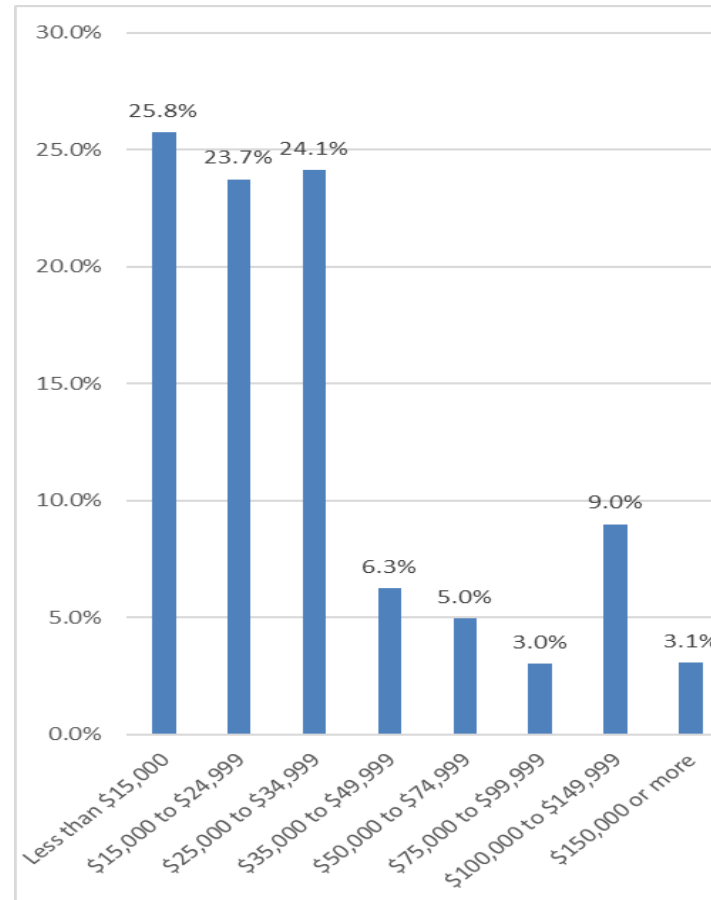
Taxi & Private Car Travel by Age Group



Summary of Taxi & Private Car Travel by Age Group

- The largest shares of Taxi & Private Car riders are those 45-64 years old (44.2%) and 65 years old or older (25.5%).
- The next largest shares of Taxi & Private Car riders are those 18-44 years old (16.3%) and 5-12 years old (10.9%)
- Smaller shares of Taxi & Private Car riders include teenagers 16-17 years old (1.6%) and teenagers 13-15 years old (1.5%).
- The share of taxi & private car riders, in rank order, by age group, is:
 - 45-64 years old (44.2%)
 - 65 years or older (25.5%)
 - 18-44 years old (16.3%)
 - 5-12 years old (10.9%)
 - 16-17 years old (1.6%)
 - 13-15 years old (1.5%)

Taxi & Private Car Travel by HH Income



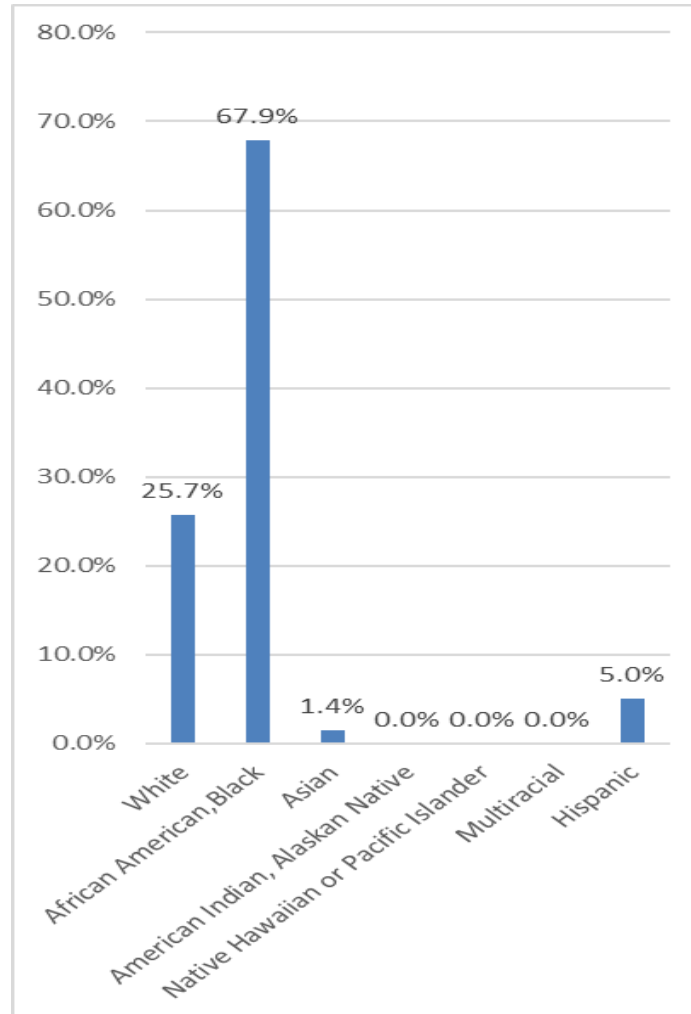
Summary of Taxi & Private Car Travel by HH Income (Part 1)

- The largest share of Taxi & Private Car riders are those with the lowest household incomes, less than \$15,000 (25.8%)
- The next largest shares are those with household incomes \$25,000 to \$34,999 (24.1%) and \$15,000 to \$24,999 (23.7%)
- Smaller shares are represented by those with household incomes \$100,000 to \$149,999 (9.0%) and \$35,000 to \$49,999 (6.3%)

Summary of Taxi & Private Car Travel by HH Income (Part 2)

- The remaining smaller shares of Taxi & Private Car riders have household incomes \$50,000 to \$74,999 (5.0%), \$150,000 or more (3.1%), and \$75,000 to \$99,999 (3.0%)
- The share of Taxi & Private Car Riders, in rank order, by hh income, is:
 - Less than \$15,000 (25.8%)
 - \$25,000 to \$34,999 (24.1%)
 - \$15,000 to \$24,999 (23.7%)
 - \$100,000 to \$149,999 (9.0%)
 - \$35,000 to \$49,999 (6.3%)
 - \$50,000 to \$74,999 (5.0%)
 - \$150,000 or more (3.1%)
 - \$75,000 to \$99,999 (3.0%)

Taxi & Private Car Travel by Race & Ethnicity



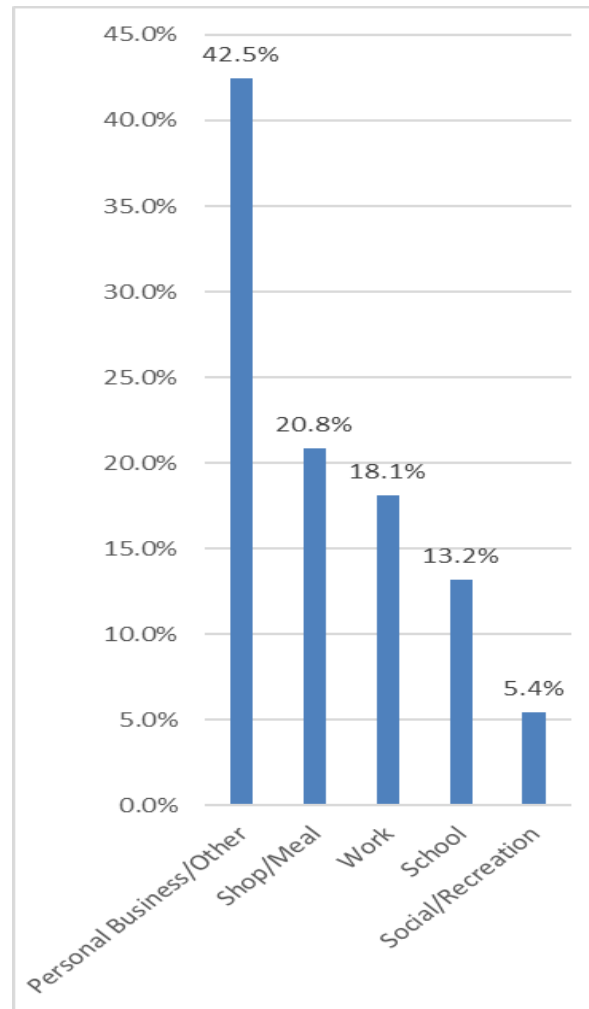
Summary of Taxi & Private Car Travel by Race & Ethnicity (Part 1)

- The largest share of Taxi & Private Car riders are African Americans, Blacks (67.9%)
- The next largest shares of Taxi & Private Car riders are Whites (25.7%) and Hispanics (5.0%)
- A smaller share of Taxi & Private Car riders are Asian (1.4%)
- No Taxi & Private Car riders were found in the following groups: Multiracial (0.0%), American Indian/Alaskan Native (0.0%) and Native Hawaiian or Pacific Islander (0.0%)

Summary of Taxi & Private Car Travel by Race & Ethnicity (Part 2)

- The share of Taxi & Private Car riders, in rank order, by race & ethnicity, is:
 - African American, Black (67.9%)
 - White (25.7%)
 - Hispanic (5.0%)
 - Asian (1.4%)
 - Multiracial (0.0%)
 - American Indian, Alaskan Native (0.0%)
 - Native Hawaiian or Pacific Islander (0.0%)

Taxi & Private Car Travel: Daily Trips by Trip Purpose (%)



Summary of Taxi & Private Car Travel: Daily Trips by Trip Purpose (%) (Part 1)

- The largest share of Taxi & Private Car trips are for Personal Business and Other Tasks (42.5%)
- The second largest share of Taxi & Private Car trips are for Shopping and Meals (20.8%)
- The third largest share of Taxi & Private Car trips are for Work (18.1%)
- The fourth largest share of Taxi & Private Car trips are for School (13.2%)
- The fifth largest share of Taxi & Private Car trips are for Social/Recreation (5.4%)

Summary of Taxi & Private Car Travel: Daily Trips by Trip Purpose (%) (Part 2)

- The share of Daily Trips, in rank order, by trip purpose, is:
 - Personal Business/Other (42.5%)
 - Shop/M meal (20.8%)
 - Work (18.1%)
 - School (13.2%)
 - Social/Recreation (5.4%)

For More Information

Robert Berger | Senior Transportation Planner

410-732-0500 x1037 | rberger@baltometro.org | www.baltometro.org



@BALTOMETROCOUNCIL



@BALTIMORE METROPOLITAN COUNCIL



@BALTIMORE METROPOLITAN COUNCIL

