



July 9, 2019



2020-2023 TIP



- 137 Projects
- 21 new projects
- \$3.66 billion
 - Federal: \$2.28 billion
 - Matching: \$1.38 billion



**BALTIMORE REGION
TRANSPORTATION
IMPROVEMENT
PROGRAM
2020-2023**



DEVELOPED BY THE BALTIMORE METROPOLITAN PLANNING ORGANIZATION

CITY OF ANNAPOLIS • ANNE ARUNDEL COUNTY • BALTIMORE CITY • BALTIMORE COUNTY

CARROLL COUNTY • HARFORD COUNTY • HOWARD COUNTY • QUEEN ANNE'S COUNTY • HARFORD TRANSIT

MD DEPARTMENT OF TRANSPORTATION • MD DEPARTMENT OF THE ENVIRONMENT • MD DEPARTMENT OF PLANNING • MD TRANSIT ADMINISTRATION

2020-2023 TIP: Changes from Draft



- Ridesharing: Increase FY 2020 CMAQ from \$1.346 million to \$1.55 million. An increase of \$204k.
- SCMAGLEV: Adjust federal matching split from \$7.273 million/\$10.133 million to \$13.9 million/\$3.48 million
- DC-to-Baltimore Loop Project: Removed from TIP. Will now be reflected in statewide plans only.

2020-2023 TIP: New Projects



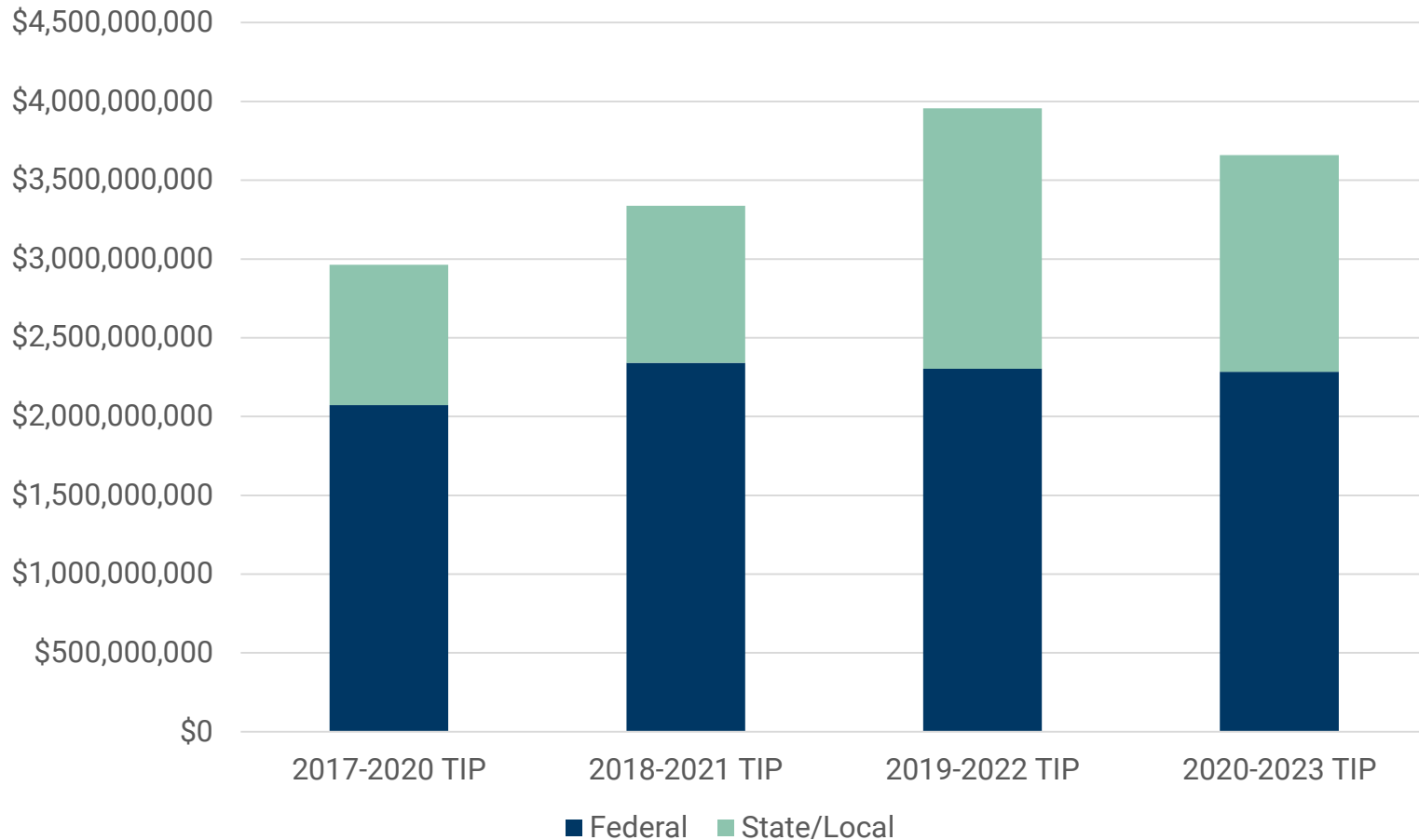
Agency	Project	Year of Operation
Baltimore City	25 th Street Rehabilitation from Greenmount Avenue to Kirk Avenue	2025
	41 st Street over I-83, MTA, and Jones Falls	2030
	Citywide Asset Management	Ongoing
	Baltimore Street from Howard Street to President Street	2026
	Brehms Lane over Herring Run	2027
	Fremont Avenue Rehabilitation from Lafayette Avenue to Presstman Street	2025
	Hanover Street over CSX	2027
	Howard Street over I-83, CSX, Amtrak, and Jones Falls	2030
	Madison Street Rehabilitation from North Milton Avenue to Edison Highway	2026
	Park Heights Avenue from West Rogers Avenue to Strathmore Avenue	2025
	Patapsco Avenue from Magnolia Avenue to Patapsco River Bridge	2026
	Pennington Avenue Rehabilitation from Birch Street to East Ordnance Road	2024
	Waterview Avenue over Ramp to 295	2027
	Citywide Transportation Plan	2021
	Citywide Transportation Studies	Ongoing

2020-2023 TIP: New Projects

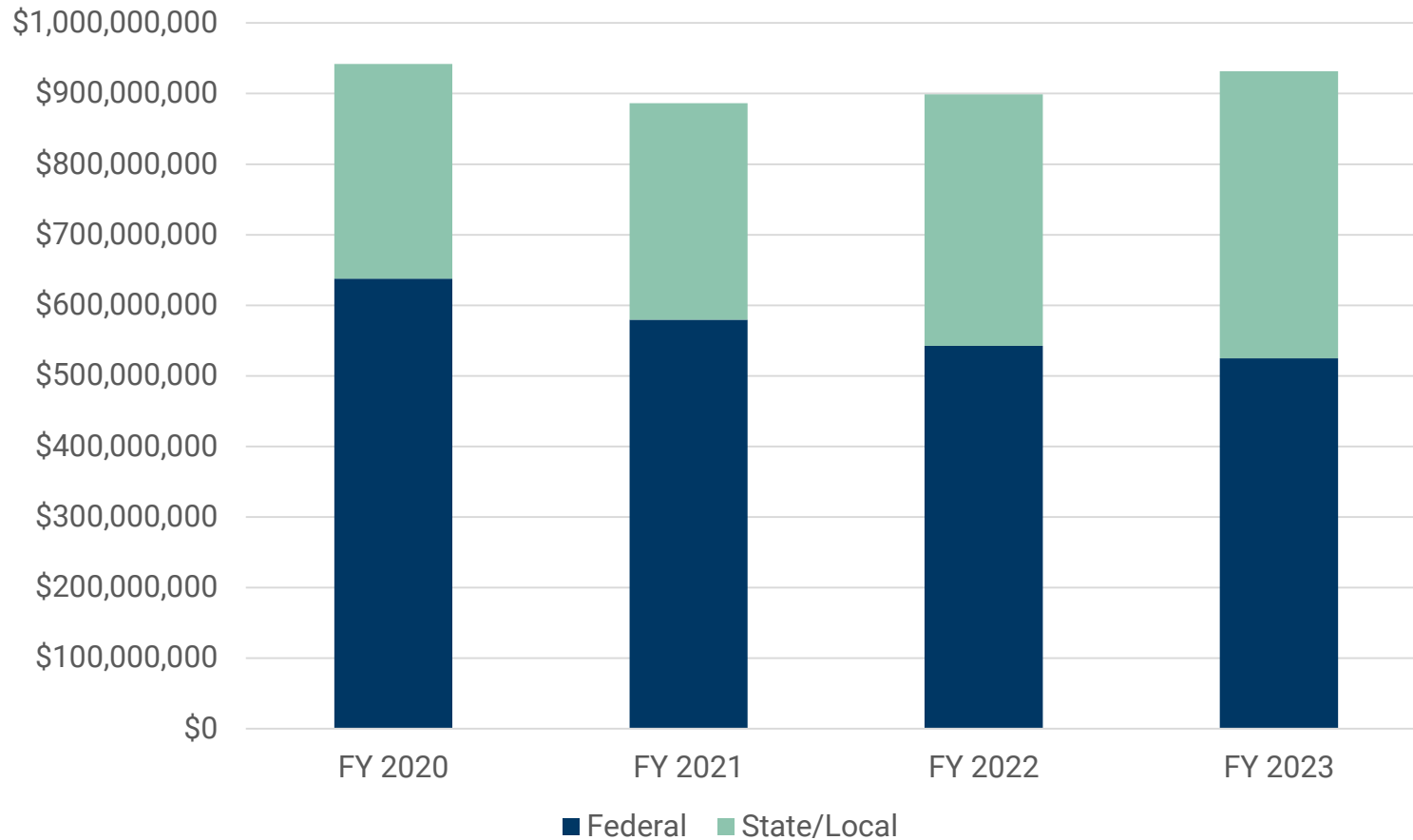


Agency	Project	Year of Operation
Baltimore County	Phoenix Road Bridge No. BC6507 over Gunpowder Falls & NCR Trail	2022
Harford County	Grier Nursery Road Bridge #43	2023
	Hookers Mill Road Bridge #13	2022
Howard County	Bus Rapid Transit	NA
MDOT MPA	Seagirt Marine Terminal Modernization: Berth Improvements	2021
MDOT SHA	MD 151/MD 151B: Bridge Replacements	2023

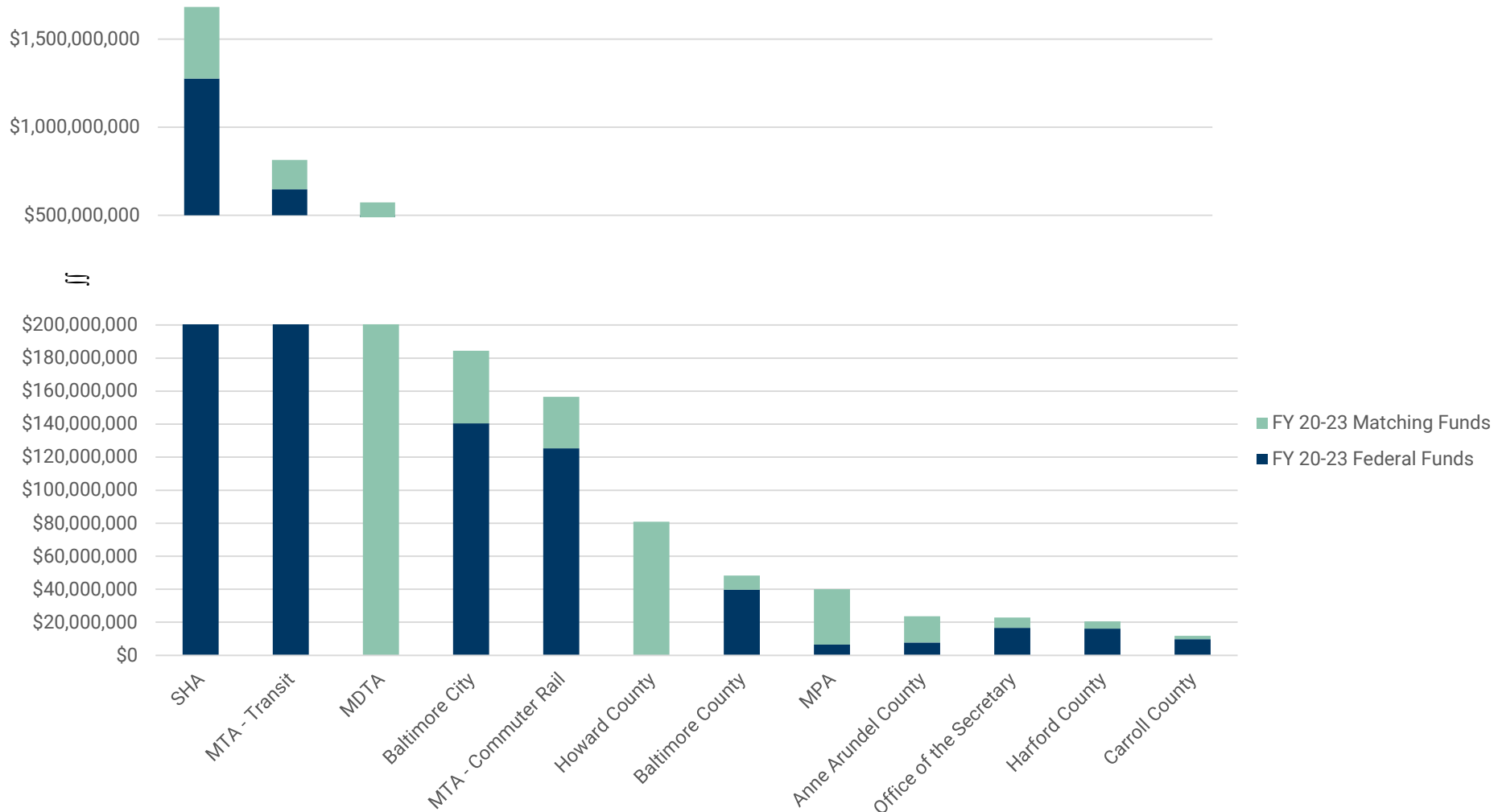
2020-2023 TIP: Comparison of Total Funds Programmed in previous TIPs



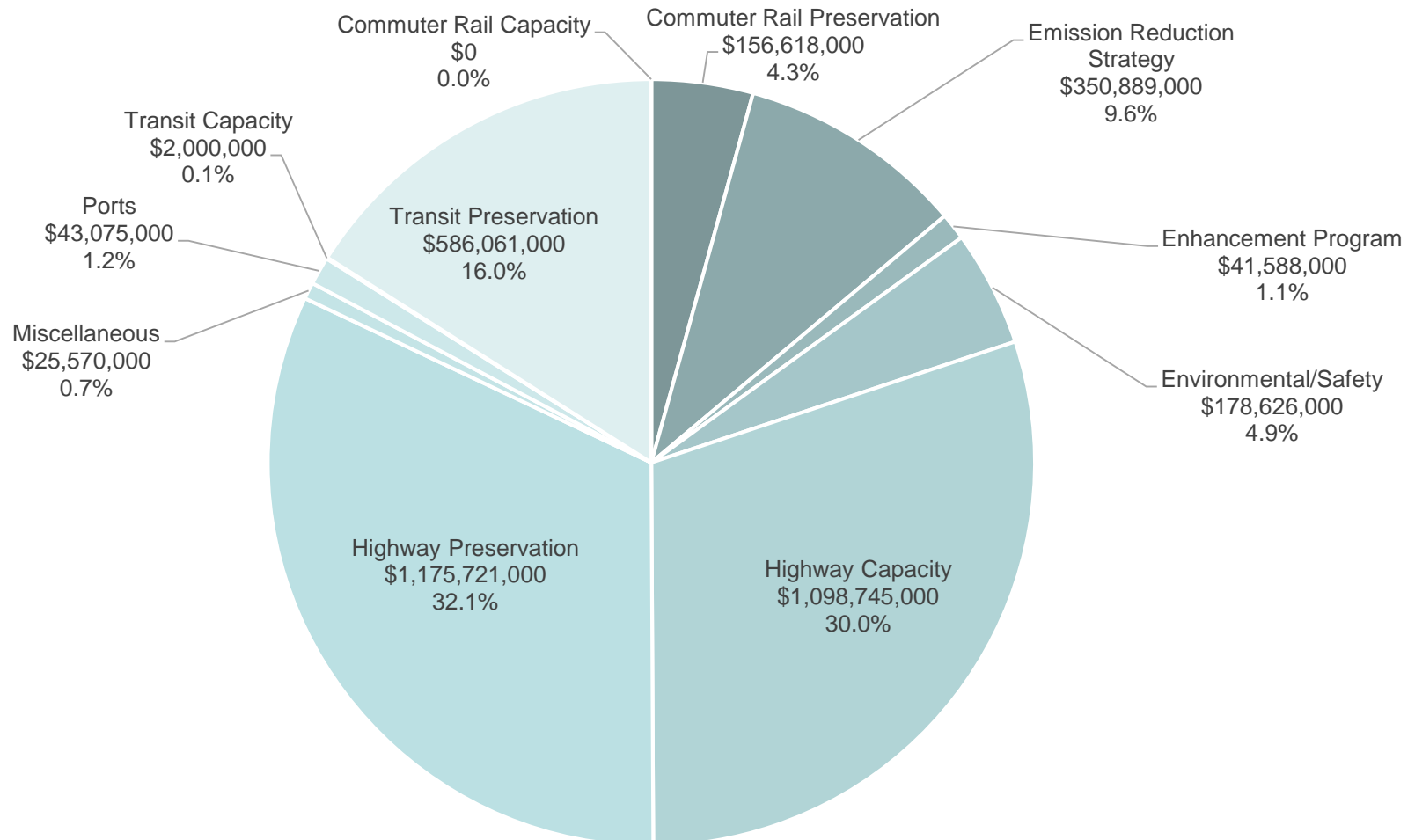
2020-2023 TIP: Funds by Fiscal Year



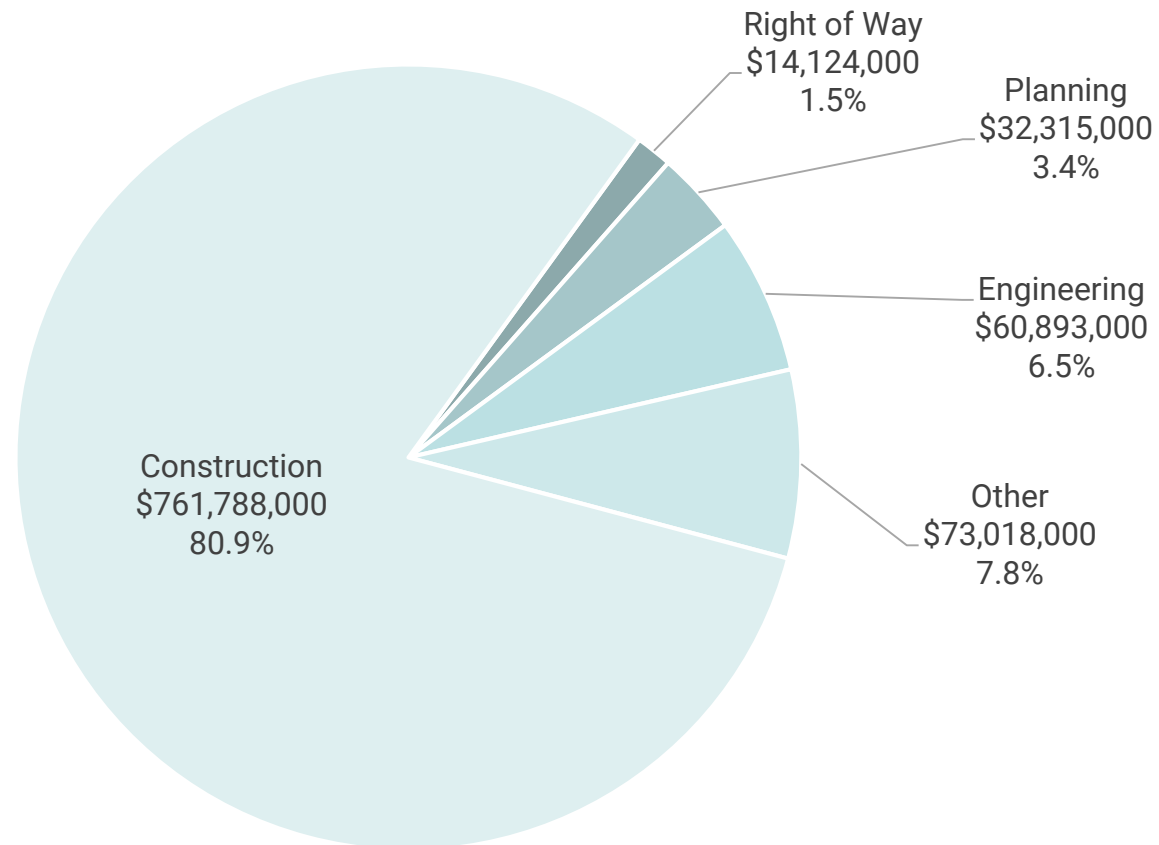
2020-2023 TIP: Federal and Matching Funds by Sponsoring Agency



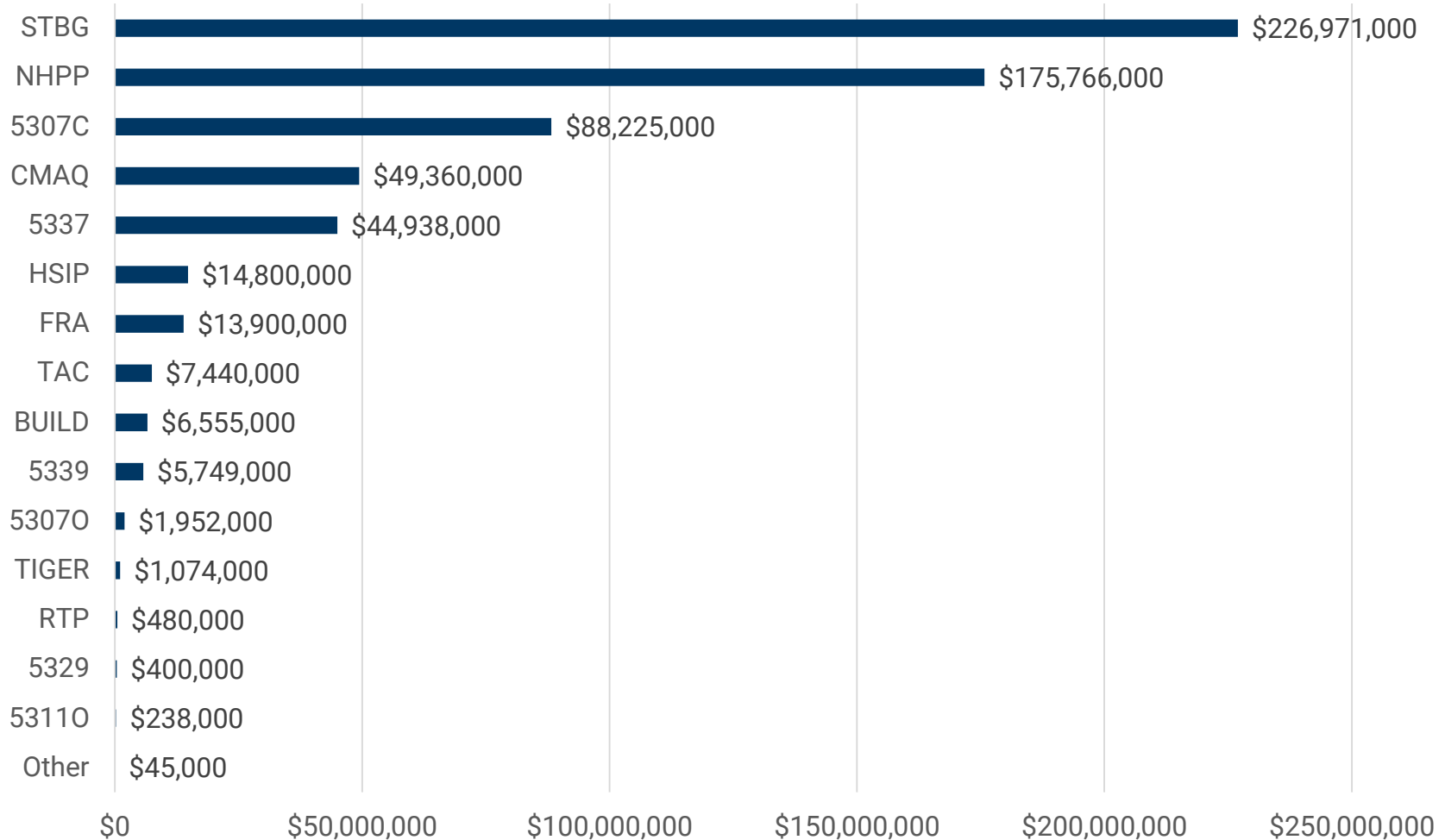
2020-2023 TIP: Share of Total Funding by Project Category



2020-2023 TIP: Share of FY 2020 Funding by Project Phase



2020-2023 TIP: FY 2020 Federal Fund Requests by Fund Source



2020-2023 TIP: Public Involvement and MDOT MTA Program of Projects



FTA Fund Source	FY 2020 Federal	FY 2020 Matching	FY 2020 Total	FY 2020-2023 Federal	FY 2020-2023 Matching	FY 2020-2023 Total
5307C: Capital requests in urbanized areas including bus purchases, replacements, and preventive maintenance	\$88,225,000	\$22,058,000	\$110,283,000	\$325,348,000	\$81,339,000	\$406,687,000
5307O: Operating assistance in urbanized areas	\$1,952,000	\$1,952,000	\$3,904,000	\$7,808,000	\$7,808,000	\$15,616,000
5310: Mobility of seniors and individuals with disabilities	\$0	\$0	\$0	\$6,740,000	\$2,620,000	\$9,360,000
5311O: Operating assistance in nonurbanized areas	\$238,000	\$238,000	\$476,000	\$952,000	\$952,000	\$1,904,000
5337: State of Good Repair funds including preventive maintenance and MARC improvements	\$44,938,000	\$11,234,000	\$56,172,000	\$228,378,000	\$57,095,000	\$285,473,000
5339: Bus and Bus Facilities funds	\$5,749,000	\$1,437,000	\$7,186,000	\$23,659,000	\$5,914,000	\$29,573,000
CMAQ: Congestion Mitigation and Air Quality	\$44,800,000	\$10,813,000	\$55,613,000	\$179,308,000	\$43,336,000	\$222,644,000
Totals	\$185,902,000	\$47,732,000	\$233,634,000	\$772,193,000	\$199,064,000	\$971,257,000

2020-2023 TIP: Public Involvement



- Public comment period May 9 – June 18
- 8 Public Meetings: One in each jurisdiction and one online
- Ads in local papers and online, Spotify, e-newsletters, social media
- Interactive Project Map (<https://arcg.is/1z0zDy>)

TRANSPORTATION MATTERS; SO DOES YOUR OPINION.

You have the chance to help shape the future by sharing your thoughts on \$15 billion in key transportation projects planned for the region over the next 25 years.

Over 200 projects are part of two transportation plans open for public comment through June 18.

Let us know what you think about our plans to invest in the future of transportation.

Learn more at maximize2045.com.

PUBLIC MEETING DATES

MONDAY, MAY 20, 2019

Harford County Government Center, Room 157
220 S. Main Street, Bel Air, MD 21014
6:00 - 8:30 PM

TUESDAY, MAY 21, 2019

Enoch Pratt Free Library, Pennsylvania Avenue Branch
1531 W. North Avenue, Baltimore, MD 21217
5:00 - 7:30 PM

THURSDAY, MAY 30, 2019

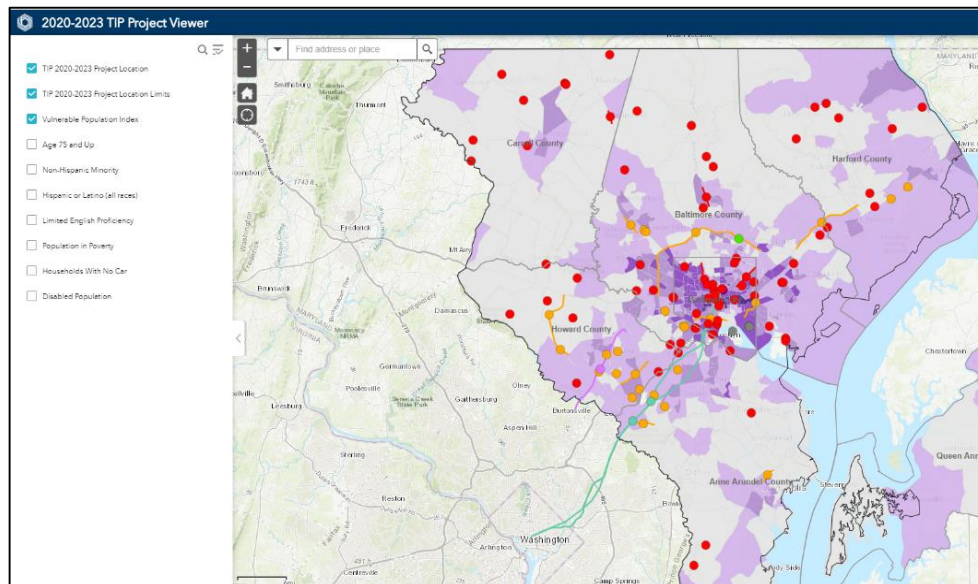
Kent Island Senior Center
891 Love Point Road, Stevensville, MD 21666
5:00 - 7:30 PM

TUESDAY, JUNE 4, 2019

Arundel Mills Mall, Harmons Community Room
7000 Arundel Mills Circle, Hanover, MD 21076
6:00 - 8:30 PM

WEDNESDAY, JUNE 5, 2019

CCBC Essex, Administrative Building
7201 Rossville Boulevard, Baltimore, MD 21237
6:00 - 8:30 PM



For More Information

Zach Kaufman | Transportation Planner

410-732-0500 x1048 | zkaufman@baltometro.org | www.baltometro.org



@BALTOMETROCOUNCIL



@BALTIMORE METROPOLITAN COUNCIL



@BALTIMORE METROPOLITAN COUNCIL



Implementing Agency	FY 2020 Federal Funds	FY 2020 Matching Funds	FY 2021 Federal Funds	FY 2021 Matching Funds	FY 2022 Federal Funds	FY 2022 Matching Funds	FY 2023 Federal Funds	FY 2023 Matching Funds	FY 2020-2023 Federal Funds Total	FY 2020-2023 Matching Funds Total	Grand Total
Anne Arundel County	\$4,093	\$1,229	\$2,738	\$14,399	\$833	\$280	\$0	\$0	\$7,664	\$15,908	\$23,572
Baltimore City	\$52,744	\$22,171	\$5,847	\$1,879	\$33,212	\$7,886	\$48,635	\$12,115	\$140,438	\$44,051	\$184,489
Baltimore County	\$20,640	\$5,260	\$9,204	\$1,576	\$4,000	\$1,000	\$5,900	\$700	\$39,744	\$8,536	\$48,280
Carroll County	\$4,776	\$1,066	\$0	\$0	\$2,848	\$584	\$2,058	\$514	\$9,682	\$2,164	\$11,846
Harford County	\$4,622	\$1,408	\$5,620	\$1,256	\$2,120	\$540	\$3,810	\$1,065	\$16,172	\$4,269	\$20,441
Howard County	\$0	\$40,590	\$0	\$14,300	\$0	\$900	\$0	\$25,050	\$0	\$80,840	\$80,840
Maryland Port Administration	\$6,555	\$23,093	\$0	\$10,353	\$0	\$0	\$0	\$0	\$6,555	\$33,446	\$40,001
Maryland Transportation Authority	\$0	\$38,455	\$0	\$93,813	\$0	\$201,193	\$0	\$239,887	\$0	\$573,348	\$573,348
MTA - Commuter Rail	\$18,710	\$4,678	\$38,015	\$9,504	\$37,860	\$9,466	\$30,708	\$7,677	\$125,293	\$31,325	\$156,618
MTA - Transit	\$167,192	\$43,054	\$168,178	\$43,740	\$153,029	\$39,597	\$158,501	\$41,348	\$646,900	\$167,739	\$814,639
Office of the Secretary	\$15,374	\$5,680	\$400	\$200	\$400	\$200	\$400	\$200	\$16,574	\$6,280	\$22,854
SHA - Anne Arundel County	\$11,898	\$7,413	\$9,441	\$3,998	\$9,479	\$3,228	\$7,707	\$2,151	\$38,525	\$16,790	\$55,315
SHA - Baltimore County	\$54,838	\$27,090	\$65,560	\$42,192	\$66,678	\$33,628	\$60,062	\$24,256	\$247,138	\$127,166	\$374,304
SHA - Carroll County	\$9	\$10,512	\$7	\$190	\$0	\$92	\$0	\$26	\$16	\$10,820	\$10,836
SHA - Harford County	\$3,544	\$774	\$741	\$186	\$0	\$0	\$0	\$0	\$4,285	\$960	\$5,245
SHA - Howard County	\$26,117	\$10,088	\$28,783	\$7,788	\$25,492	\$6,344	\$532	\$151	\$80,924	\$24,371	\$105,295
SHA - Regional	\$246,781	\$61,684	\$245,181	\$61,284	\$206,416	\$51,604	\$206,416	\$51,604	\$904,794	\$226,176	\$1,130,970
Grand Total	\$637,893	\$304,245	\$579,715	\$306,658	\$542,367	\$356,542	\$524,729	\$406,744	\$2,284,704	\$1,374,189	\$3,658,893