

Maryland Resilience Dashboards

Maryland organizations partnering to deliver data-driven tools and build economic resilience.

Eastern Shore GIS Cooperative

June 24, 2024



Eastern Shore Economic Resiliency Toolkit

A response to the COVID-19 pandemic, this two-year project brings together local economic and workforce development professionals with data visualization specialists to create data-driven tools.

Managed by the Mid-Shore Regional Council and the Tri-County Council for the Lower Eastern Shore of Maryland, and funded by the U.S. Economic Development Administration, the toolkit provides a suite of tools to assist decision-makers in their recovery efforts.



Award Winning Partnership



Maryland Economic Development Association Small
Community Award

National Association of Development Organizations
AliceAnn Wohlbruk Award

International Economic Development Council Regional and
Cross Border Collaboration Award



MORE DATA TO EXPLORE —

EDA DASHBOARDS

Maryland, through partnership with U.S. Economic Development Administration, has created various dashboards to help business decision makers explore data about Maryland's manufacturing industry, workforce, and various Maryland economic data points.

[Explore Dashboards](#)

Maryland Commerce Resilience Project

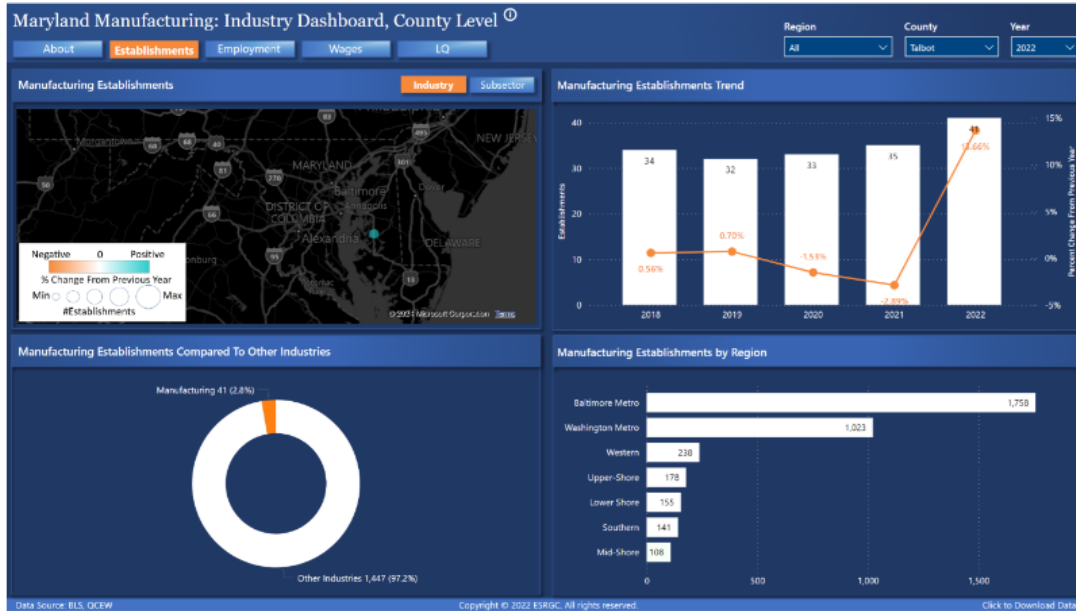
Funded by the U.S. Economic Development Administration (EDA) and administered through the Maryland Department of Commerce with representation from organizations across the State, this project allowed partners to continue to build resilience tools for the State of Maryland.

A suite of tools providing useful data for individuals seeking direction and evidence to guide them in making their business decisions. The data can be filtered in a variety of ways and easily viewed through maps, graphs, and charts to compare across different variables, helping users identify trends. Interact with these four different dashboards and gain insight into data highlighting Maryland's manufacturing sector, workforce, and economic performance.

Partners

- Baltimore Development Corporation
- Business Economic and Community Outreach Network
- Caroline County Economic Development and Tourism
- Dorchester County Economic Development Office
- Eastern Shore Regional GIS Cooperative
- Lower Shore Workforce Alliance
- Maryland Department of Commerce
- Mid-Shore Regional Council
- Rural Maryland Council
- Talbot County Economic Development and Tourism

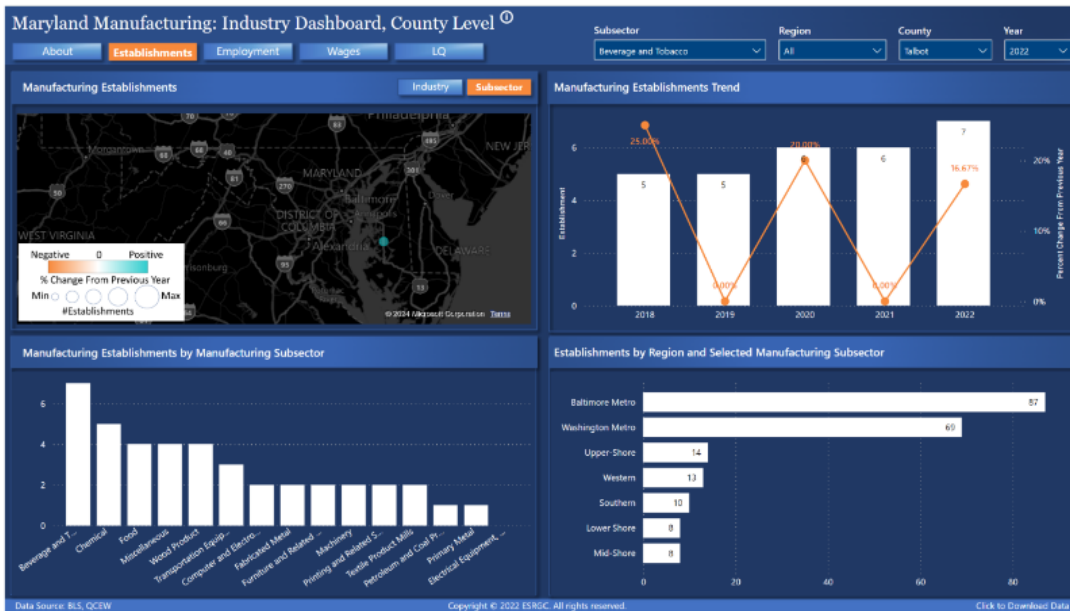
- Tri-County Council for the Lower Shore of Maryland
- Tri-County Council for Southern Maryland
- Tri-County Council for Western Maryland
- Upper Shore Workforce Investment Board
- Upper Shore Regional Council



Maryland Manufacturing Industry Dashboard

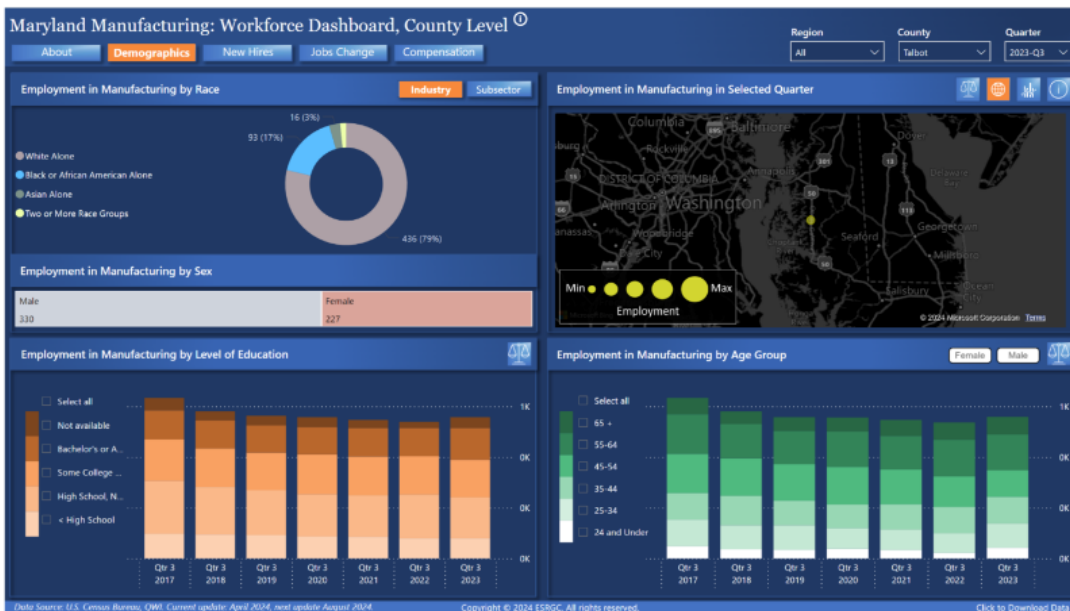
The Maryland Manufacturing Industry Dashboard highlights the manufacturing industry in Maryland, showcasing the strengths and opportunities that exist within the state as a whole and across different Maryland regions.

The data spans from 2018 to 2023, allowing users to sort through various subsectors, analyzing data on establishments, employment, wages, and location quotients within the Maryland manufacturing industry.



Maryland Manufacturing Industry Dashboard

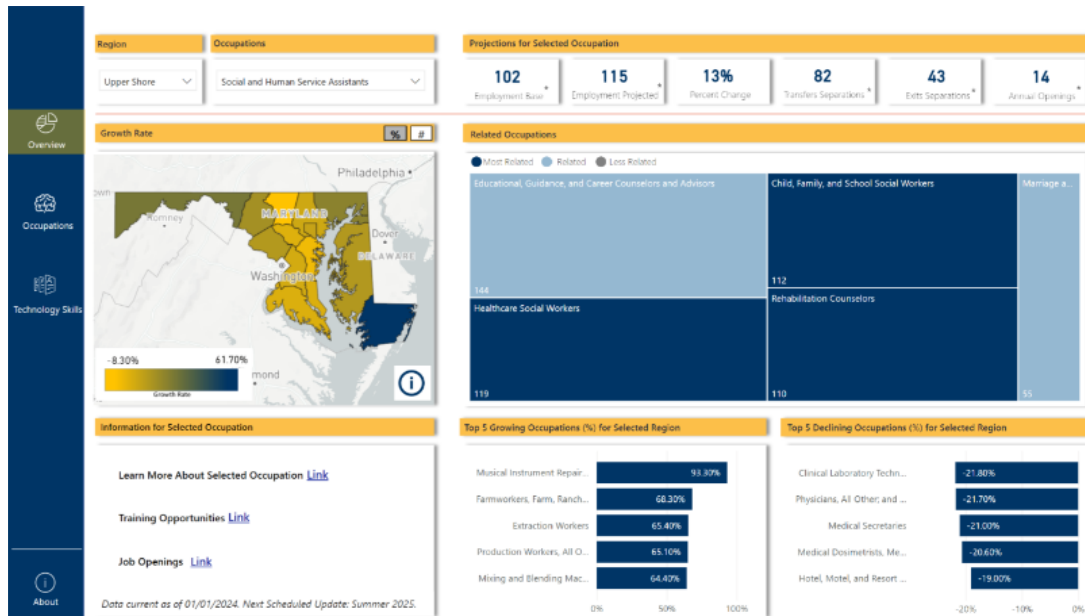
The data can be viewed on the industry level and by the subsector.



Maryland Manufacturing Workforce Dashboard

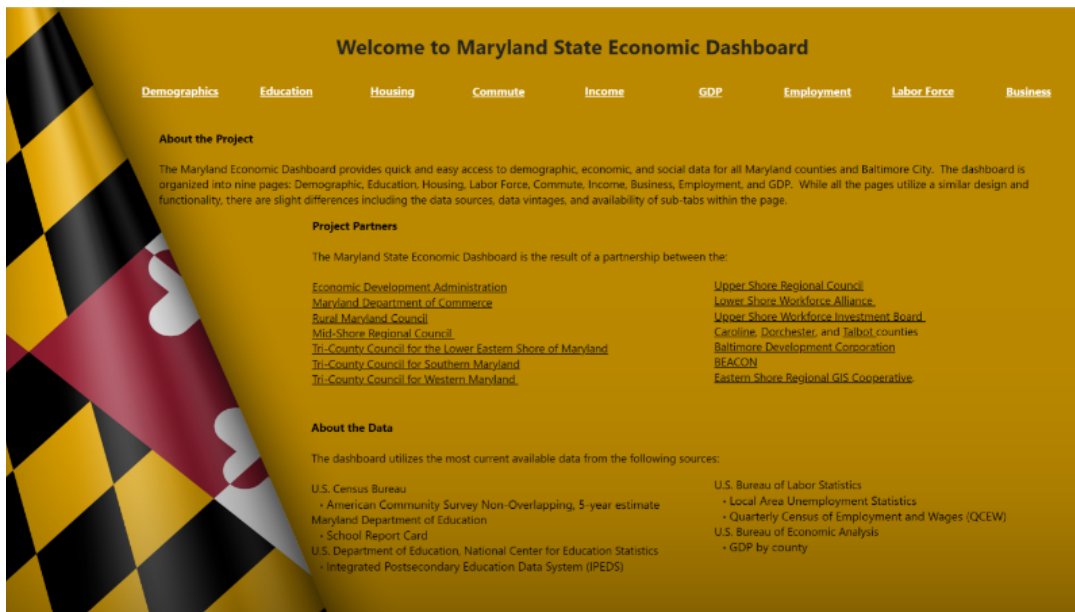
The Maryland Manufacturing Workforce Dashboard explores the Maryland manufacturing workforce characteristics, providing data on the demographics of employees and new hires. The data is broken down by quarters, spanning from

2017 to 2023. The dashboard allows users to compare across years and regions, and also view job changes in the industry as well as compensation metrics.



Maryland Transferable Skills Dashboard

The Maryland Transferable Skills Dashboard provides leaders, decision-makers, and workforce professionals with a tool to analyze occupations in Maryland and the assortment of skills that are preferred in the profession. Explore job growth rates, types of technology used in specific occupations, and other resources to assist in planning for future industry needs and recruiting efforts. Data is available for hundreds of occupations and gives statistics from 2020 and projected figures for 2030.



Maryland Economic Dashboard

The user can explore the dashboard by nine main topics: demographics, education, housing, commute, income, GDP, employment, labor force and business.