



Overview of the 2025-2028 Transportation Improvement Program and Associated Air Quality Conformity


Baltimore Regional Transportation Board

July 23, 2024

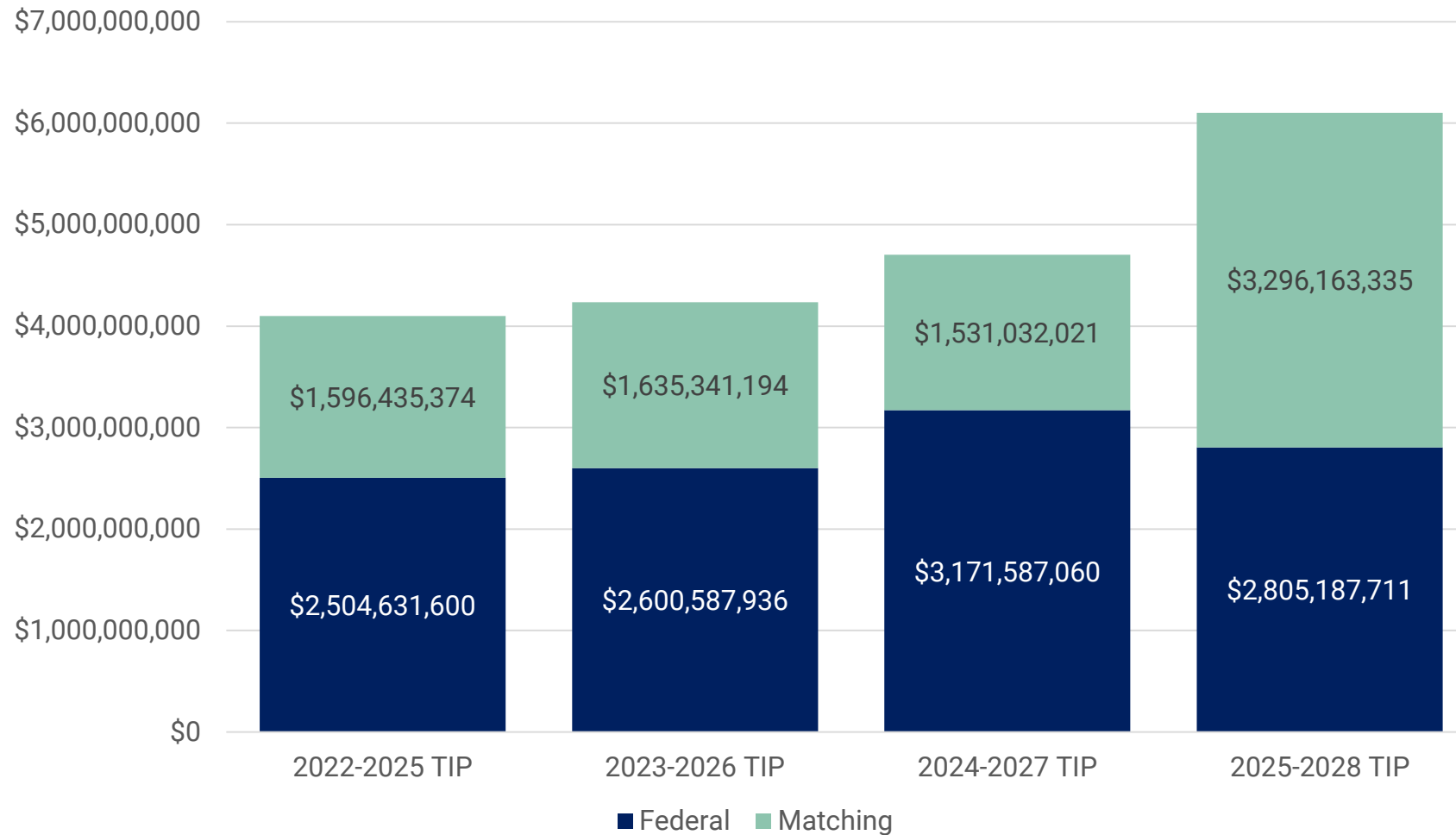


Overview of the 2025-2028 TIP

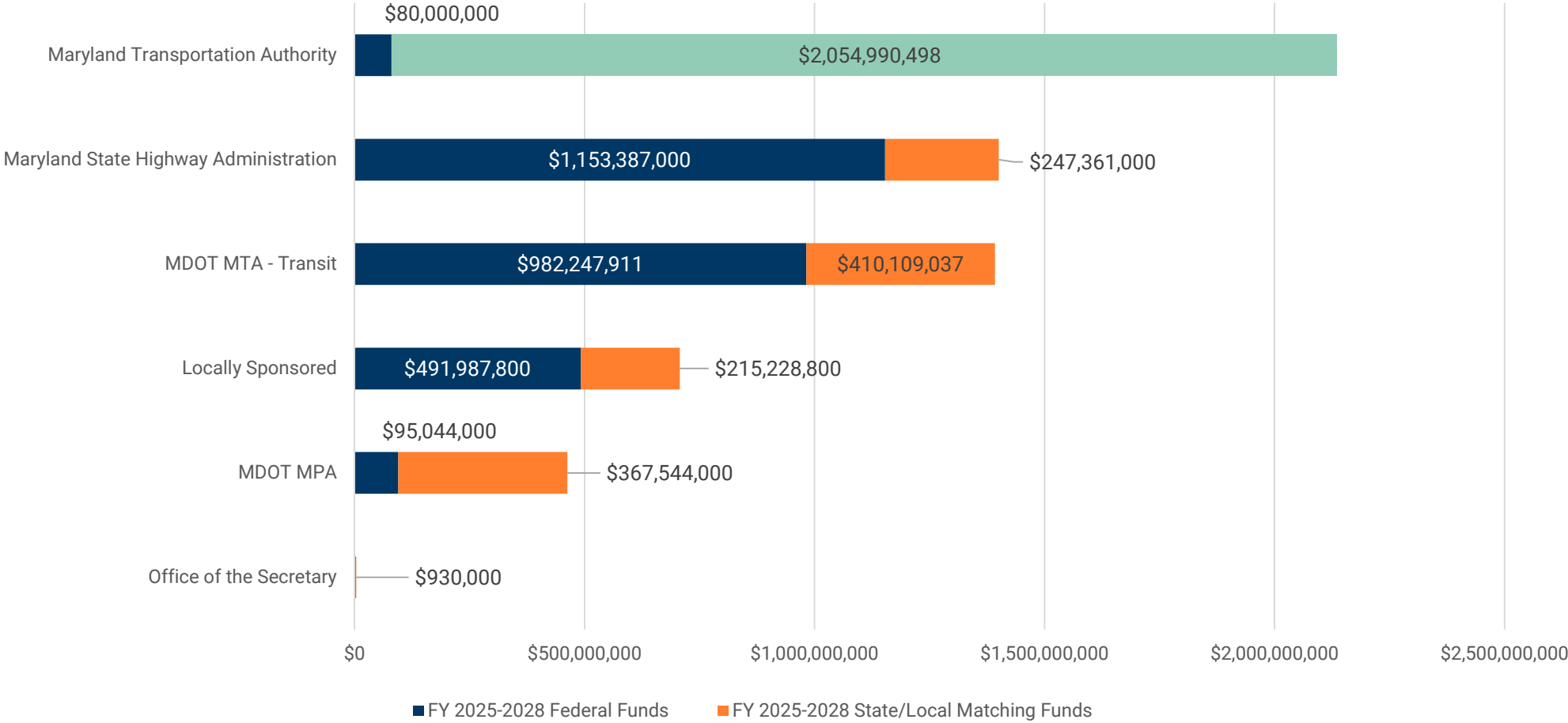
- **166 federally-funded and regionally significant projects**
 - 11 are new projects
- **\$6.10 billion in proposed federal, state, local, and toll funds**
 - \$2.81 billion federal; \$3.29 billion state/local
 - highway, transit, bicycle and pedestrian projects
 - maintaining, operating and expanding the transportation system
- **Projects support long-range transportation goals**
 - for example: safety, prosperity and economic opportunities and environmental responsibilities
- **Funding limited**
 - Programmed funds cannot exceed what is reasonably expected to be available from local, state, and federal sources



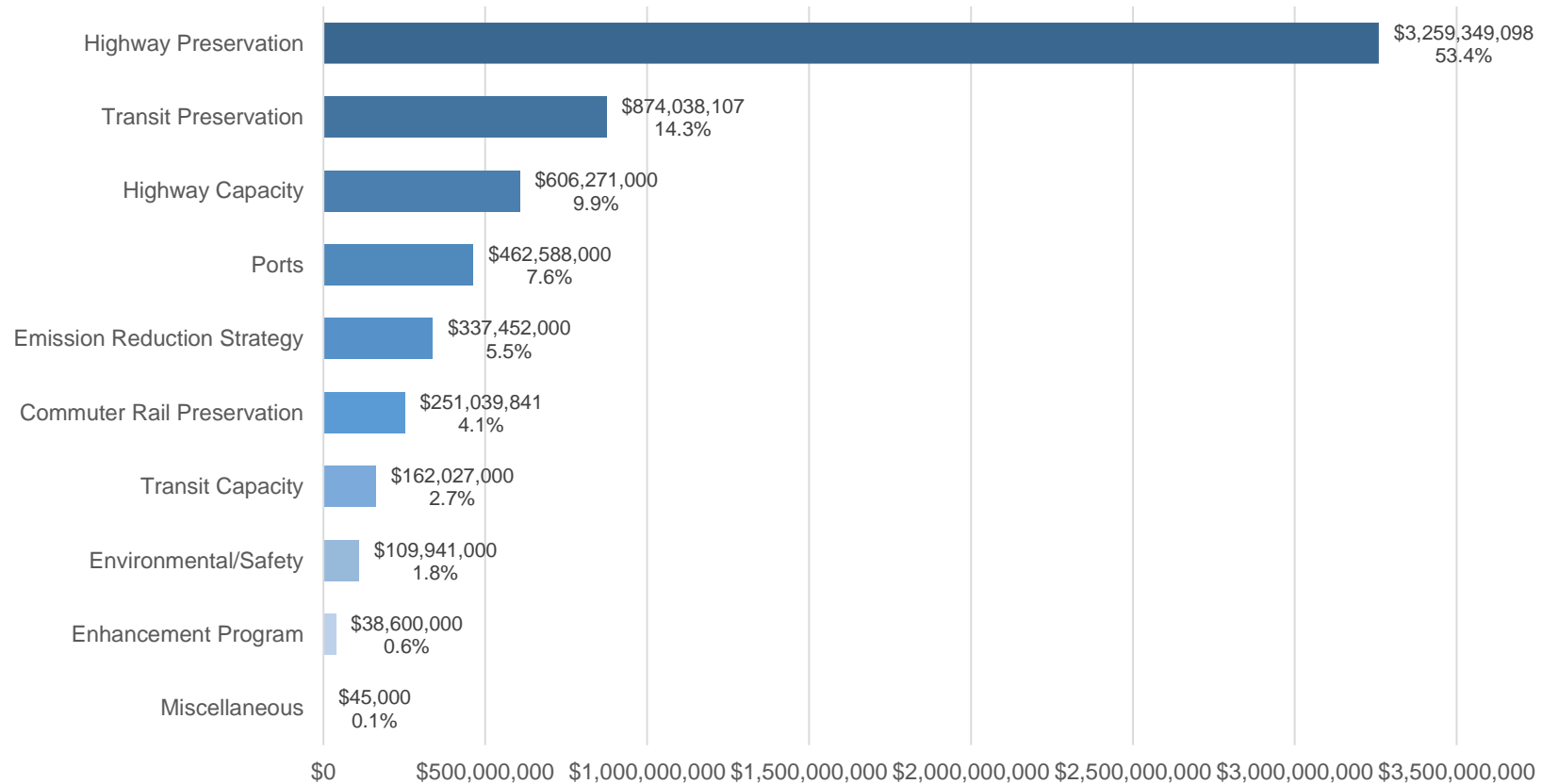
Funding in the 2025-2028 TIP



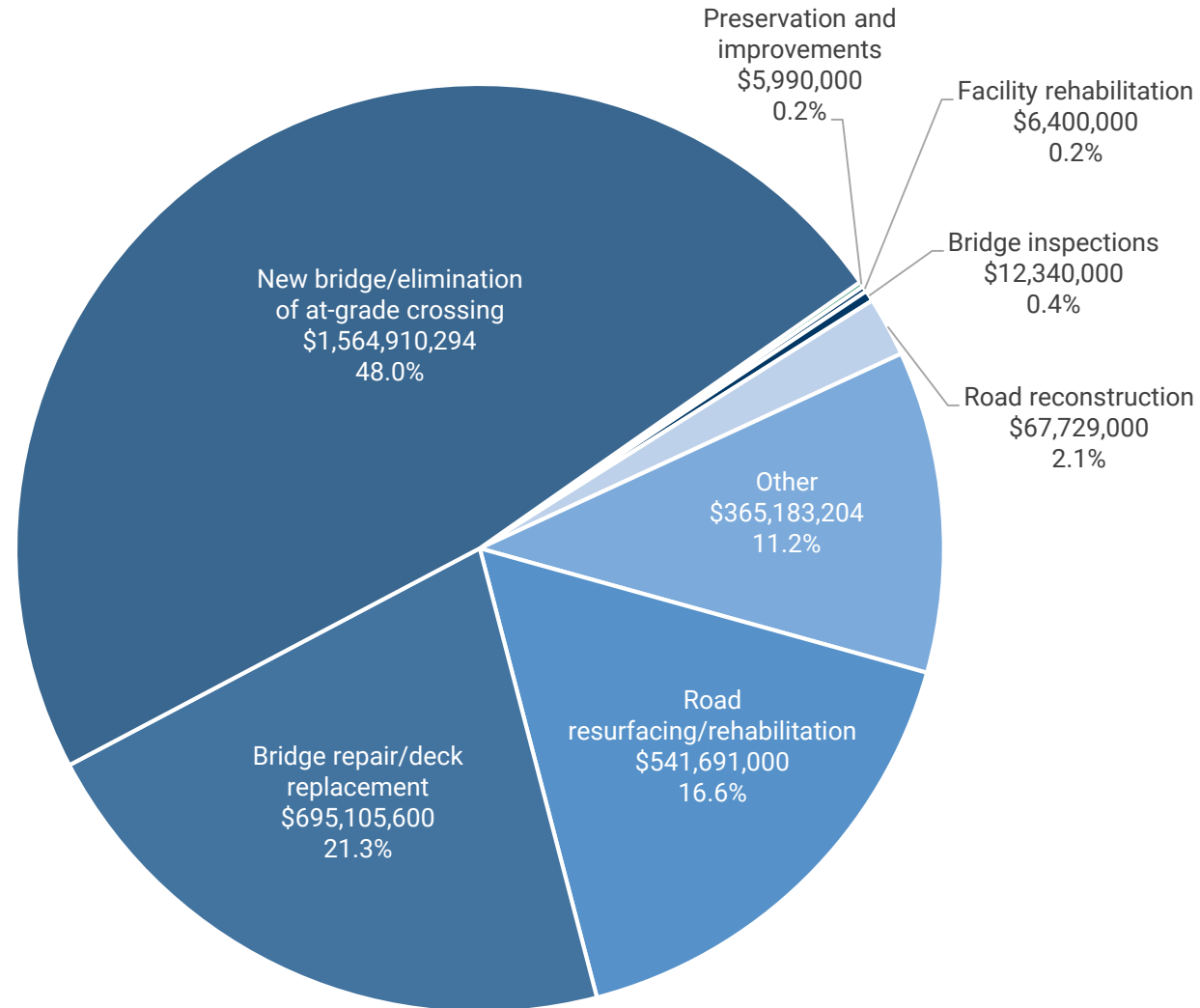
Funding in the 2025-2028 TIP



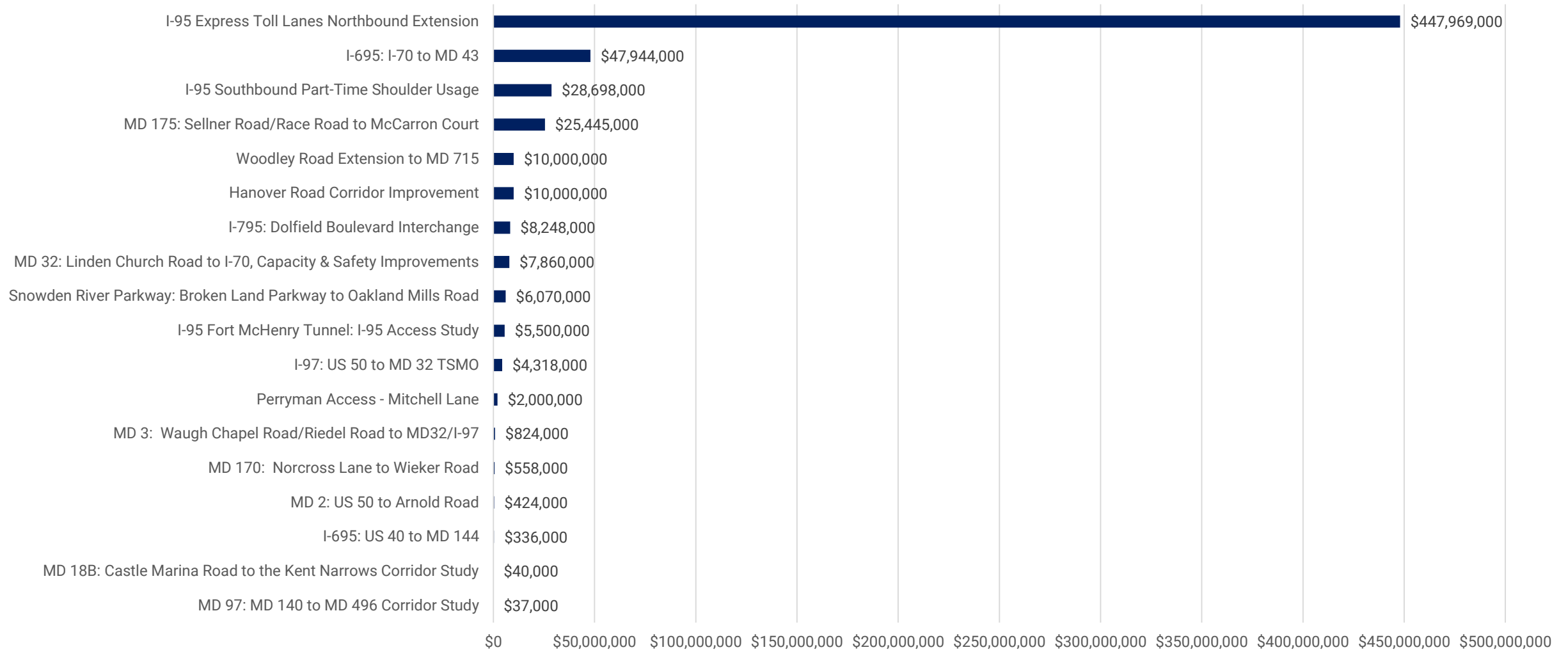
Funding in the 2025-2028 TIP



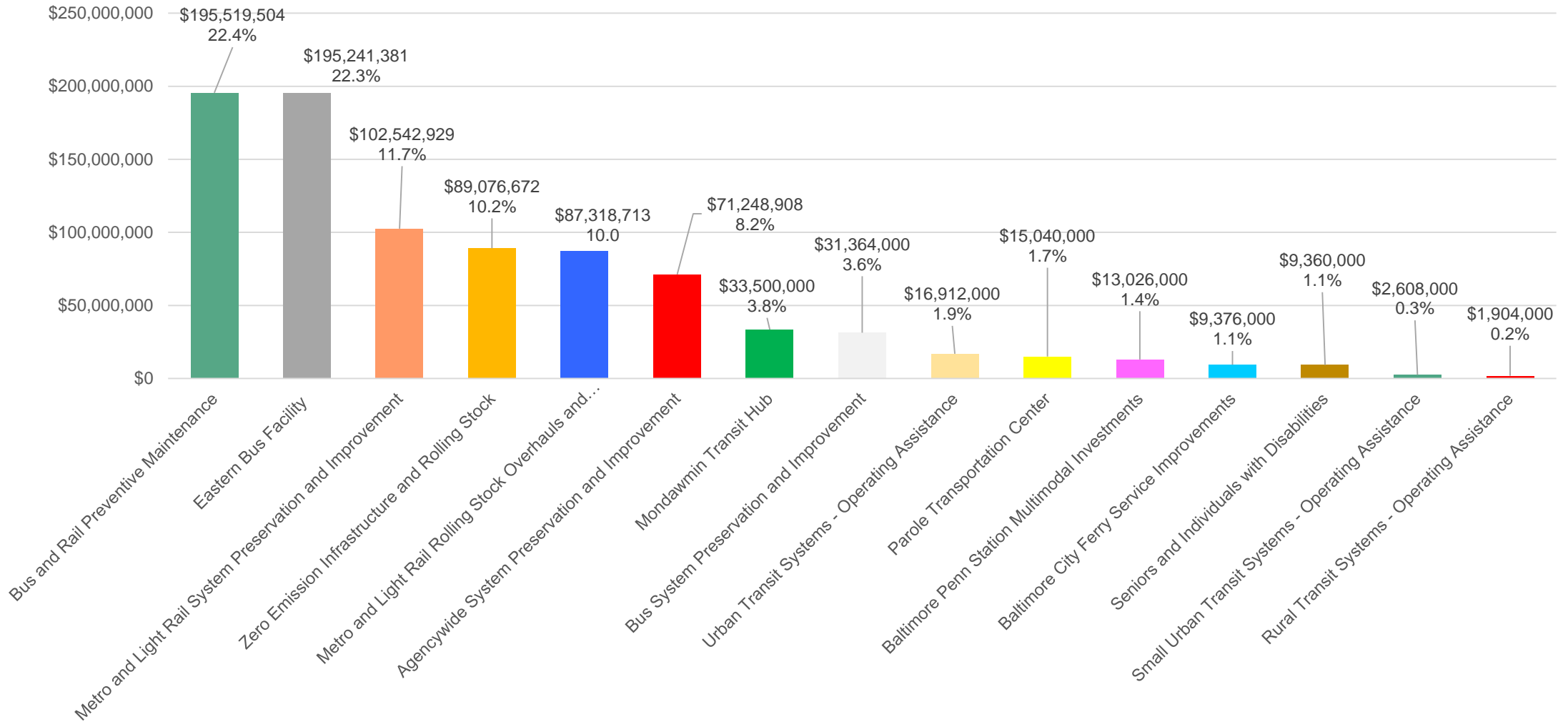
Breakdown of Highway Preservation Funds



Breakdown of Highway Capacity Funds



Breakdown of Transit Preservation Funds



2025-2028 TIP Public Involvement and MDOT MTA Program of Projects

FTA Fund Source	FY2025-FY2028 Federal	FY2025-FY2028 Matching	FY2025-FY2028 Total
5307C: Capital requests in urbanized areas including bus purchases, replacements, and preventive maintenance	\$418,433,172	\$105,489,329	\$523,922,501
5307O: Operating assistance in urbanized areas	\$9,760,000	\$9,760,000	\$19,520,000
5310: Mobility of seniors and individuals with disabilities	\$6,740,000	\$2,620,000	\$9,360,000
5311O: Operating assistance in non-urbanized areas	\$952,000	\$952,000	\$1,904,000
5337: State of Good Repair funds including preventive maintenance and MARC Improvements	\$292,063,574	\$70,134,001	\$362,197,575
5339F: Bus and Bus Facilities Formula funds	\$22,265,513	\$4,130,898	\$26,396,411
CMAQ: Congestion Mitigation and Air Quality	\$193,277,652	\$47,594,809	\$240,872,461
Totals	\$943,491,911	\$240,681,037	\$1,184,172,948



Performance-Based Planning and Programming in the TIP

Intent: Gauge progress relative to regionally established goals and strategies, guide future system preservation activities

Federal Requirements: MPOs must adopt a series of 25 performance measures and targets

Measures and targets cover transit asset management, transit safety, highway safety, traffic congestion, on-road mobile source emissions, pavement and bridge condition, and travel time reliability

Performance measure: Specific metrics the region can use to assess progress towards a goal (e.g. Decrease number of highway fatalities)

Performance target: Specific levels to be reached (e.g. Decrease highway fatalities to 121 by 2030)
BRTB coordinated with the state on target selection

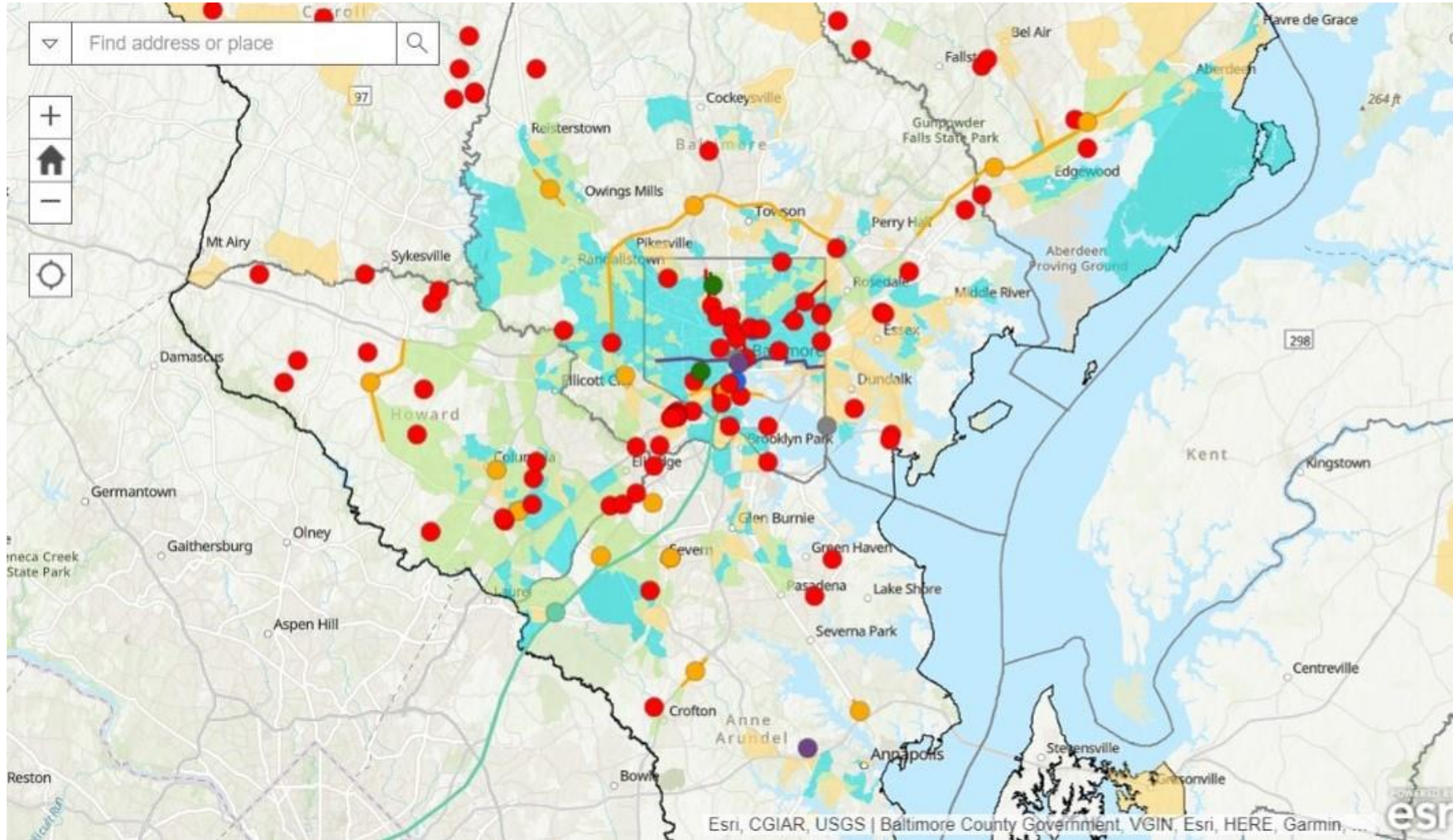
Table II-12. 2025-2028 TIP Projects Related to Transit Asset Management

Project	TAM Target	Federal	Matching	Total TIP Funds
MARC Rolling Stock Overhauls and Replacement	Vehicles	\$38,967	\$19,739	\$58,706
Bus and Paratransit Vehicle Overhaul and Replacement	Vehicles	\$134,029	\$33,506	\$167,535
Metro and Light Rail Rolling Stock Overhauls and Replacement	Vehicles	\$69,686	\$17,419	\$87,105
Bus and Rail Preventive Maintenance	Vehicles and Infrastructure	\$156,412	\$39,100	\$195,512

Project Highlights

- Anne Arundel County: Odenton MARC TOD
- Baltimore City: Russell Street Viaduct Bridge Replacement
- Howard County: PRG : Elkridge to Guinness Open Gate Brewery
- MDOT SHA: I-795 Dolfield Blvd. Interchange
- Maryland Port Administration: Howard Street Tunnel
- MTA: Red Line
- MDTA: Francis Scott Key Bridge Reconstruction
- Carroll and Harford County Bridges (17)

Interactive Mapping Features




Changes made/to be made to the Draft 2025-2028 TIP

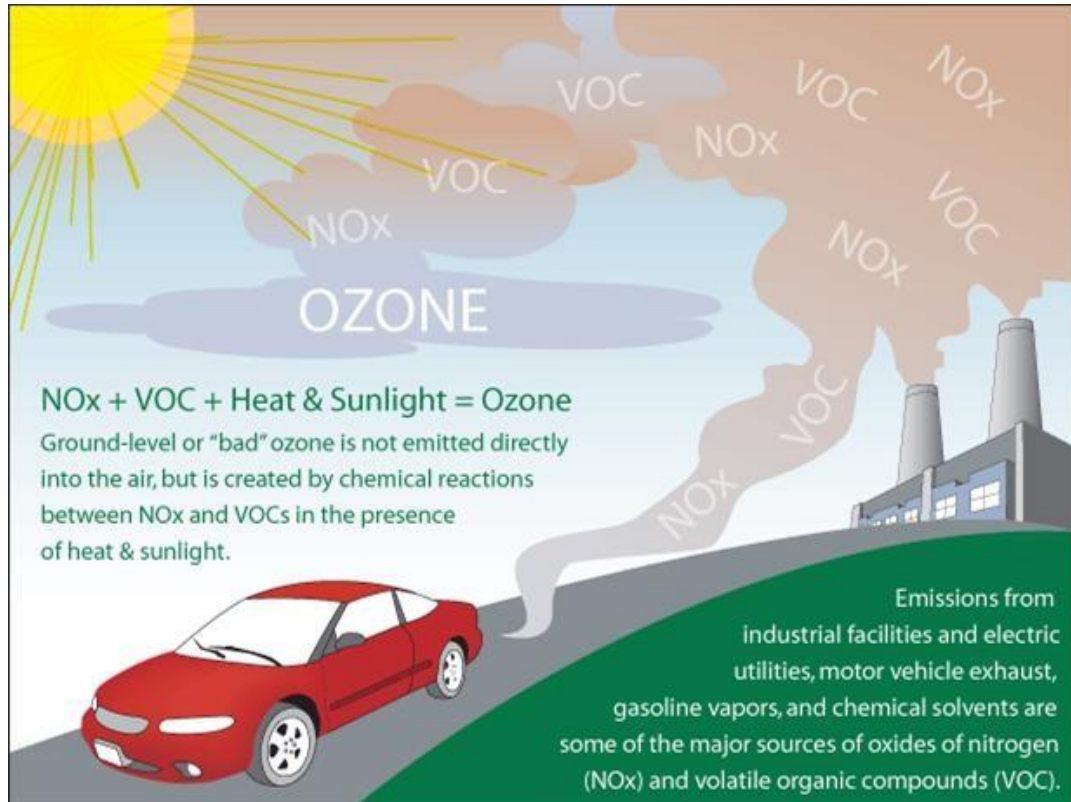
- **Major changes from the draft**
 - Addition of Francis Scott Key Bridge Reconstruction project
 - Addition of Baltimore City Ferry Service Improvements
 - Clarified Highway Safety Performance Measurement goals are established
- **Minor updates to Appendices**
 - Updated numerous chapters as a result of the addition of FSK
 - Appendix B – Updated MDOT Financial Reasonableness
 - Appendix C – Self Certification
 - Appendix F – FY 2024-2027 TIP Amendment Log
 - Appendix G – Public Participation
 - Appendix H – Added Full Resolution
 - Appendix J – Added Earmark Projects

Air Quality Conformity

- Ensures the projects in the 2025-2028 TIP do not worsen air quality in the region, or delay the attainment of national ambient air quality standards (NAAQS).
- Requires that transportation emissions do not exceed motor vehicle emission budgets (MVEBs) in the state air quality implementation plan (SIP).
- Ties together transportation planning and air quality planning.



Air Quality Conformity



- Currently the Baltimore region is in nonattainment for the 2015 ozone NAAQS, which is 70 ppb.
- Regional Emissions Analysis: Models transportation emissions of NOx and VOC's expected from on-road mobile vehicles.
- Models emissions in particular horizon years assuming existing road and transit network, in addition to TIP and Plan projects.
- All modeled horizon years (2023, 2025, 2035, 2045, 2050) show emissions measuring below SIP budgets.

Conformity Process ICG Milestones

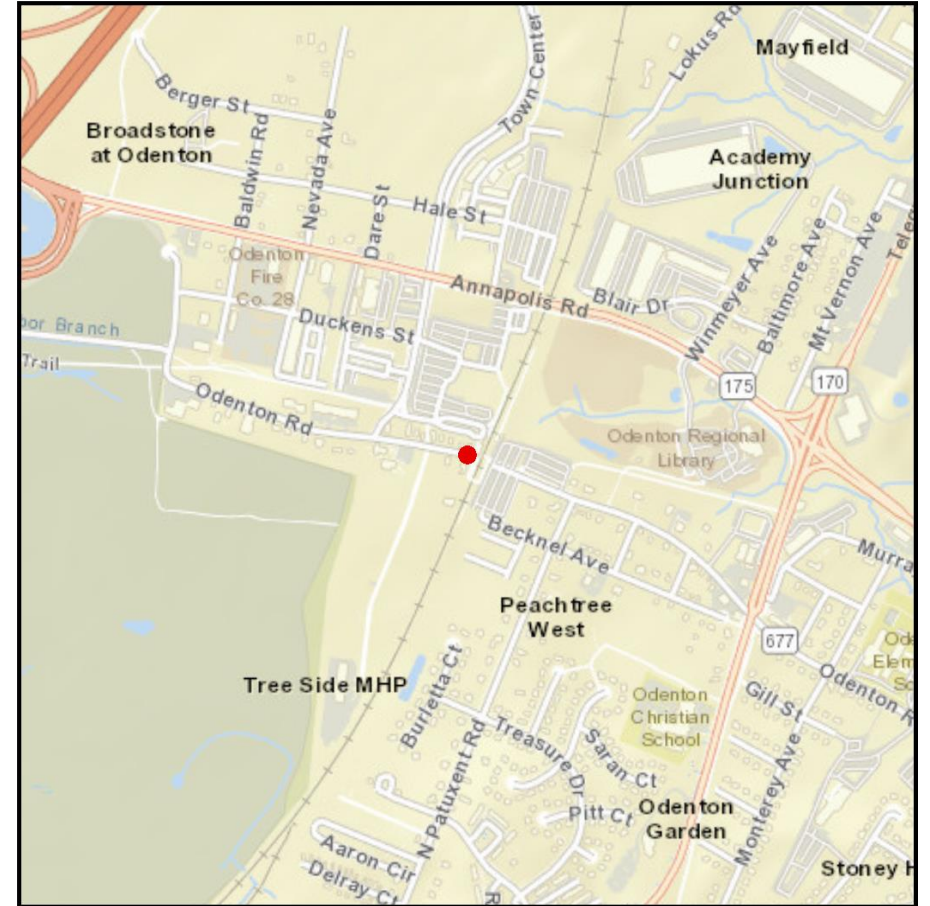
1. Methodology Letter (Which pollutants, emissions model, model run years) is developed by the ICG and sent to federal agencies for review.
2. Determine conformity status, either exempt/non-exempt/regionally significant for LRTP and TIP (project-by-project)
3. BMC and MDE run EPA-developed emissions model. MDE supplies the official results.
4. Approve regional emissions analysis results for public review.
5. The public comment period was open until June 17th, staff reviewed comments.
6. ICG/TC recommended approval of conformity document

Public Comment Period

- The comment period extended from May 16 through June 17, 2024
- Two virtual public meetings on June 10th
- Recorded presentation available on website
- Comments were received from individuals and organizations
 - 253 through email and PublicInput
 - 182 project ideas
- Majority of comments supported modification of the TIP to:
 - Reduce highway capacity expenditures
 - Invest more in transit, particularly in transit capacity for transit-reliant populations
 - Support local bicycle and pedestrian improvements
 - Improve road safety and reduce fatalities

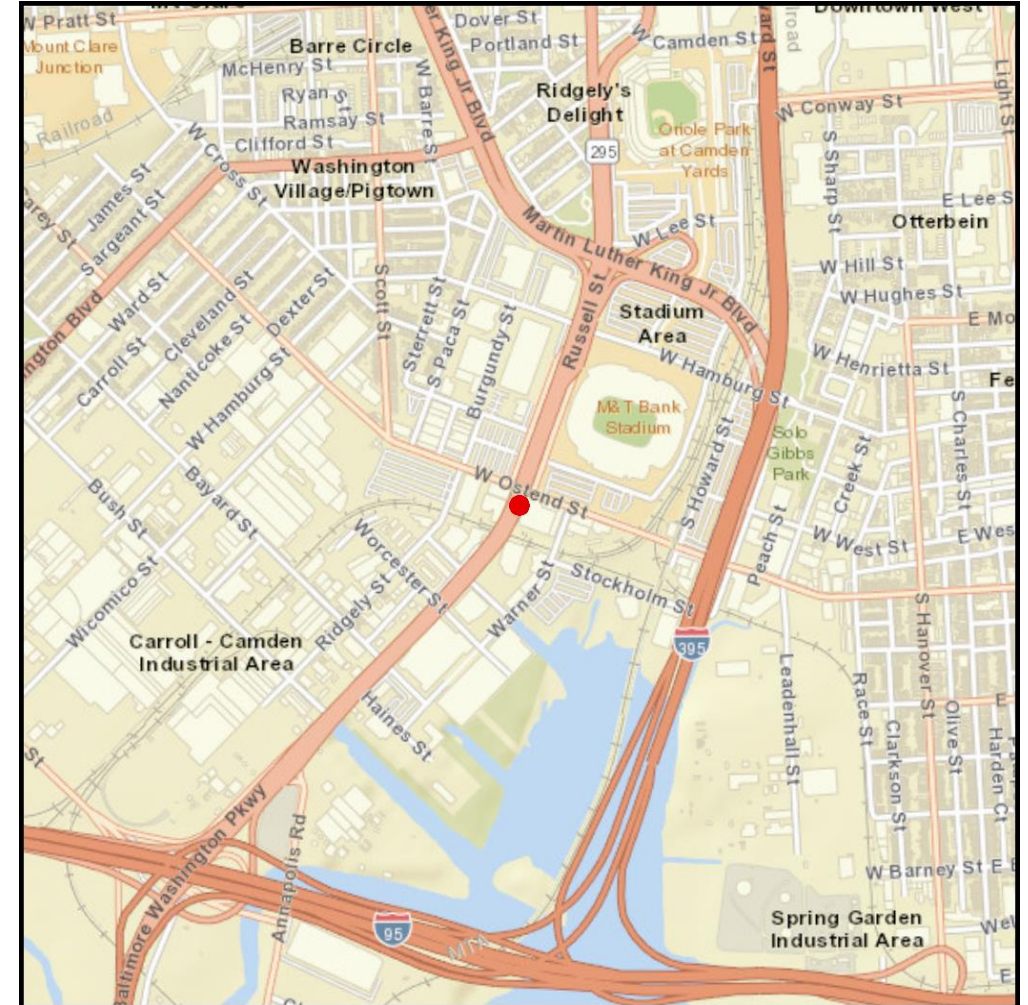
Project Highlights

- **Anne Arundel County: Odenton MARC TOD**
 - Will replace existing surface parking with a new 1000+/- car garage
 - First phase of a multi-phase development approach
 - TIP Funding: \$53.8 million of mostly local funds
 - Year of Operation: 2026



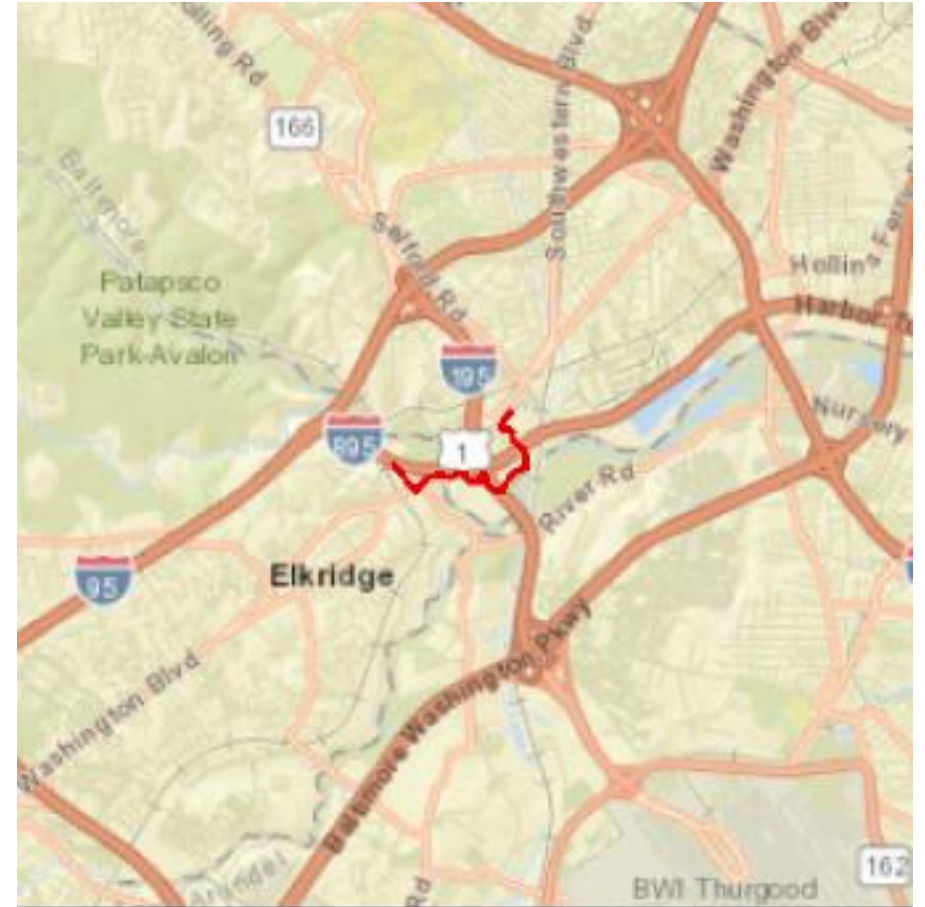
Project Highlights

- **Baltimore City: Russell Street Viaduct Bridge Replacement**
 - Bridge over CSX RR and Ostend Street
 - Original Bridge constructed in 1951
 - New structure will add ADA compliant sidewalks
 - Year of Operation: 2034
 - TIP Funding: \$32.5 million (\$51.5 million Total)



Project Highlights

- **Howard County: PRG: Elkridge to Guinness Open Gate Brewery**
 - Adds 1.5 mile 10-foot wide shared-use path
 - Part of the overall 40 mile PRG
 - TIP Funding: \$1.45 million
 - \$1.25 Howard County grant and \$500,000 from Baltimore County for engineering
 - Year of Operation: 2026



Project Highlights

- **MDOT SHA: I-795 Dolfield Blvd. Interchange**
 - Includes widening of I-795 from Owings Mills Blvd. to Franklin Blvd.
 - Includes TSMO Strategies
 - Will improve access to the planned growth corridor along Red Run Blvd.
 - \$6.7 million programmed (\$143.6 Million total)
 - Year of Operation: 2032



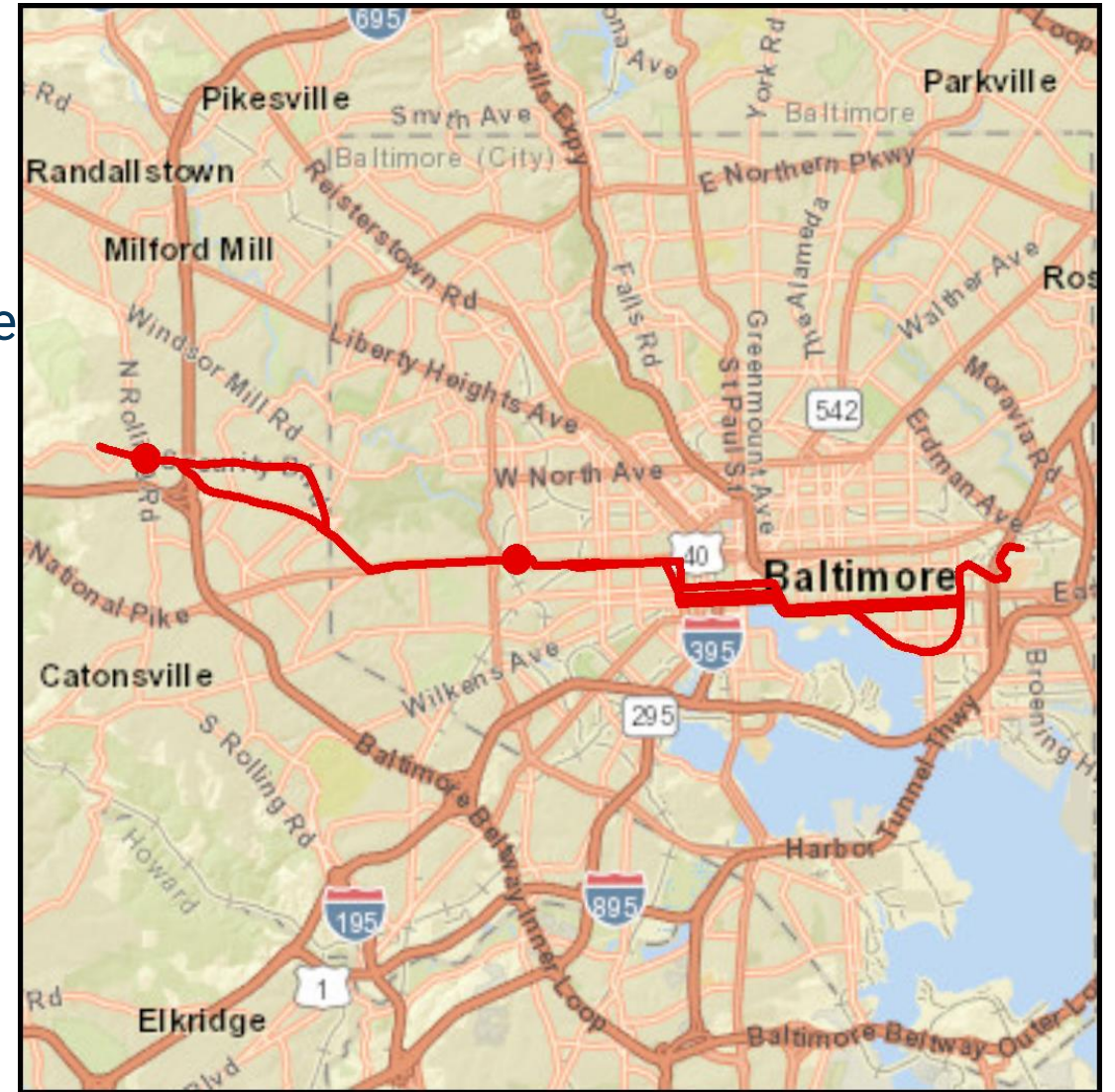
Project Highlights

- **Maryland Port Administration: Howard Street Tunnel**
 - Reconstructs 126-year old tunnel to allow double stacked trains from the Port of Baltimore
 - 21 other bridges between Baltimore and Philadelphia need improvements to provide enough vertical clearance
 - \$429.5 million programmed (\$565.1 million total cost)
 - Year of Operation: 2027



Project Highlights

- **MDOT MTA: Red Line**
 - Provides an east-west high-capacity, high-frequency transit line from downtown Baltimore to Woodlawn
 - Improves connectivity to existing services
 - Provides transportation choices
 - \$150.8 million programmed
 - Anticipated completion 2035



Project Highlights

- **Maryland Transportation Authority: Francis Scott Key Bridge Reconstruction**
 - New bridge will be located in the previous location
 - Will reopen a major section of I-695 which is essential to the efficient movement of freight and economic opportunities
 - TIP Funding: \$1.5 billion in MDTA Toll Revenues
 - Federal funding has yet to be determined
 - Year of Operation: 2029

