



Baltimore Region 2019-2022 Transportation Improvement Program

July 11, 2018



2019-2022 TIP



- 127 projects
- 4 new projects
- \$3.2 billion
 - Federal: \$2.22 billion
 - Matching: \$0.98 billion

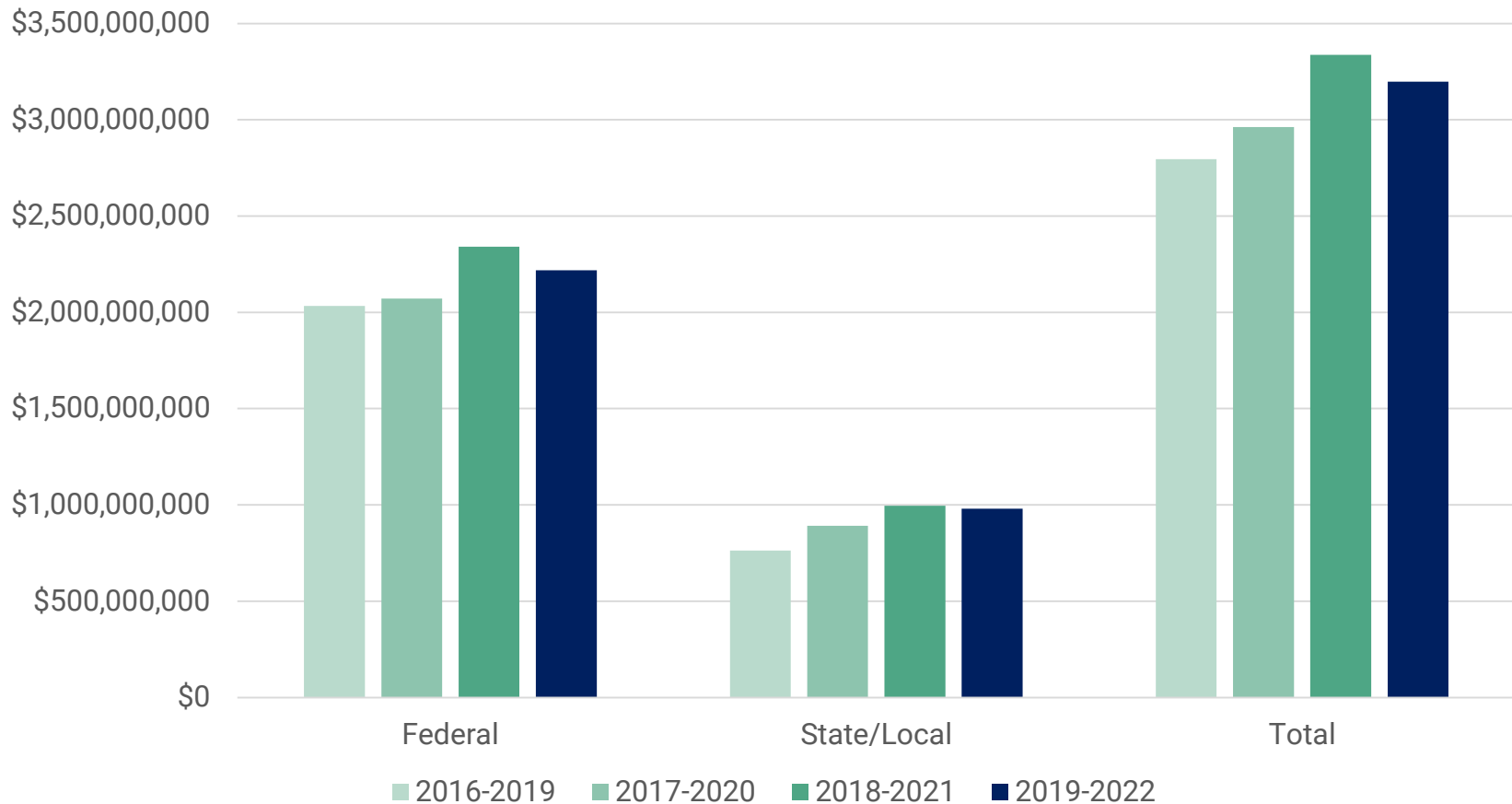
BRTB
Baltimore Regional Transportation Board

**BALTIMORE REGION
TRANSPORTATION
IMPROVEMENT
PROGRAM
2019-2022**

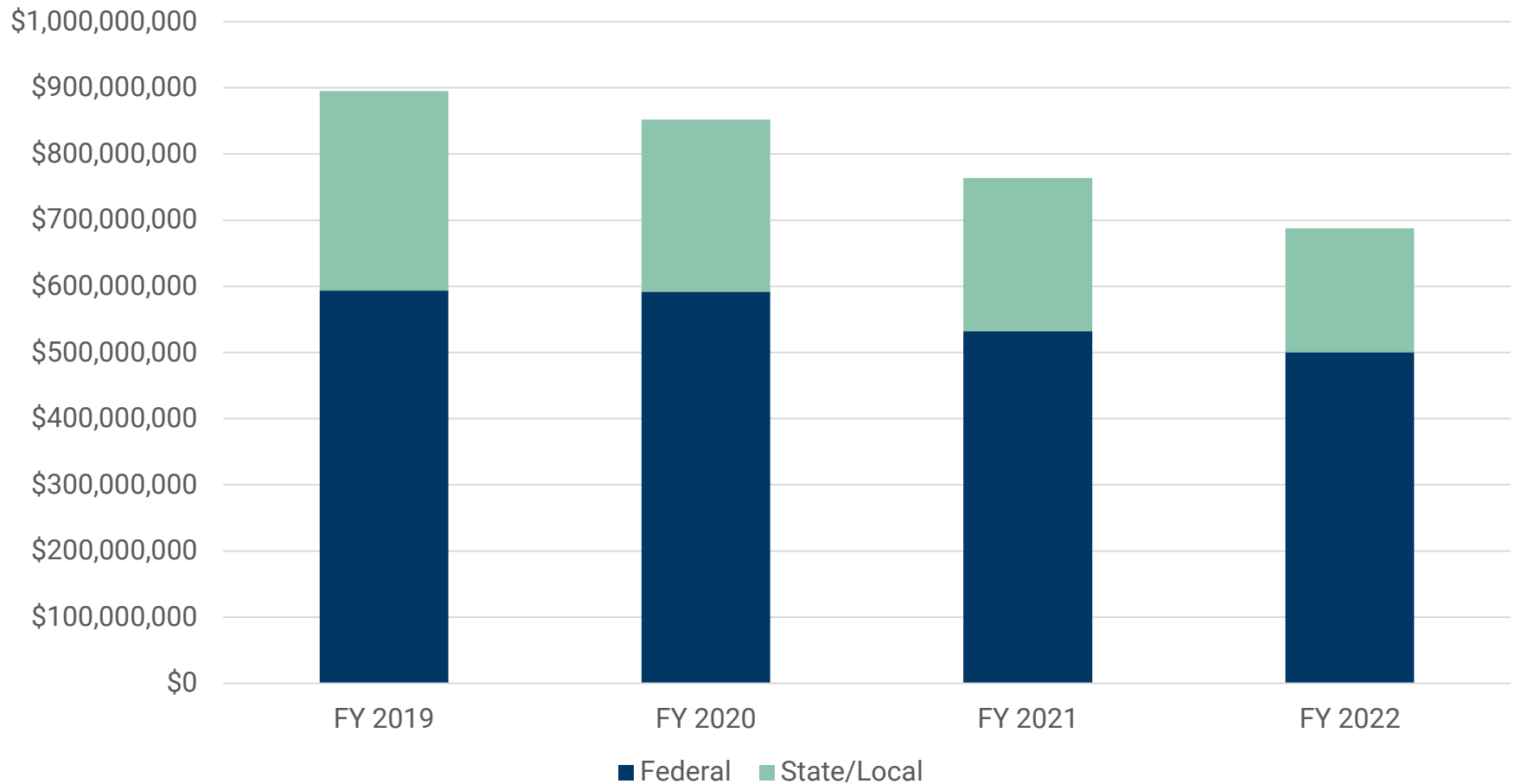
DEVELOPED BY THE BALTIMORE METROPOLITAN PLANNING ORGANIZATION

CITY OF ANNAPOLIS • ANNE ARUNDEL COUNTY • BALTIMORE CITY • BALTIMORE COUNTY
CARROLL COUNTY • HARFORD COUNTY • HOWARD COUNTY • QUEEN ANNE'S COUNTY • HARFORD TRANSIT
MD DEPARTMENT OF TRANSPORTATION • MD DEPARTMENT OF THE ENVIRONMENT • MD DEPARTMENT OF PLANNING • MD TRANSIT ADMINISTRATION

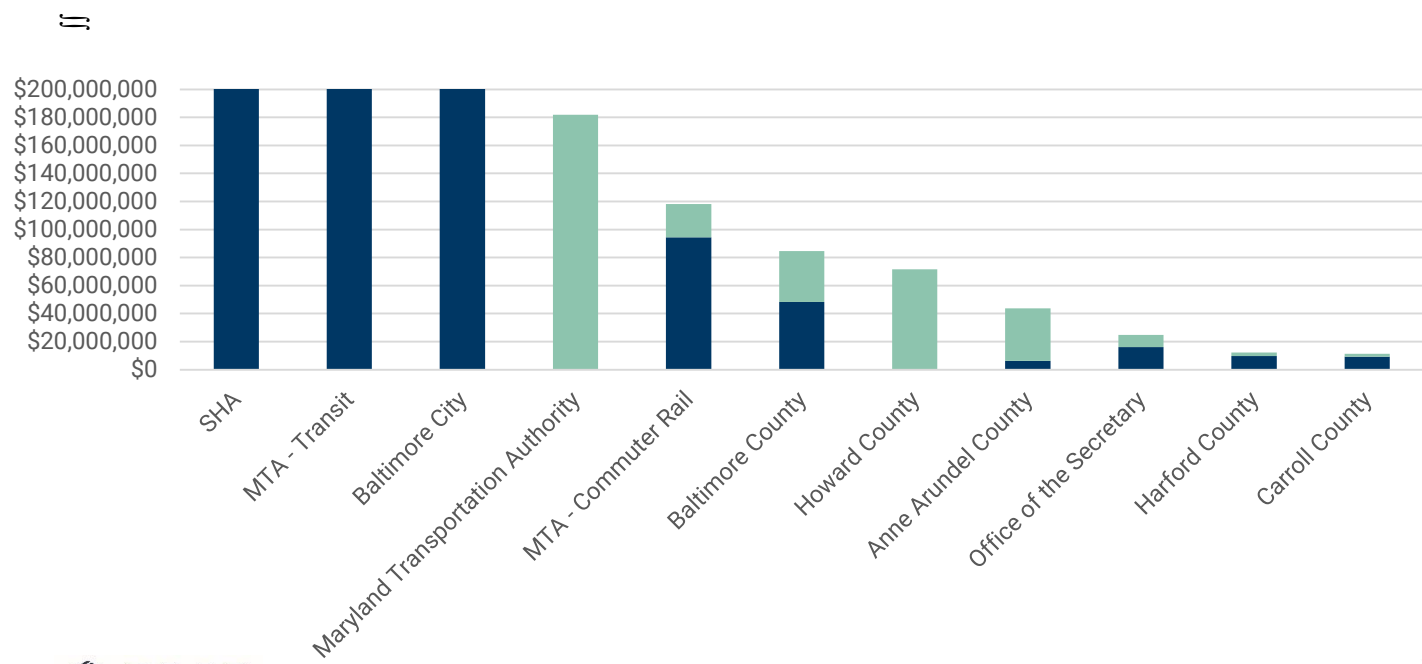
2019-2022 TIP: Comparison of Total Funds Programmed in Previous TIPs



2019-2022 TIP: Distribution of Funding by Fiscal Year



2019-2022 TIP: Distribution of Federal and Matching Funds by Implementing Agency



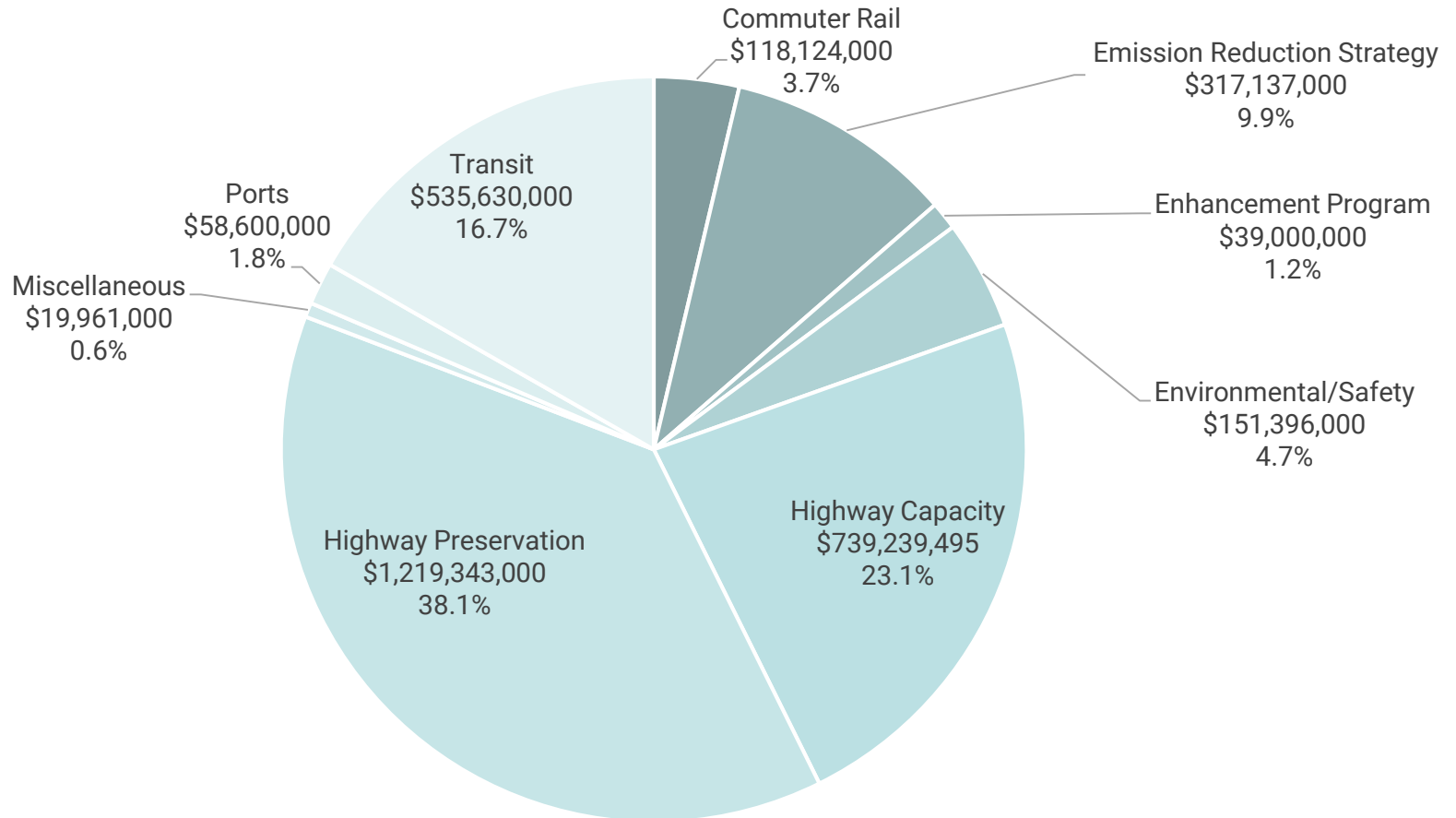
■ FY 19-22 Matching Funds
■ FY 19-22 Federal Funds

2019-2022 TIP: Number of Projects by Category

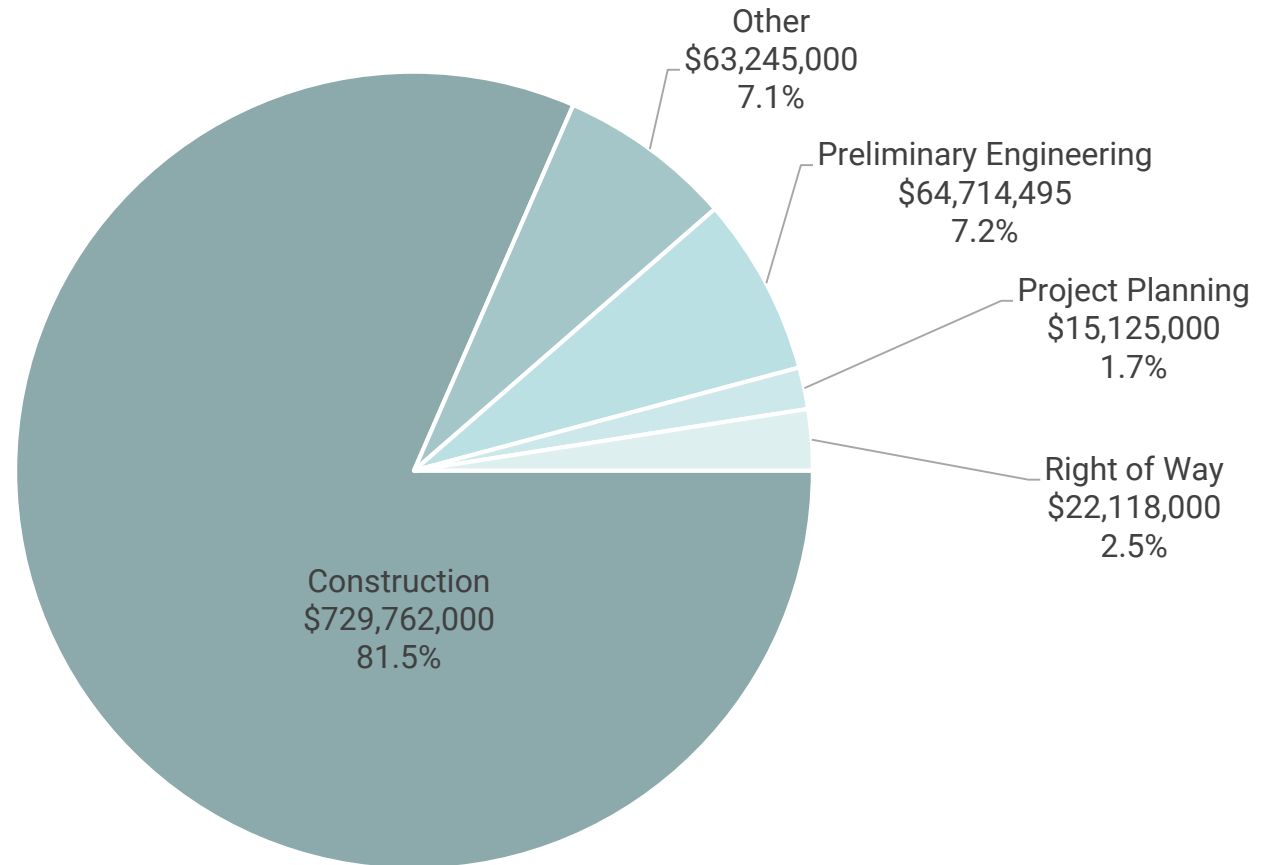


Project Category	Number of Projects
Highway Preservation	70
Highway Capacity	25
Transit	10
Emission Reduction Strategy	7
Miscellaneous	5
Environmental/Safety	3
Commuter Rail	3
Enhancement Program	2
Ports	2
Total	127

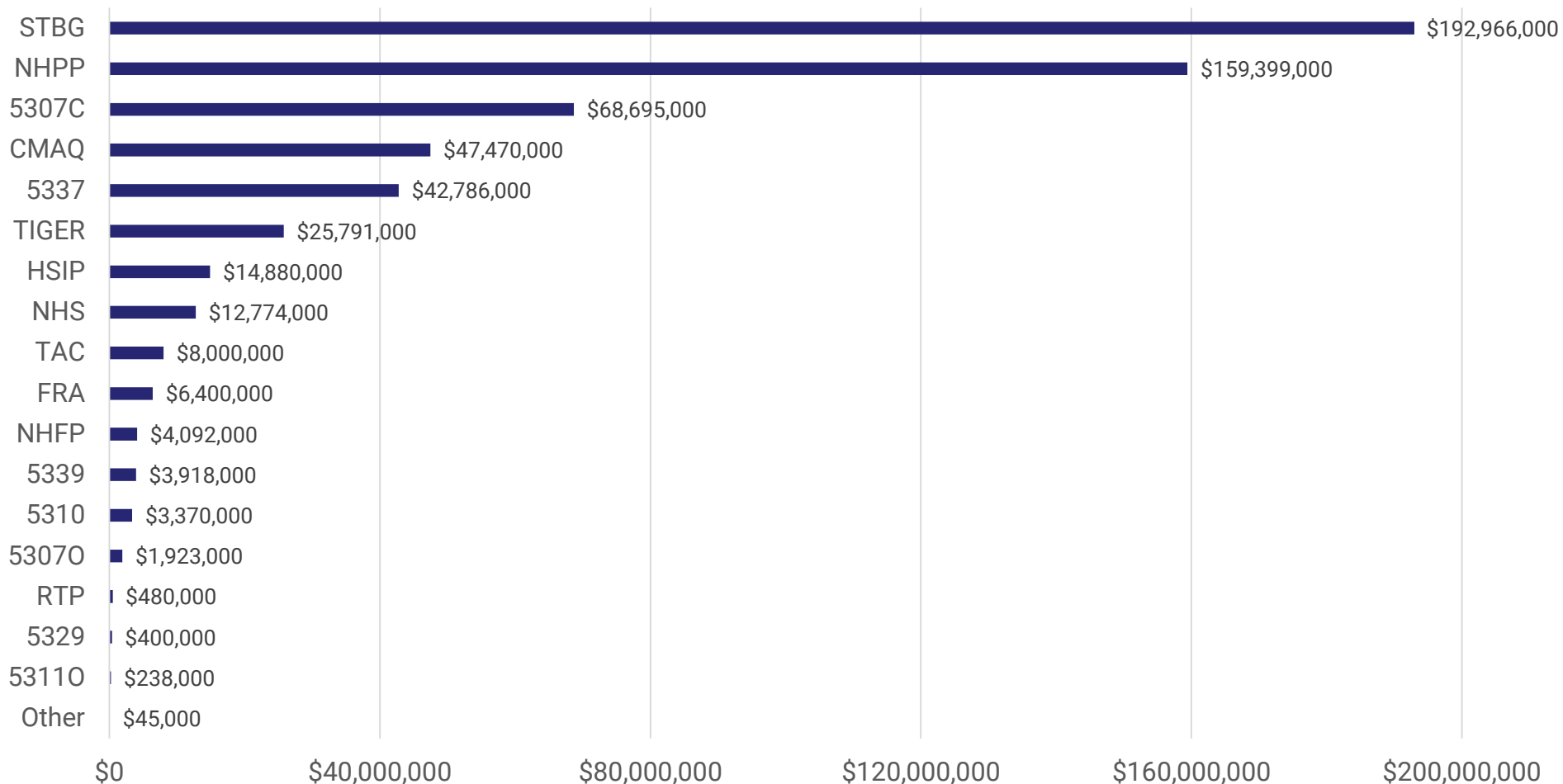
2019-2022 TIP: Percentage of Total Funding by Project Category



2019-2022 TIP: Distribution of FY 2019 Funding by Project Phase



2019-2022 TIP: Distribution of FY 2019 Federal Fund Requests by Fund Source



2019-2022 TIP: New Projects



- **Baltimore City**
 - Capital Project Delivery Services (12-1901-99)
- **Baltimore County**
 - Mid-Atlantic Multimodal Transportation Hub (13-1901-83)
- **Howard County**
 - US 29/Broken Land Parkway Interchange and North South Connector Road (16-1901-42)
- **Office of the Secretary**
 - Baltimore-Washington Superconducting Maglev Project (90-1901-99)

2019-2022 TIP: Public Involvement and MTA Program of Projects

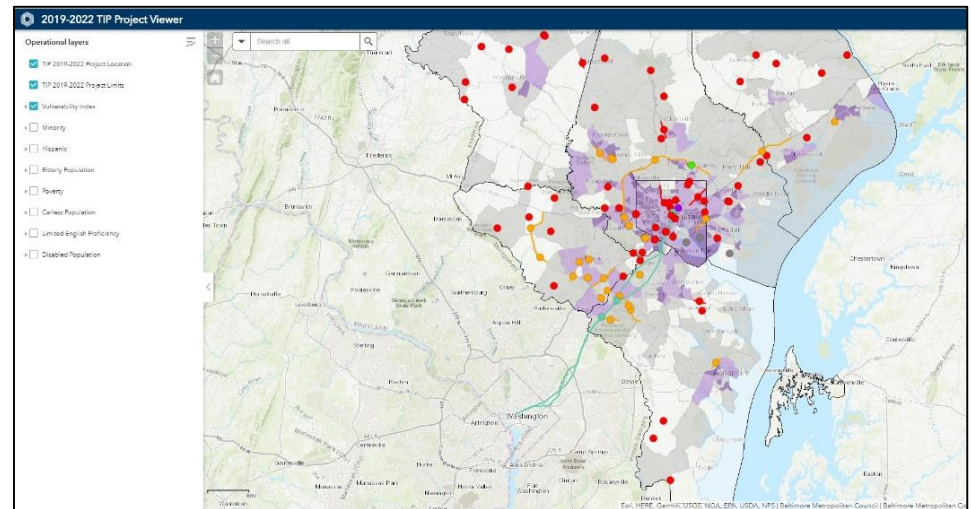


FTA Fund Source	FY 2019 Federal	FY 2019 Matching	FY 2019 Total	FY 2019-2022 Federal	FY 2019-2022 Matching	FY 2019-2022 Total
5307C: Capital requests in urbanized areas including bus purchases, replacements, and preventive maintenance	\$68,695,000	\$17,174,000	\$85,869,000	\$291,916,000	\$72,982,000	\$364,898,000
5307O: Operating assistance in urbanized areas	\$1,923,000	\$1,923,000	\$3,846,000	\$7,692,000	\$7,692,000	\$15,384,000
5310: Mobility of seniors and individuals with disabilities	\$3,370,000	\$1,310,000	\$4,680,000	\$6,740,000	\$2,620,000	\$9,360,000
5311O: Operating assistance in non-urbanized areas	\$238,000	\$238,000	\$476,000	\$952,000	\$952,000	\$1,904,000
5337: State of Good Repair funds including preventive maintenance and MARC improvements	\$42,786,000	\$10,697,000	\$53,483,000	\$181,956,000	\$45,489,000	\$227,445,000
5339: Bus and Bus Facilities funds	\$3,918,000	\$979,000	\$4,897,000	\$16,115,000	\$4,028,000	\$20,143,000
CMAQ: Congestion Mitigation and Air Quality	\$43,918,000	\$10,812,000	\$54,730,000	\$176,439,000	\$43,443,000	\$219,882,000
Totals	\$164,848,000	\$43,133,000	\$207,981,000	\$681,810,000	\$177,206,000	\$859,016,000

2019-2022 TIP: Public Involvement



- Public comment period May 23 – June 25: Received multiple comments from 6 individuals/organizations
- Transportation Fair/Public Meeting June 12: ~30 Attendees
- Presentation to PAC, Advertisement online in Baltimore Sun
- Interactive Project Map (<https://bit.ly/2JIK28A>)



For more information

Regina Aris | Assistant Director

410-732-9572 | raris@baltometro.org | www.baltometro.org



@BALTOMETROCOUNCIL



@BALTIMORE METROPOLITAN COUNCIL



@BALTIMORE METROPOLITAN COUNCIL

