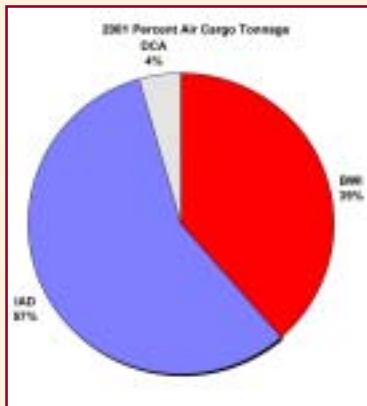


MARYLAND FREIGHT MOVES

A 2001 Year-End Review of Freight Activity

Air

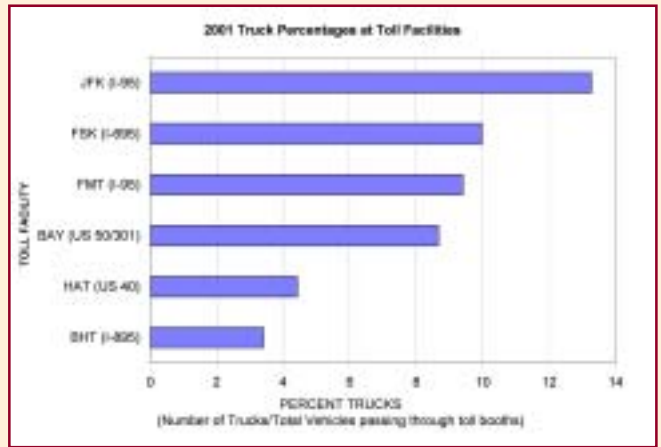
Cargo shipments that move through airports are typically time-sensitive and high-value, such as seafood, flowers, pharmaceuticals, and mail. The Baltimore-Washington International (BWI), Dulles International (IAD), and Reagan Washington National (DCA) Airports are part of the Baltimore-Washington regional airport system. Cargo moves primarily through BWI and IAD, with DCA handling mail. In 2001, IAD and BWI carried 334 and 225 metric tons, respectively, a slight decrease from the past few years. Each metric ton equals 2,205 pounds.



Cargo moves primarily through BWI and IAD, with DCA handling mail. In 2001, IAD and BWI carried 334 and 225 metric tons, respectively, a slight decrease from the past few years. Each metric ton equals 2,205 pounds.

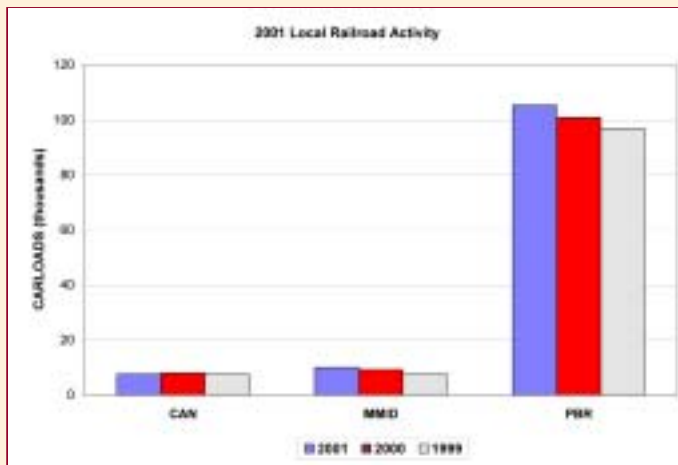
Truck

Most freight is handled by truck during some stage of a trip, often connecting with other modes. Data from the region's toll facilities show trucking activity (3 axles or more) on major highways. The Bay Bridge (BAY), Key Bridge (FSK), Fort McHenry Tunnel (FMT), and JFK Memorial Highway (JFK) carry the highest percentages of trucks — around 10 percent or higher. BAY, FMT, JFK, and the Baltimore Harbor Tunnel (BHT) are the busiest toll facilities carrying 24.4, 42.7, 29.6, and 24.0 million total vehicles, respectively.



Rail

CSX Transportation & Norfolk Southern (NS), two Class I railroads, operate in the eastern U.S. Local railroads are Canton Railroad (CAN), Maryland Midland Railway (MMID), and Patapsco & Back Rivers Railroad (PBR). Systemwide, CSX and NS moved 5.1 and 4.4 million carloads, respectively in 2001, a slight decrease from the past few years. On a smaller scale, CAN, MMID, and PBR moved 7.5, 9.9, and 105.3 thousand carloads, a slight increase from the past.



Water

A variety of freight comes through the Port of Baltimore's (POB) public and private terminals. Bulk cargo includes coal, ores, gypsum, grain, petroleum, molasses, and chemicals. General cargo includes forest products, steel, vehicles, and items shipped in containers. In 2001, 25.7 million short tons of foreign trade activity moved through POB. Most of the commodities are imported, bulk cargo. One short ton equals 2,000 pounds.

