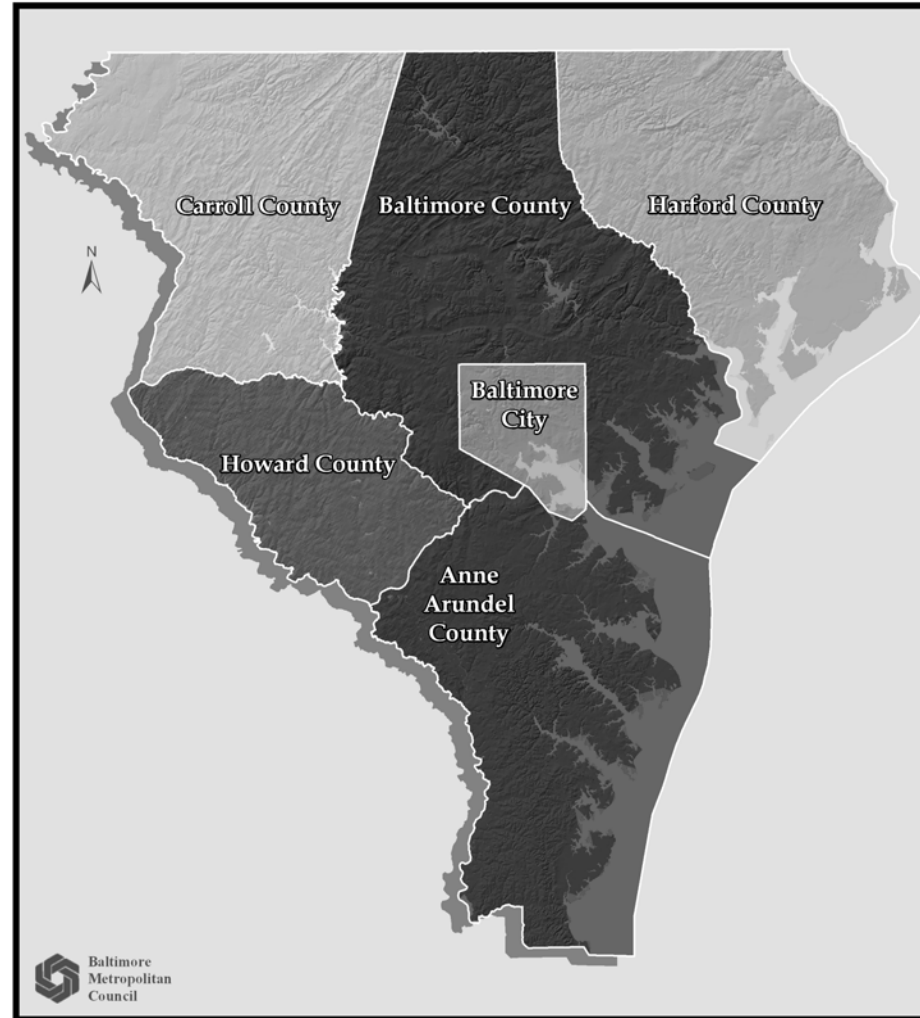


MTA - Commuter Rail



MARC Aberdeen Station Parking Expansion

TIP Id #	75-1101-02	Year of Operation	2012
Agency	MTA - Commuter Rail	Project Type	Park-and-ride lots
Project Category	Emission Reduction Strategy	Functional Class	NA
Conformity Status	Not Exempt	Physical Data	120 spots to 275
CIP/CTP Page#	1298		

Description	Justification
Development of Plans and Environmental Documentation for two-phase expansion of parking capacity at the Aberdeen MARC Station on an MTA-owned parcel at Taft Street (Phase I, approximately 65 spaces) and along APG Road below East Bel Air Avenue (Phase II, approximately 90 spaces), opposite the station building	This project will address near term parking demand at Aberdeen pending the outcome of the County/City Station Needs Assessment and Relocation study.

Section 5307 Urbanized Area Formula Program (funding for capital projects)

Phase	Previous Requests		Annual Element		Federal Funding Requests						Project Totals
	Previous Federal Funds	Previous Matching Funds	FY 2011 Federal Funds	FY 2011 Matching Funds	FY 2012 Federal Funds	FY 2012 Matching Funds	FY 2013 Federal Funds	FY 2013 Matching Funds	FY 2014 Federal Funds	FY 2014 Matching Funds	Estimated Project Total
CON			\$169	\$42							\$211
OTH											\$0
PE											\$0
PP											\$0
ROW											\$0
Totals	\$0	\$0	\$169	\$42	\$0	\$0	\$0	\$0	\$0	\$0	\$211

Section 5309 Capital Program (capital funding for fixed guideway modernization projects)

Phase	Previous Requests		Annual Element		Federal Funding Requests						Project Totals
	Previous Federal Funds	Previous Matching Funds	FY 2011 Federal Funds	FY 2011 Matching Funds	FY 2012 Federal Funds	FY 2012 Matching Funds	FY 2013 Federal Funds	FY 2013 Matching Funds	FY 2014 Federal Funds	FY 2014 Matching Funds	Estimated Project Total
CON	\$751	\$188									\$939
OTH											\$0
PE	\$473	\$118									\$591
PP											\$0
ROW											\$0
Totals	\$1,224	\$306	\$0	\$0	\$0	\$0	\$0	\$0	\$0	\$0	\$1,530

MARC Halethorpe Station Parking Expansion

TIP Id #	70-0201-02	Year of Operation	2012
Agency	MTA - Commuter Rail	Project Type	Park-and-ride lots
Project Category	Emission Reduction Strategy	Functional Class	NA
Conformity Status	Not Exempt	Physical Data	746 spaces to 1184
CIP/CTP Page#	0435		

Description	Justification
The scope of the proposed work includes high level platforms, new shelters, improved accessibility for persons with disabilities, parking improvements, lighting and streetscaping. Design and construct new 700-foot high-level platforms and connecting pedestrian bridge with elevator/stair towers, stairs, ramps and concrete walkways to make sure station is fully accessible. Phase I of this project will provide an additional 428 surface parking spaces to the existing 756 spaces.	Daily ridership at this station has grown steadily and parking requirements will approach 900 in the near future. Initially, an additional parking lot will ease the current congested conditions. This project provides ADA accessibility to the existing station.

Section 5307 Urbanized Area Formula Program (funding for capital projects)

Phase	Previous Requests		Annual Element		Federal Funding Requests						Project Totals
	Previous Federal Funds	Previous Matching Funds	FY 2011 Federal Funds	FY 2011 Matching Funds	FY 2012 Federal Funds	FY 2012 Matching Funds	FY 2013 Federal Funds	FY 2013 Matching Funds	FY 2014 Federal Funds	FY 2014 Matching Funds	Estimated Project Total
CON	\$1,802	\$451									\$2,253
OTH											\$0
PE											\$0
PP											\$0
ROW											\$0
Totals	\$1,802	\$451	\$0	\$0	\$0	\$0	\$0	\$0	\$0	\$0	\$2,253

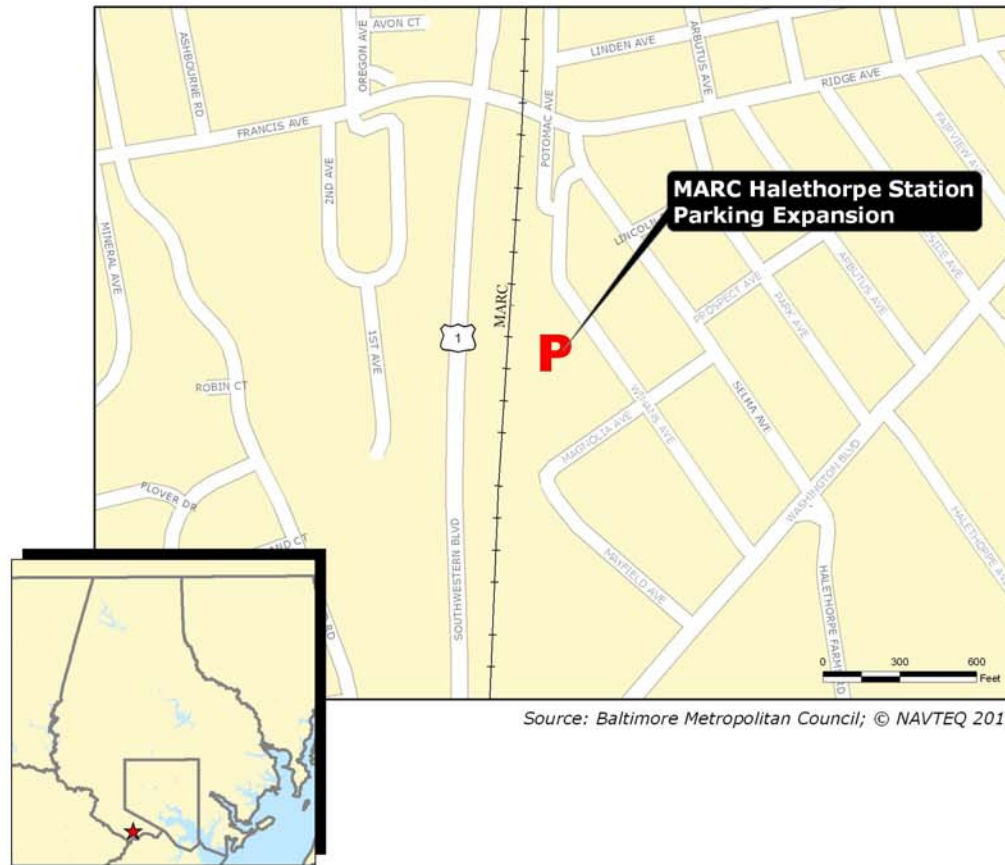
Section 5309 Capital Program (capital funding for fixed guideway modernization projects)

Phase	Previous Requests		Annual Element		Federal Funding Requests						Project Totals
	Previous Federal Funds	Previous Matching Funds	FY 2011 Federal Funds	FY 2011 Matching Funds	FY 2012 Federal Funds	FY 2012 Matching Funds	FY 2013 Federal Funds	FY 2013 Matching Funds	FY 2014 Federal Funds	FY 2014 Matching Funds	Estimated Project Total
CON	\$5,012	\$1,253	\$4,356	\$1,089							\$11,710
OTH											\$0
PE											\$0
PP											\$0
ROW											\$0
Totals	\$5,012	\$1,253	\$4,356	\$1,089	\$0	\$0	\$0	\$0	\$0	\$0	\$11,710

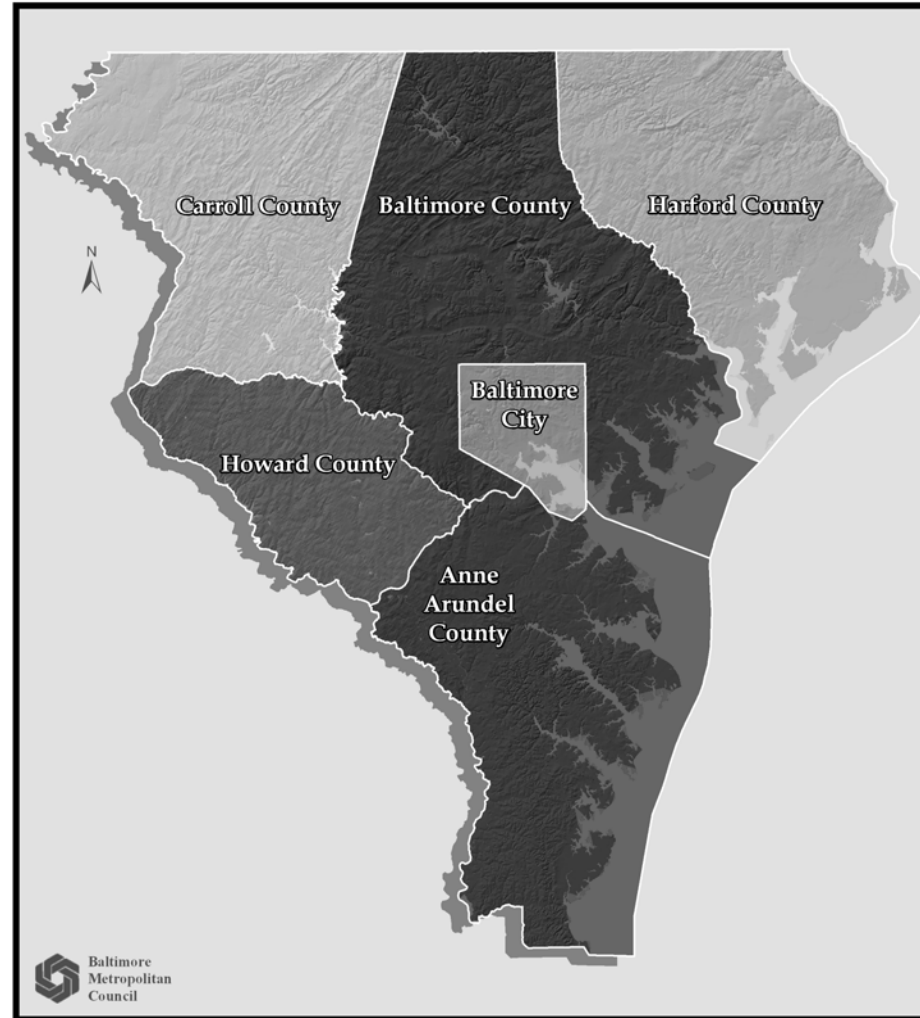
Congestion Mitigation and Air Quality

Phase	Previous Requests		Annual Element		Federal Funding Requests						Project Totals
	Previous Federal Funds	Previous Matching Funds	FY 2011 Federal Funds	FY 2011 Matching Funds	FY 2012 Federal Funds	FY 2012 Matching Funds	FY 2013 Federal Funds	FY 2013 Matching Funds	FY 2014 Federal Funds	FY 2014 Matching Funds	Estimated Project Total
CON	\$4,873	\$1,218									\$6,091
OTH											\$0
PE											\$0
PP											\$0
ROW											\$0
Totals	\$4,873	\$1,218	\$0	\$0	\$0	\$0	\$0	\$0	\$0	\$0	\$6,091

MARC Halethorpe Station Parking Expansion



Source: Baltimore Metropolitan Council; © NAVTEQ 2010



Howard Street Revitalization

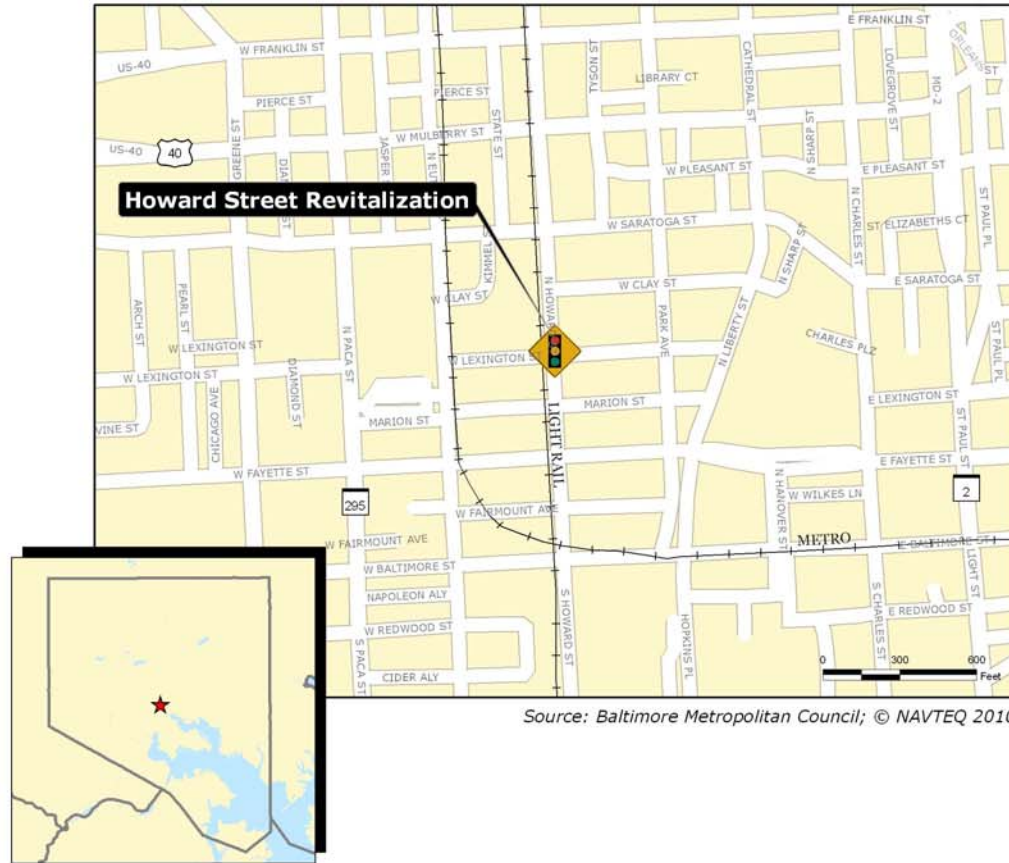
TIP Id #	42-1004-39	Year of Operation	2013
Agency	MTA - Transit	Project Type	Other
Project Category	Environmental/Safety	Functional Class	NA
Conformity Status	Exempt	Physical Data	NA
CIP/CTP Page#	1207		

Description	Justification
This project is part of the main Howard Street Revitalization project partnered between MTA, Baltimore City and Baltimore Development Corporation. It will relocate the southbound LRT Station, north from Fayette to Lexington Street; remove and replace the four arch structures along Howard Street; provide a pedestrian canopy along Lexington Mall from the Metro Station to relocated LRT station. Preliminary design work has begun. Break-out from 40-0015-64 and related to 12-0716-99.	Efforts will aid in revitalization of the Howard Street corridor and enhance pedestrian safety.

Section 5307 Urbanized Area Formula Program (funding for capital projects)

Phase	Previous Requests		Annual Element		Federal Funding Requests						Project Totals
	Previous Federal Funds	Previous Matching Funds	FY 2011 Federal Funds	FY 2011 Matching Funds	FY 2012 Federal Funds	FY 2012 Matching Funds	FY 2013 Federal Funds	FY 2013 Matching Funds	FY 2014 Federal Funds	FY 2014 Matching Funds	Estimated Project Total
CON	\$290	\$73	\$918	\$230							\$1,511
OTH											\$0
PE	\$597	\$149									\$746
PP											\$0
ROW											\$0
Totals	\$887	\$222	\$918	\$230	\$0	\$0	\$0	\$0	\$0	\$0	\$2,257

Howard Street Revitalization



Mobility Bus Implementation

TIP Id #	42-1001-69	Year of Operation	2013
Agency	MTA - Transit	Project Type	Other
Project Category	Transit	Functional Class	NA
Conformity Status	Exempt	Physical Data	NA
CIP/CTP Page#	0541		

Description	Justification
Project includes a mobile command center designed to provide communications and system interfaces that allow for the scheduling and control of paratransit service in case of an emergency and for fleet expansion and replacement.	Will provide the necessary integration and infrastructure of the Mobility Systems database and computer network and provide for adequate backup for disaster recovery.

Congestion Mitigation and Air Quality

Phase	Previous Requests		Annual Element		Federal Funding Requests						Project Totals
	Previous Federal Funds	Previous Matching Funds	FY 2011 Federal Funds	FY 2011 Matching Funds	FY 2012 Federal Funds	FY 2012 Matching Funds	FY 2013 Federal Funds	FY 2013 Matching Funds	FY 2014 Federal Funds	FY 2014 Matching Funds	Estimated Project Total
CON											\$0
OTH	\$2,440	\$610	\$1,755	\$439							\$5,244
PE											\$0
PP											\$0
ROW											\$0
Totals	\$2,440	\$610	\$1,755	\$439	\$0	\$0	\$0	\$0	\$0	\$0	\$5,244

Local Bus & Facilities - Annapolis

TIP Id #	41-1101-63	Year of Operation	Ongoing
Agency	MTA - Transit	Project Type	Fleet improvement
Project Category	Transit	Functional Class	NA
Conformity Status	Exempt	Physical Data	NA
CIP/CTP Page#	NA		

Description	Justification
Capital assistance to the City of Annapolis for their transit system to purchase vehicles, equipment and facilities. Annapolis was awarded funds for a replacement bus, with a radio, fare-box, and bike racks. Preventive maintenance funds will be used for the repair and precautionary scheduled maintenance of Annapolis Transit’s vehicles. Other projects include replacing a mobile column lift, purchase of additional radios, and upgrades to the storage facility.	Transit capital for the City of Annapolis will enable locally operated transportation system to operate such that local needs for services can be met. The small urban systems are important components of the regional transportation network.

Section 5307 Urbanized Area Formula Program (funding for capital projects)

Phase	Previous Requests		Annual Element		Federal Funding Requests						Project Totals
	Previous Federal Funds	Previous Matching Funds	FY 2011 Federal Funds	FY 2011 Matching Funds	FY 2012 Federal Funds	FY 2012 Matching Funds	FY 2013 Federal Funds	FY 2013 Matching Funds	FY 2014 Federal Funds	FY 2014 Matching Funds	Estimated Project Total
CON											\$0
OTH	\$429	\$107	\$429	\$107	\$429	\$107	\$429	\$107	\$429	\$107	\$2,680
PE											\$0
PP											\$0
ROW											\$0
Totals	\$429	\$107	\$429	\$107	\$429	\$107	\$429	\$107	\$429	\$107	\$2,680

Metro Station Fire Management Systems (SCADA)

TIP Id #	40-0603-39	Year of Operation	2012
Agency	MTA - Transit	Project Type	Other
Project Category	Environmental/Safety	Functional Class	NA
Conformity Status	Exempt	Physical Data	NA
CIP/CTP Page#	0457/0521		

Description	Justification
<p>Design, acquisition, and installation efforts to replace obsolete Supervisory Control and Data Acquisition (SCADA) equipment for the Metro system. Associated with the project are central computer interface equipment and software, smoke detectors, and fire/security systems. The project includes the development of an RFP for construction of the SCADA replacement for the entire Metro system. Project includes the overhaul/replacement of both mechanical and electrical equipment and the replacement of the Central Supervisory and Control System (CSCS) software, fire management system, and motor control centers and station ventilation equipment.</p>	<p>The present systems are in deteriorated condition, are obsolete and are not easily expandable to accommodate new Homeland Security initiatives.</p>

Section 5307 Urbanized Area Formula Program (funding for capital projects)

Phase	Previous Requests		Annual Element		Federal Funding Requests						Project Totals
	Previous Federal Funds	Previous Matching Funds	FY 2011 Federal Funds	FY 2011 Matching Funds	FY 2012 Federal Funds	FY 2012 Matching Funds	FY 2013 Federal Funds	FY 2013 Matching Funds	FY 2014 Federal Funds	FY 2014 Matching Funds	Estimated Project Total
CON											\$0
OTH											\$0
PE	\$4,058	\$1,015									\$5,073
PP											\$0
ROW											\$0
Totals	\$4,058	\$1,015	\$0	\$0	\$0	\$0	\$0	\$0	\$0	\$0	\$5,073

Section 5309 Capital Program (capital funding for fixed guideway modernization projects)

Phase	Previous Requests		Annual Element		Federal Funding Requests						Project Totals
	Previous Federal Funds	Previous Matching Funds	FY 2011 Federal Funds	FY 2011 Matching Funds	FY 2012 Federal Funds	FY 2012 Matching Funds	FY 2013 Federal Funds	FY 2013 Matching Funds	FY 2014 Federal Funds	FY 2014 Matching Funds	Estimated Project Total
CON	\$35,669	\$8,917	\$5,012	\$1,253							\$50,851
OTH											\$0
PE											\$0
PP											\$0
ROW											\$0
Totals	\$35,669	\$8,917	\$5,012	\$1,253	\$0	\$0	\$0	\$0	\$0	\$0	\$50,851

Bus Replacement

TIP Id #	40-0009-05	Year of Operation	Ongoing
Agency	MTA - Transit	Project Type	Fleet improvement
Project Category	Emission Reduction Strategy	Functional Class	NA
Conformity Status	Exempt	Physical Data	NA
CIP/CTP Page#	1172		

Description	Justification
The project provides for the routine replacement of buses past their useful service life. As MTA continues replacement, the replacements will be new hybrid buses. Planned fleet replacement of between 50 to 100 buses to hybrid diesel buses each of the next four years depending on funding.	In order to reduce operating and maintenance costs, MTA is committed to procuring new buses to support fleet capacity requirements and to replace aging equipment. The systematic replacement reduces high out of commission rates and the excessive major repair problems that arise from retaining buses beyond their economical life. Replacement buses meet higher federal emissions standards.

Section 5307 Urbanized Area Formula Program (funding for capital projects)

Phase	Previous Requests		Annual Element		Federal Funding Requests						Project Totals
	Previous Federal Funds	Previous Matching Funds	FY 2011 Federal Funds	FY 2011 Matching Funds	FY 2012 Federal Funds	FY 2012 Matching Funds	FY 2013 Federal Funds	FY 2013 Matching Funds	FY 2014 Federal Funds	FY 2014 Matching Funds	Estimated Project Total
CON											\$0
OTH			\$1,513	\$378	\$6,198	\$1,550	\$5,695	\$1,424			\$16,758
PE											\$0
PP											\$0
ROW											\$0
Totals	\$0	\$0	\$1,513	\$378	\$6,198	\$1,550	\$5,695	\$1,424	\$0	\$0	\$16,758

Congestion Mitigation and Air Quality

Phase	Previous Requests		Annual Element		Federal Funding Requests						Project Totals
	Previous Federal Funds	Previous Matching Funds	FY 2011 Federal Funds	FY 2011 Matching Funds	FY 2012 Federal Funds	FY 2012 Matching Funds	FY 2013 Federal Funds	FY 2013 Matching Funds	FY 2014 Federal Funds	FY 2014 Matching Funds	Estimated Project Total
CON											\$0
OTH	\$21,590	\$5,398	\$28,895	\$7,224	\$24,733	\$6,183	\$23,140	\$5,785	\$21,590	\$5,398	\$149,936
PE											\$0
PP											\$0
ROW											\$0
Totals	\$21,590	\$5,398	\$28,895	\$7,224	\$24,733	\$6,183	\$23,140	\$5,785	\$21,590	\$5,398	\$149,936

Small Urban Transit Systems - Capital

TIP Id #	40-9502-05	Year of Operation	Ongoing
Agency	MTA - Transit	Project Type	Fleet improvement
Project Category	Emission Reduction Strategy	Functional Class	NA
Conformity Status	Exempt	Physical Data	NA
CIP/CTP Page#	Multiple		

Description	Justification
Capital assistance to small urban transit systems throughout the region to purchase vehicles, equipment and facilities. Baltimore region small urban transit systems include Harford County (Harford County Transportation Services) and Carroll County.	Small urban transit capital will enable locally operated transportation systems to operate such that local needs for services can be met. The small urban systems are important components of the regional transportation network.

Section 5307 Urbanized Area Formula Program (funding for capital projects)

Phase	Previous Requests		Annual Element		Federal Funding Requests						Project Totals
	Previous Federal Funds	Previous Matching Funds	FY 2011 Federal Funds	FY 2011 Matching Funds	FY 2012 Federal Funds	FY 2012 Matching Funds	FY 2013 Federal Funds	FY 2013 Matching Funds	FY 2014 Federal Funds	FY 2014 Matching Funds	Estimated Project Total
CON											\$0
OTH	\$597	\$149	\$597	\$149	\$597	\$149	\$597	\$149	\$597	\$149	\$3,730
PE											\$0
PP											\$0
ROW											\$0
Totals	\$597	\$149	\$597	\$149	\$597	\$149	\$597	\$149	\$597	\$149	\$3,730

Ridesharing - Baltimore Region

TIP Id #	40-9901-01	Year of Operation	Ongoing
Agency	MTA - Transit	Project Type	Ridesharing
Project Category	Emission Reduction Strategy	Functional Class	NA
Conformity Status	Exempt	Physical Data	NA
CIP/CTP Page#	0045		

Description	Justification
The ridesharing project covers the activities of the ridesharing program in all jurisdictions in the Baltimore region, including the Guaranteed Ride Home (GRH) Program.	This project will promote and encourage the establishment of carpools and van-pools.

Congestion Mitigation and Air Quality

Phase	Previous Requests		Annual Element		Federal Funding Requests						Project Totals
	Previous Federal Funds	Previous Matching Funds	FY 2011 Federal Funds	FY 2011 Matching Funds	FY 2012 Federal Funds	FY 2012 Matching Funds	FY 2013 Federal Funds	FY 2013 Matching Funds	FY 2014 Federal Funds	FY 2014 Matching Funds	Estimated Project Total
CON											\$0
OTH	\$855		\$905		\$855		\$855		\$855		\$4,325
PE											\$0
PP											\$0
ROW											\$0
Totals	\$855	\$0	\$905	\$0	\$855	\$0	\$855	\$0	\$855	\$0	\$4,325

2011 - 2014 Transportation Improvement Program

MTA - Transit

Transit

Baltimore Red Line

TIP Id #	40-0602-69	Year of Operation	n/a
Agency	MTA - Transit	Project Type	Other
Project Category	Transit	Functional Class	NA
Conformity Status	Exempt	Physical Data	14.5 miles
CIP/CTP Page#	MTA-32		

Description	Justification
<p>Prepare project planning and preliminary engineering of a 14.5 mile Light Rail Transit (LRT) transit line from the Security Square Mall area in Baltimore County to Bayview in Baltimore City. The study involves Alternatives Analysis and Draft Environmental Impact Statement (DEIS), Preliminary Engineering and Final Environmental Impact Statement (EIS) related activities including: preliminary engineering and mode feasibility analyses; environmental screening; identification of right-of-way issues; ridership potential; capital and annual operating costs; social, cultural and economic development benefits and impacts; Transit Oriented Development planning, community outreach and local agency coordination and Federal Transit Administration (FTA) New Starts submittal activities.</p>	<p>The Red Line will improve transit mobility in an east-west corridor of the Baltimore region from the Woodlawn area to Bayview Hospital. This project is intended to help address traffic congestion, provide better connectivity to existing transit service, support new and future transit-oriented economic development and revitalization efforts and help address regional air quality issues.</p>

Section 5307 Urbanized Area Formula Program (funding for capital projects)

Phase	Previous Requests		Annual Element		Federal Funding Requests						Project Totals
	Previous Federal Funds	Previous Matching Funds	FY 2011 Federal Funds	FY 2011 * Matching Funds	FY 2012 Federal Funds	FY 2012 * Matching Funds	FY 2013 Federal Funds	FY 2013 Matching Funds	FY 2014 Federal Funds	FY 2014 Matching Funds	Estimated Project Total
CON											\$0
OTH											\$0
PE				14,500		14,785					\$29,285
PP	\$8,058	\$7,919									\$15,977
ROW											\$0
Totals	\$8,058	\$7,919	\$0	\$0	\$0	\$0	\$0	\$0	\$0	\$0	\$45,262

* MTA plans to utilize \$29M in future, competitive 5309NS funds for the Preliminary Engineering phase in FY 2011 and FY 2012. These funds have not yet been authorized. Those federal funds will be matched with 50% State funding, totaling approximately \$29M.

2011 - 2014 Transportation Improvement Program

MTA - Transit

Transit

Job Access And Reverse Commute Program

TIP Id #	40-9909-69	Year of Operation	Ongoing
Agency	MTA - Transit	Project Type	Other
Project Category	Transit	Functional Class	NA
Conformity Status	Exempt	Physical Data	NA
CIP/CTP Page#	NONE		

Description	Justification
The Job Access and Reverse Commute Program is a regional approach to assist welfare recipients and other low-income individuals access employment opportunities and increase collaboration among key agencies and organizations such as transportation providers and service agencies. FY10 recipients were Humanim (of Baltimore), City of Annapolis, Harford County, BWI Business Partnership, the League of People with Disabilities and Central MD Regional Transit.	Funding is needed to transport inner-city residents to jobs located in the emerging industrial and commercial areas in suburban jurisdictions.

Section 5316 Job Access and Reverse Commute Program

Phase	Previous Requests		Annual Element		Federal Funding Requests						Project Totals
	Previous Federal Funds	Previous Matching Funds	FY 2011 Federal Funds	FY 2011 Matching Funds	FY 2012 Federal Funds	FY 2012 Matching Funds	FY 2013 Federal Funds	FY 2013 Matching Funds	FY 2014 Federal Funds	FY 2014 Matching Funds	Estimated Project Total
CON											\$0
OTH	\$1,167	\$584	\$1,167	\$584	\$1,167	\$584	\$1,167	\$584	\$1,167	\$584	\$8,755
PE											\$0
PP											\$0
ROW											\$0
Totals	\$1,167	\$584	\$1,167	\$584	\$1,167	\$584	\$1,167	\$584	\$1,167	\$584	\$8,755

Bus & Rail System Preservation & Improvement

TIP Id #	40-0015-64	Year of Operation	Ongoing
Agency	MTA - Transit	Project Type	Preservation and improvements
Project Category	Transit	Functional Class	NA
Conformity Status	Exempt	Physical Data	NA
CIP/CTP Page#	Multiple		

Description	Justification
Rehabilitate bus, light rail, and Metro facilities, including operating division, MTA offices, park-and-ride lots and bus turnarounds. This is a continuing project including miscellaneous Mobility, Metro and Light Rail Improvements, Metro Bridge and Elevated Structure and Tunnel Rehabilitation, Metro Yearly Testing and Repair, Light Rail Bridge Rehabilitation and Preservation and Bus Lifts. Stand Alone projects included are Metro Train Control Elements and Systems, Metro Interlocking Renewal and Light Rail Installation.	To improve service and safety and assure the preservation of the bus, light rail, and Metro system. * Supports regional M&O initiatives.

Section 5307 Urbanized Area Formula Program (funding for operating projects)

Phase	Previous Requests		Annual Element		Federal Funding Requests						Project Totals
	Previous Federal Funds	Previous Matching Funds	FY 2011 Federal Funds	FY 2011 Matching Funds	FY 2012 Federal Funds	FY 2012 Matching Funds	FY 2013 Federal Funds	FY 2013 Matching Funds	FY 2014 Federal Funds	FY 2014 Matching Funds	Estimated Project Total
CON	\$12,016	\$3,004	\$6,704	\$1,676	\$2,763	\$691	\$5,639	\$1,410	\$5,986	\$1,497	\$41,386
OTH											\$0
PE											\$0
PP											\$0
ROW											\$0
Totals	\$12,016	\$3,004	\$6,704	\$1,676	\$2,763	\$691	\$5,639	\$1,410	\$5,986	\$1,497	\$41,386

Section 5309 Capital Program (capital funding for fixed guideway modernization projects)

Phase	Previous Requests		Annual Element		Federal Funding Requests						Project Totals
	Previous Federal Funds	Previous Matching Funds	FY 2011 Federal Funds	FY 2011 Matching Funds	FY 2012 Federal Funds	FY 2012 Matching Funds	FY 2013 Federal Funds	FY 2013 Matching Funds	FY 2014 Federal Funds	FY 2014 Matching Funds	Estimated Project Total
CON	\$2,878	\$720	\$5,389	\$1,347	\$4,264	\$1,066	\$3,948	\$987	\$7,108	\$1,777	\$29,484
OTH											\$0
PE											\$0
PP											\$0
ROW											\$0
Totals	\$2,878	\$720	\$5,389	\$1,347	\$4,264	\$1,066	\$3,948	\$987	\$7,108	\$1,777	\$29,484

Small Urban Transit Systems - Operating Assistance

TIP Id #	40-0104-61	Year of Operation	Ongoing
Agency	MTA - Transit	Project Type	Operating assistance
Project Category	Transit	Functional Class	NA
Conformity Status	Exempt	Physical Data	NA
CIP/CTP Page#	NONE		

Description	Justification
Operating assistance to small urban transit systems throughout the Baltimore region. Transit agencies eligible for funding include Carroll Transit Service and Harford Transit.	Operating assistance will enable transportation systems to finance operation of their services including administrative expenses and augment local funds by financing net operating deficits.

Section 5307 Urbanized Area Formula Program (funding for operating projects)

Phase	Previous Requests		Annual Element		Federal Funding Requests						Project Totals
	Previous Federal Funds	Previous Matching Funds	FY 2011 Federal Funds	FY 2011 Matching Funds	FY 2012 Federal Funds	FY 2012 Matching Funds	FY 2013 Federal Funds	FY 2013 Matching Funds	FY 2014 Federal Funds	FY 2014 Matching Funds	Estimated Project Total
CON											\$0
OTH	\$425	\$213	\$425	\$213	\$425	\$213	\$425	\$213	\$425	\$213	\$3,190
PE											\$0
PP											\$0
ROW											\$0
Totals	\$425	\$213	\$425	\$213	\$425	\$213	\$425	\$213	\$425	\$213	\$3,190

New Freedom Program

TIP Id #	40-0801-69	Year of Operation	Ongoing
Agency	MTA - Transit	Project Type	Other
Project Category	Transit	Functional Class	NA
Conformity Status	Exempt	Physical Data	NA
CIP/CTP Page#	None		

Description	Justification
SAFETEA-LU legislation created a new funding program called the New Freedom Program. This program is to support projects that provide transportation services to the disabled community beyond those mandated by federal ADA regulations.	Funding is needed to support projects specifically providing services to the disabled community. Statewide Planning document is needed which identifies specific needs consistent with New Freedom Program goals.

Section 5317 New Freedom Program

Phase	Previous Requests		Annual Element		Federal Funding Requests						Project Totals
	Previous Federal Funds	Previous Matching Funds	FY 2011 Federal Funds	FY 2011 Matching Funds	FY 2012 Federal Funds	FY 2012 Matching Funds	FY 2013 Federal Funds	FY 2013 Matching Funds	FY 2014 Federal Funds	FY 2014 Matching Funds	Estimated Project Total
CON											\$0
OTH	\$791	\$396	\$791	\$396	\$791	\$396	\$791	\$396	\$791	\$396	\$5,935
PE											\$0
PP											\$0
ROW											\$0
Totals	\$791	\$396	\$791	\$396	\$791	\$396	\$791	\$396	\$791	\$396	\$5,935

Light Rail Mid-Life Overhaul

TIP Id #	40-1001-64	Year of Operation	2013
Agency	MTA - Transit	Project Type	Preservation and improvements
Project Category	Transit	Functional Class	NA
Conformity Status	Exempt	Physical Data	NA
CIP/CTP Page#	1153/1346		

Description	Justification
Plan and design of the facilitation of maintenance objectives for the Light Rail vehicle fleet: perform a 15-year inspection of the major and sub-assemblies of the original 35-vehicle LRV fleet, identify and remedy any and all obsolete parts issues, overhaul the major and sub-assemblies on the LRVs according to manufacturer recommendations in the preventive maintenance manual and facilitate any modifications deemed necessary by engineering or OEM for 15-year maintenance. Vehicles will be placed back in service starting in 2013.	<p>Project will allow MTA to use federal funds while addressing numerous components which are seriously deteriorated and technology outdated.</p> <p>* Could serve to improve conditions for bicycling and/or walking per approved local, regional and/or statewide bicycle and pedestrian planning documents.</p>

Section 5307 Urbanized Area Formula Program (funding for capital projects)

Phase	Previous Requests		Annual Element		Federal Funding Requests						Project Totals
	Previous Federal Funds	Previous Matching Funds	FY 2011 Federal Funds	FY 2011 Matching Funds	FY 2012 Federal Funds	FY 2012 Matching Funds	FY 2013 Federal Funds	FY 2013 Matching Funds	FY 2014 Federal Funds	FY 2014 Matching Funds	Estimated Project Total
CON			\$6,832	\$1,708	\$10,098	\$2,525	\$7,485	\$1,871	\$13,073	\$3,268	\$46,860
OTH											\$0
PE											\$0
PP											\$0
ROW											\$0
Totals	\$0	\$0	\$6,832	\$1,708	\$10,098	\$2,525	\$7,485	\$1,871	\$13,073	\$3,268	\$46,860

Section 5309 Capital Program (capital funding for fixed guideway modernization projects)

Phase	Previous Requests		Annual Element		Federal Funding Requests						Project Totals
	Previous Federal Funds	Previous Matching Funds	FY 2011 Federal Funds	FY 2011 Matching Funds	FY 2012 Federal Funds	FY 2012 Matching Funds	FY 2013 Federal Funds	FY 2013 Matching Funds	FY 2014 Federal Funds	FY 2014 Matching Funds	Estimated Project Total
CON	\$2,041	\$510	\$2,965	\$741	\$8,250	\$2,063	\$10,086	\$2,522	\$1,746	\$437	\$31,361
OTH											\$0
PE	\$864	\$216									\$1,080
PP											\$0
ROW											\$0
Totals	\$2,905	\$726	\$2,965	\$741	\$8,250	\$2,063	\$10,086	\$2,522	\$1,746	\$437	\$32,441

Congestion Mitigation and Air Quality

Phase	Previous Requests		Annual Element		Federal Funding Requests						Project Totals
	Previous Federal Funds	Previous Matching Funds	FY 2011 Federal Funds	FY 2011 Matching Funds	FY 2012 Federal Funds	FY 2012 Matching Funds	FY 2013 Federal Funds	FY 2013 Matching Funds	FY 2014 Federal Funds	FY 2014 Matching Funds	Estimated Project Total
CON	\$1,198	\$300	\$3,610	\$903	\$8,857	\$2,214					\$17,082
OTH											\$0
PE											\$0
PP											\$0
ROW											\$0
Totals	\$1,198	\$300	\$3,610	\$903	\$8,857	\$2,214	\$0	\$0	\$0	\$0	\$17,082

Left blank intentionally