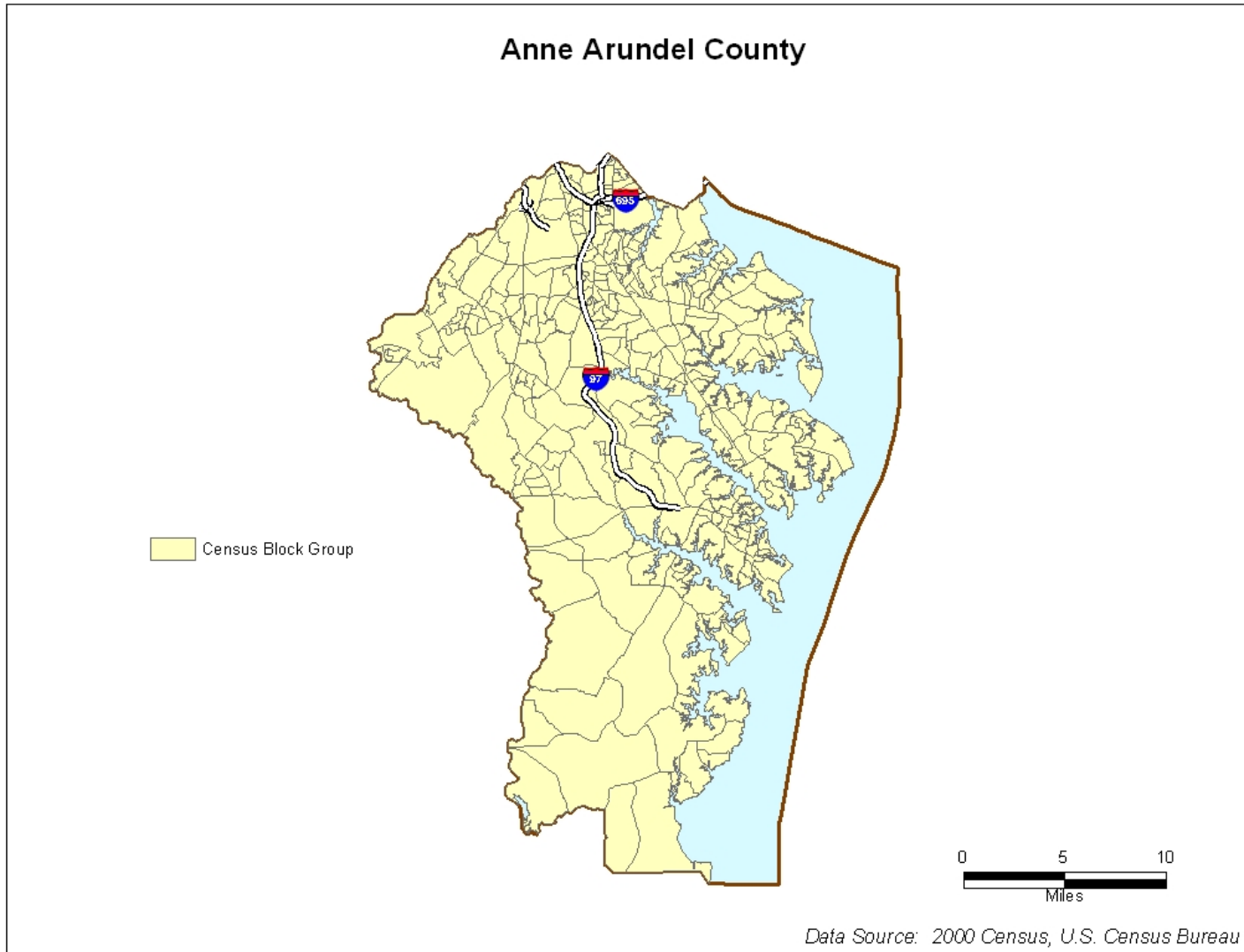


State Highway Administration

Anne Arundel County



MD 295: I-695 to I-195

TIP Id #	61-0501-41	Year of Operation	2011
Agency	State Highway Administration	Project Type	Roadway widening
Project Category	Highway Capacity	Functional Class	Freeway
Conformity Status	Not Exempt	Physical Data	1.5 miles / 4-lane divided highway
CIP/CTP Page#	AA3511		

Description	Justification
Widen MD 295 from 4 to 6 lanes from I-695 (Baltimore Beltway) to I-195.	This project will ease growing congestion and improve access to one of the State's economic engines, the Baltimore-Washington International Thurgood Marshall Airport.

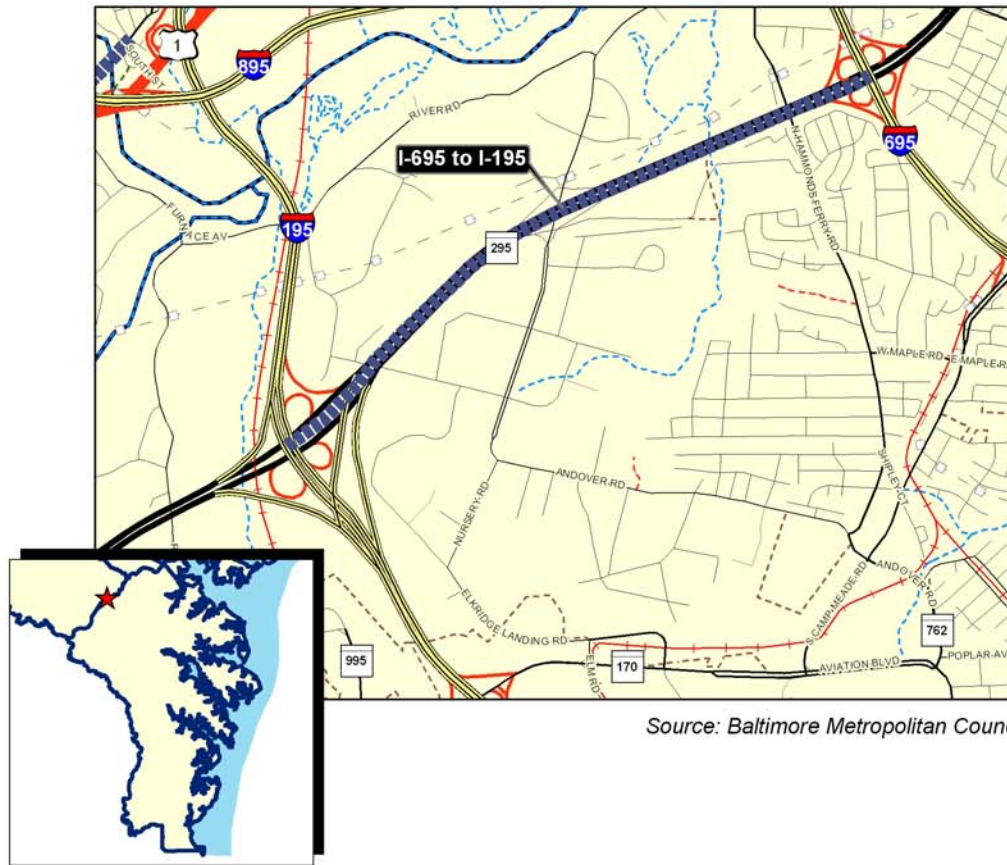
Section 1702 High Priority Project

Phase	Previous Requests		Annual Element		Federal Funding Requests						Project Totals
	Previous Federal Funds	Previous Matching Funds	FY 2010 Federal Funds	FY 2010 Matching Funds	FY 2011 Federal Funds	FY 2011 Matching Funds	FY 2012 Federal Funds	FY 2012 Matching Funds	FY 2013 Federal Funds	FY 2013 Matching Funds	Estimated Project Total
CON	\$1,782	\$519	\$2,789	\$775	\$422	\$114					\$6,401
OTH											\$0
PE											\$0
PP											\$0
ROW											\$0
Totals	\$1,782	\$519	\$2,789	\$775	\$422	\$114	\$0	\$0	\$0	\$0	\$6,401

National Highway System

Phase	Previous Requests		Annual Element		Federal Funding Requests						Project Totals
	Previous Federal Funds	Previous Matching Funds	FY 2010 Federal Funds	FY 2010 Matching Funds	FY 2011 Federal Funds	FY 2011 Matching Funds	FY 2012 Federal Funds	FY 2012 Matching Funds	FY 2013 Federal Funds	FY 2013 Matching Funds	Estimated Project Total
CON	\$699	\$26	\$873	\$12	\$2,416	\$497					\$4,523
OTH											\$0
PE	\$1,190	\$298									\$1,488
PP											\$0
ROW											\$0
Totals	\$1,889	\$324	\$873	\$12	\$2,416	\$497	\$0	\$0	\$0	\$0	\$6,011

MD 295: I-695 to I-195



Source: Baltimore Metropolitan Council

MD 175: MD 295 to MD 170

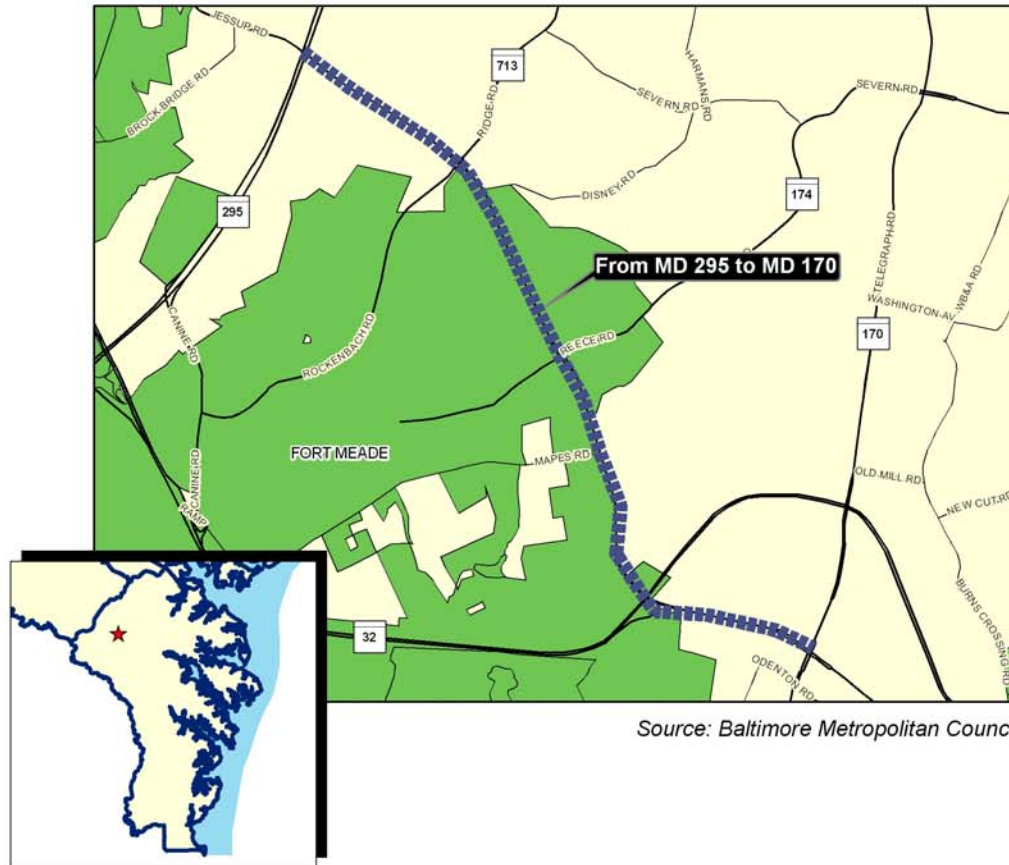
TIP Id #	61-0605-41	Year of Operation	n/a
Agency	State Highway Administration	Project Type	Roadway widening
Project Category	Highway Capacity	Functional Class	Minor arterial
Conformity Status	Exempt	Physical Data	2-4 lanes to 6-lane divided; 5.2 miles
CIP/CTP Page#	AA4361		

Description	Justification
This study will identify traffic flow improvements on MD 175 from MD 295 to MD 170, including a potential interchange at Reece Road. Bicycle and pedestrian accommodations will be provided where appropriate.	This project would address current and future congestion along MD 175 and will improve access to Fort Meade.

Section 1702 High Priority Project

Phase	Previous Requests		Annual Element		Federal Funding Requests						Project Totals
	Previous Federal Funds	Previous Matching Funds	FY 2010 Federal Funds	FY 2010 Matching Funds	FY 2011 Federal Funds	FY 2011 Matching Funds	FY 2012 Federal Funds	FY 2012 Matching Funds	FY 2013 Federal Funds	FY 2013 Matching Funds	Estimated Project Total
CON											\$0
OTH											\$0
PE	\$19	\$6	\$780	\$220	\$780	\$220	\$780	\$220	\$3,563	\$1,005	\$7,593
PP	\$1,790	\$505	\$160	\$45							\$2,500
ROW											\$0
Totals	\$1,809	\$511	\$940	\$265	\$780	\$220	\$780	\$220	\$3,563	\$1,005	\$10,093

MD 175: MD 295 to MD 170



2010 - 2013 Transportation Improvement Program

State Highway Administration

Highway Preservation

MD 295: MD 100 to I-195

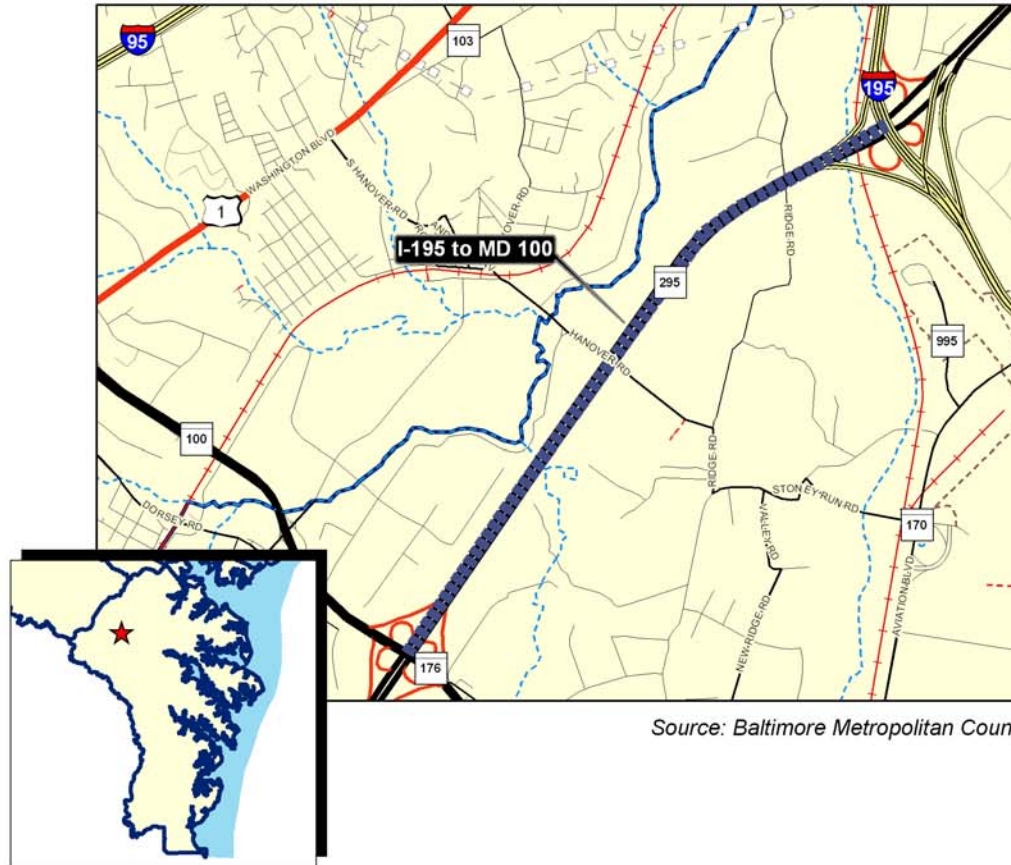
TIP Id #	61-0505-19	Year of Operation	n/a
Agency	State Highway Administration	Project Type	Other
Project Category	Highway Preservation	Functional Class	Freeway
Conformity Status	Exempt	Physical Data	4 lanes to 6 lanes; 3.3 miles
CIP/CTP Page#	AA3721		

Description	Justification
Study to widen MD 295 from 4 to 6 lanes from MD 100 to I-195 including an interchange at Hanover Road and improvements to Hanover Road from the CSX railroad tracks in Howard County to MD 170.	This project would help ease congestion and improve access to one of the State's economic engines, the Baltimore-Washington International Thurgood Marshall Airport.

National Highway System

Phase	Previous Requests		Annual Element		Federal Funding Requests						Project Totals
	Previous Federal Funds	Previous Matching Funds	FY 2010 Federal Funds	FY 2010 Matching Funds	FY 2011 Federal Funds	FY 2011 Matching Funds	FY 2012 Federal Funds	FY 2012 Matching Funds	FY 2013 Federal Funds	FY 2013 Matching Funds	Estimated Project Total
CON											\$0
OTH											\$0
PE											\$0
PP	\$1,840	\$460	\$160	\$40							\$2,500
ROW											\$0
Totals	\$1,840	\$460	\$160	\$40	\$0	\$0	\$0	\$0	\$0	\$0	\$2,500

MD 295: I-195 to MD 100

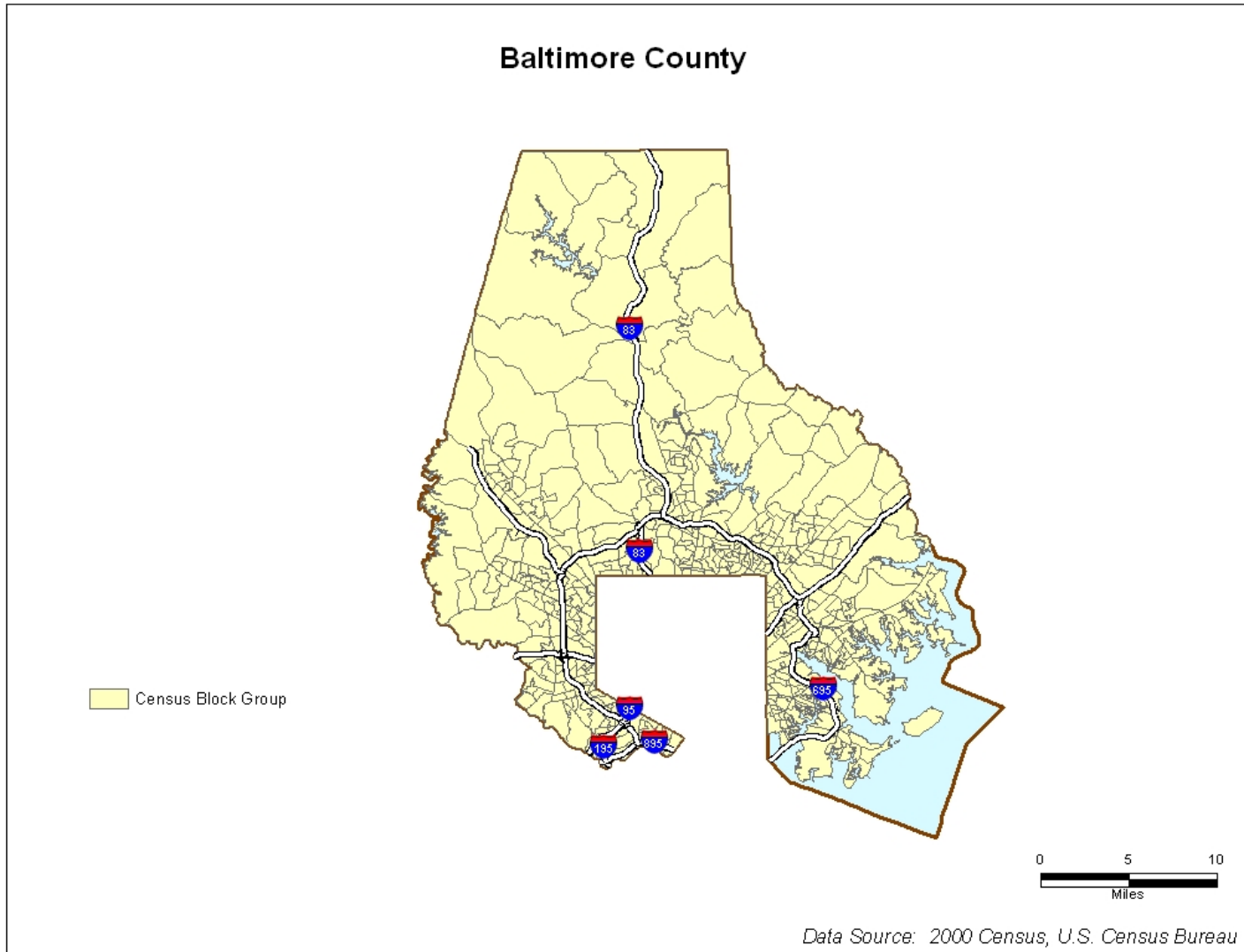


Source: Baltimore Metropolitan Council

Left blank intentionally

State Highway Administration

Baltimore County



I-695: I-95 (SW) to MD 122

TIP Id #	63-0601-41	Year of Operation	n/a
Agency	State Highway Administration	Project Type	Roadway widening
Project Category	Highway Capacity	Functional Class	Interstate
Conformity Status	Exempt	Physical Data	6-lanes to 8-lanes; 5.7 miles
CIP/CTP Page#	AW7581		

Description	Justification
Study to upgrade existing I-695 to an 8-lane freeway from I-95 to MD 122 (Security Boulevard).	This project would study how to provide additional capacity and improve operations and safety on this segment of I-695.

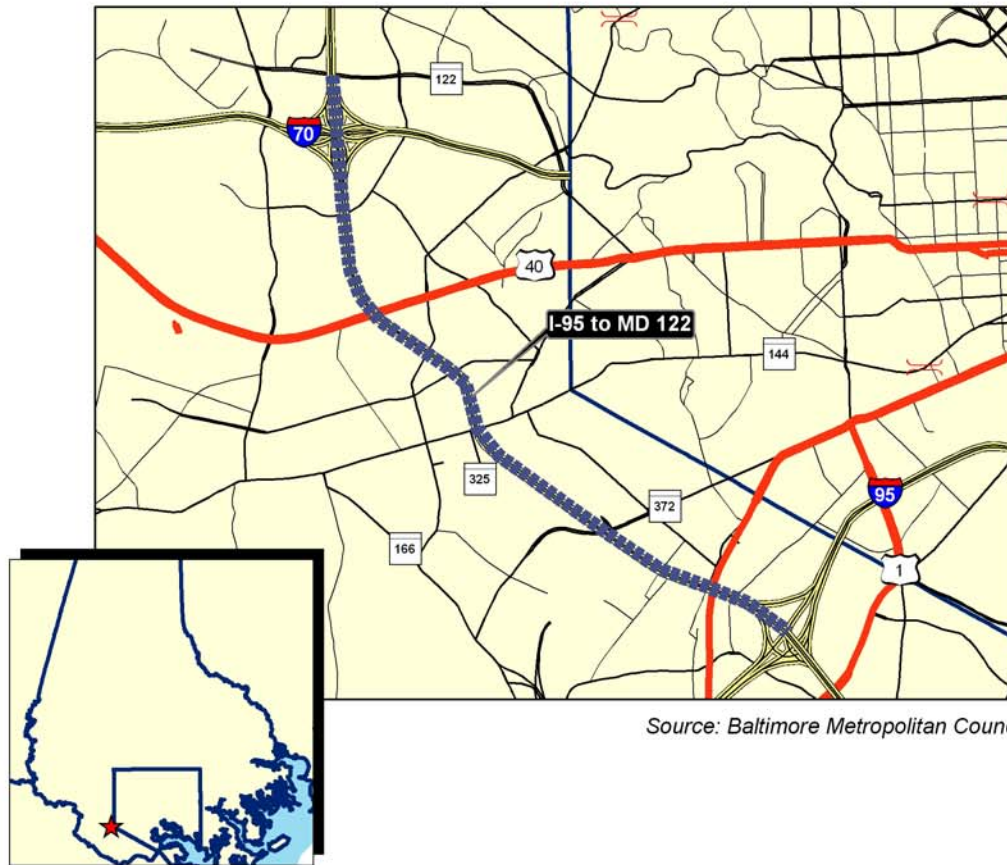
Section 1702 High Priority Project

Phase	Previous Requests		Annual Element		Federal Funding Requests						Project Totals
	Previous Federal Funds	Previous Matching Funds	FY 2010 Federal Funds	FY 2010 Matching Funds	FY 2011 Federal Funds	FY 2011 Matching Funds	FY 2012 Federal Funds	FY 2012 Matching Funds	FY 2013 Federal Funds	FY 2013 Matching Funds	Estimated Project Total
CON											\$0
OTH											\$0
PE	\$1,545	\$436	\$701	\$198							\$2,880
PP											\$0
ROW	\$390	\$110	\$608	\$172	\$195	\$55					\$1,530
Totals	\$1,935	\$546	\$1,309	\$370	\$195	\$55	\$0	\$0	\$0	\$0	\$4,410

Interstate Maintenance

Phase	Previous Requests		Annual Element		Federal Funding Requests						Project Totals
	Previous Federal Funds	Previous Matching Funds	FY 2010 Federal Funds	FY 2010 Matching Funds	FY 2011 Federal Funds	FY 2011 Matching Funds	FY 2012 Federal Funds	FY 2012 Matching Funds	FY 2013 Federal Funds	FY 2013 Matching Funds	Estimated Project Total
CON											\$0
OTH											\$0
PE	\$6,924	\$3,261	\$643	\$275							\$11,103
PP											\$0
ROW											\$0
Totals	\$6,924	\$3,261	\$643	\$275	\$0	\$0	\$0	\$0	\$0	\$0	\$11,103

I-695: I-95 (SW) to MD 122



I-795: Dolfield Road Interchange

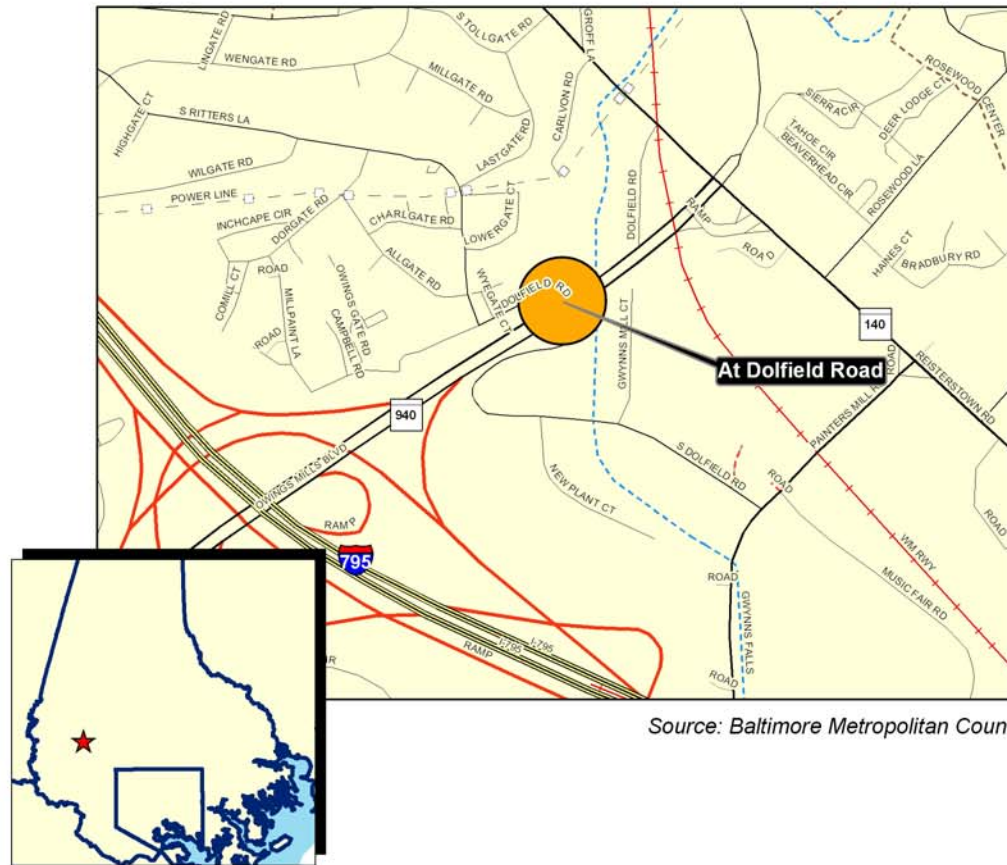
TIP Id #	63-0803-46	Year of Operation	n/a
Agency	State Highway Administration	Project Type	New interchange
Project Category	Highway Capacity	Functional Class	Interstate
Conformity Status	Exempt	Physical Data	NA
CIP/CTP Page#	BA4511		

Description	Justification
Study to develop interchange options at Dolfield Road.	This project would provide improved access to the planned growth corridor along Red Run Boulevard.

Interstate Maintenance

Phase	Previous Requests		Annual Element		Federal Funding Requests						Project Totals
	Previous Federal Funds	Previous Matching Funds	FY 2010 Federal Funds	FY 2010 Matching Funds	FY 2011 Federal Funds	FY 2011 Matching Funds	FY 2012 Federal Funds	FY 2012 Matching Funds	FY 2013 Federal Funds	FY 2013 Matching Funds	Estimated Project Total
CON											\$0
OTH											\$0
PE											\$0
PP	\$1,013	\$112	\$675	\$75							\$1,875
ROW											\$0
Totals	\$1,013	\$112	\$675	\$75	\$0	\$0	\$0	\$0	\$0	\$0	\$1,875

I-795: Dolfield Road Interchange



Source: Baltimore Metropolitan Council

I-695: I-83 (JFX) to I-95

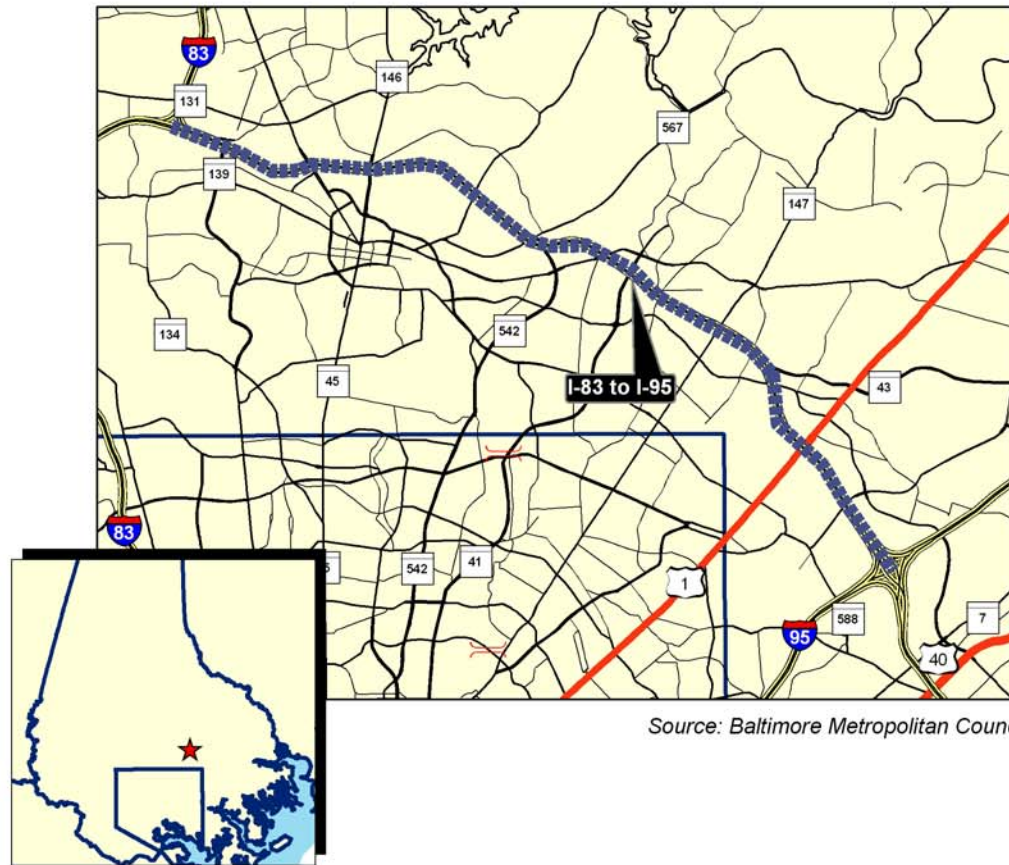
TIP Id #	63-9305-41	Year of Operation	n/a
Agency	State Highway Administration	Project Type	Roadway widening
Project Category	Highway Capacity	Functional Class	Interstate
Conformity Status	Exempt	Physical Data	6-lanes to 8-lanes; 11.4 miles
CIP/CTP Page#	BA6351		

Description	Justification
Study to upgrade existing I-695 to an 8-lane freeway from I-83 (JFX) to I-95.	This project would study how to provide additional capacity and improve operations and safety of this segment of I-695.

Interstate Maintenance

Phase	Previous Requests		Annual Element		Federal Funding Requests						Project Totals
	Previous Federal Funds	Previous Matching Funds	FY 2010 Federal Funds	FY 2010 Matching Funds	FY 2011 Federal Funds	FY 2011 Matching Funds	FY 2012 Federal Funds	FY 2012 Matching Funds	FY 2013 Federal Funds	FY 2013 Matching Funds	Estimated Project Total
CON											\$0
OTH											\$0
PE	\$3,595	\$2,228	\$286	\$412							\$6,521
PP	\$1,061	\$1,515									\$2,576
ROW	\$17	\$22									\$39
Totals	\$4,673	\$3,765	\$286	\$412	\$0	\$0	\$0	\$0	\$0	\$0	\$9,136

I-695: I-83 (JFX) to I-95



Source: Baltimore Metropolitan Council

I-695: Bridge at MD 139

TIP Id #	63-0801-13	Year of Operation	2012
Agency	State Highway Administration	Project Type	Bridge repair/deck replacement
Project Category	Highway Preservation	Functional Class	Interstate
Conformity Status	Not Exempt	Physical Data	NA
CIP/CTP Page#	BA977A		

Description	Justification
Replace existing bridge at MD 139 (Charles Street).	The existing bridge is deteriorated and in need of replacement. The new bridge will be designed to accommodate the future widening of the Baltimore Beltway. This is a breakout of TIP # 63-9305-41 (I-695, from I-83 to I-95). BRR funds not entered here. All BRR funding accounted for in Areawide TIP# 60-9310-13.

Section 1702 High Priority Project

Phase	Previous Requests		Annual Element		Federal Funding Requests						Project Totals
	Previous Federal Funds	Previous Matching Funds	FY 2010 Federal Funds	FY 2010 Matching Funds	FY 2011 Federal Funds	FY 2011 Matching Funds	FY 2012 Federal Funds	FY 2012 Matching Funds	FY 2013 Federal Funds	FY 2013 Matching Funds	Estimated Project Total
CON	\$84	\$24									\$108
OTH											\$0
PE	\$1,534	\$433	\$2,174	\$613							\$4,754
PP											\$0
ROW											\$0
Totals	\$1,618	\$457	\$2,174	\$613	\$0	\$0	\$0	\$0	\$0	\$0	\$4,862

Interstate Maintenance

Phase	Previous Requests		Annual Element		Federal Funding Requests						Project Totals
	Previous Federal Funds	Previous Matching Funds	FY 2010 Federal Funds	FY 2010 Matching Funds	FY 2011 Federal Funds	FY 2011 Matching Funds	FY 2012 Federal Funds	FY 2012 Matching Funds	FY 2013 Federal Funds	FY 2013 Matching Funds	Estimated Project Total
CON	\$761	\$85	\$1,800	\$2,000	\$1,466	\$163					\$6,275
OTH											\$0
PE											\$0
PP											\$0
ROW											\$0
Totals	\$761	\$85	\$1,800	\$2,000	\$1,466	\$163	\$0	\$0	\$0	\$0	\$6,275

I-695: Bridge at MD 139

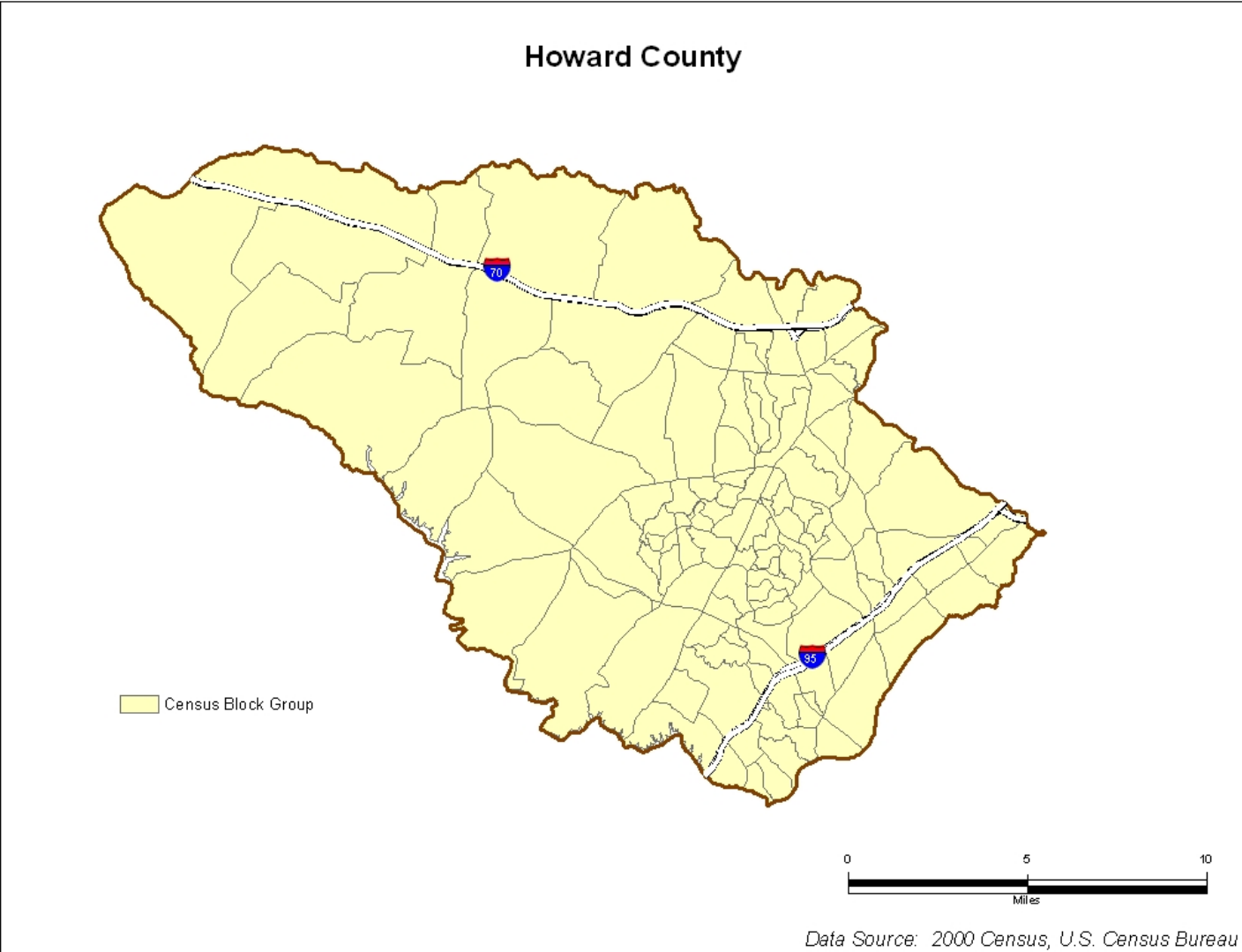


Source: Baltimore Metropolitan Council

Left blank intentionally

State Highway Administration

Howard County



US 1: Baltimore Co. to Prince George's Co. Line

TIP Id #	66-0501-19	Year of Operation	n/a
Agency	State Highway Administration	Project Type	Other
Project Category	Highway Preservation	Functional Class	Principal arterial
Conformity Status	Exempt	Physical Data	11.0 miles / 4-lanes
CIP/CTP Page#	H03321		

Description	Justification
Study of potential improvements along the US 1 corridor from the Prince George's County Line to the Baltimore County Line, including potential interchange improvements at MD 175, Guilford and Corridor Roads.	Howard County rezoned the entire US 1 corridor and completed a Corridor Revitalization Study which identified several needed improvements along US 1. This study will address the impacts of the rezoning and the Study on the US 1 corridor.

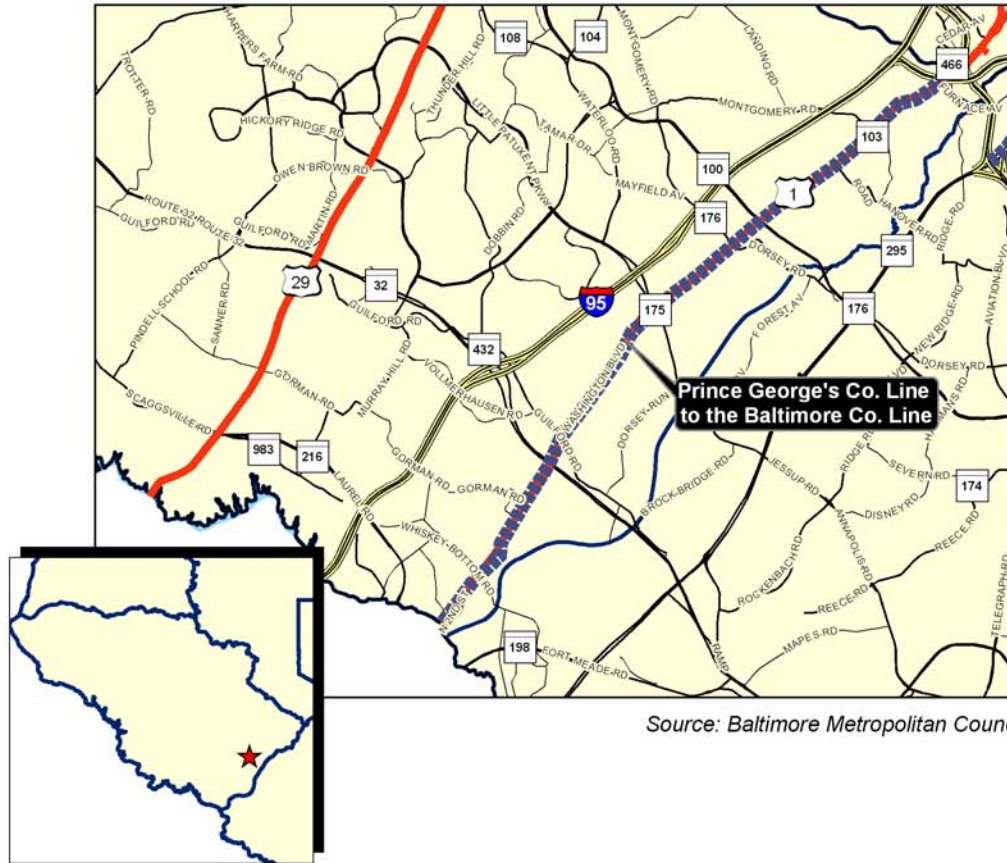
Section 1702 High Priority Project

Phase	Previous Requests		Annual Element		Federal Funding Requests						Project Totals
	Previous Federal Funds	Previous Matching Funds	FY 2010 Federal Funds	FY 2010 Matching Funds	FY 2011 Federal Funds	FY 2011 Matching Funds	FY 2012 Federal Funds	FY 2012 Matching Funds	FY 2013 Federal Funds	FY 2013 Matching Funds	Estimated Project Total
CON											\$0
OTH											\$0
PE											\$0
PP	\$453	\$128	\$195	\$55	\$151	\$43					\$1,025
ROW											\$0
Totals	\$453	\$128	\$195	\$55	\$151	\$43	\$0	\$0	\$0	\$0	\$1,025

Surface Transportation Program

Phase	Previous Requests		Annual Element		Federal Funding Requests						Project Totals
	Previous Federal Funds	Previous Matching Funds	FY 2010 Federal Funds	FY 2010 Matching Funds	FY 2011 Federal Funds	FY 2011 Matching Funds	FY 2012 Federal Funds	FY 2012 Matching Funds	FY 2013 Federal Funds	FY 2013 Matching Funds	Estimated Project Total
CON											\$0
OTH											\$0
PE											\$0
PP	\$200	\$25									\$225
ROW											\$0
Totals	\$200	\$25	\$0	\$0	\$0	\$0	\$0	\$0	\$0	\$0	\$225

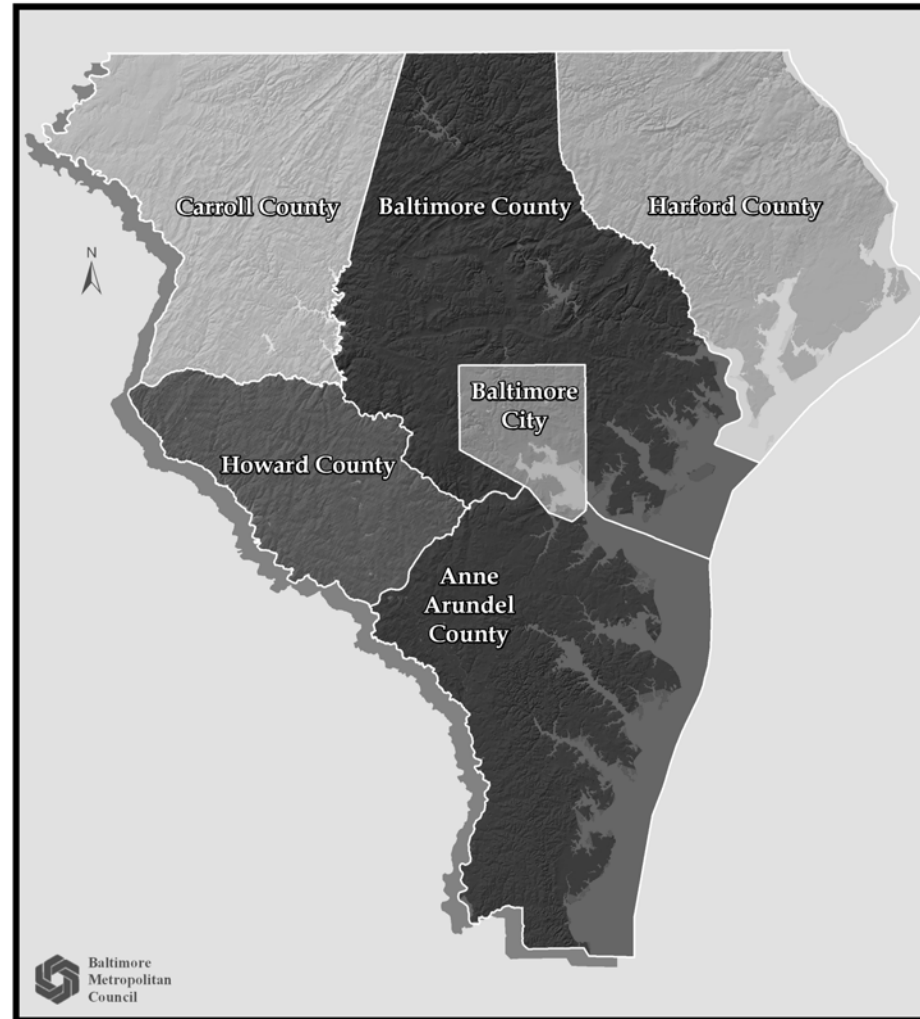
US 1: Baltimore Co. Line to Prince George's Co. Line



Source: Baltimore Metropolitan Council

State Highway Administration

Regional



Areawide Enhancement Projects

TIP Id #	60-9903-29	Year of Operation	Ongoing
Agency	State Highway Administration	Project Type	Other
Project Category	Enhancement Program	Functional Class	NA
Conformity Status	Exempt	Physical Data	NA
CIP/CTP Page#	A-22		

Description	Justification
<p>Enhancement Program projects include: pedestrian/bicycle facilities; acquisition of scenic easements and historic sites; scenic/historic highway programs; landscaping/beautification; historic preservation; rehabilitation/operation of historic transportation facilities, including railroad facilities and canals; preservation of abandoned railway corridors; archeological planning/research; and mitigation of water pollution due to highway runoff.</p> <p>Funding level is represented as 37% of statewide level as shown in CTP. Match to provided by project sponsors.</p>	<p>Transportation enhancements are projects which add community and environmental value to the transportation system.</p>

Enhancement Funds under STP

Phase	Previous Requests		Annual Element		Federal Funding Requests						Project Totals
	Previous Federal Funds	Previous Matching Funds	FY 2010 Federal Funds	FY 2010 Matching Funds	FY 2011 Federal Funds	FY 2011 Matching Funds	FY 2012 Federal Funds	FY 2012 Matching Funds	FY 2013 Federal Funds	FY 2013 Matching Funds	Estimated Project Total
CON	\$3,200	\$800	\$3,200	\$800	\$3,100	\$775	\$3,100	\$775	\$3,150	\$788	\$19,688
OTH											\$0
PE											\$0
PP											\$0
ROW											\$0
Totals	\$3,200	\$800	\$3,200	\$800	\$3,100	\$775	\$3,100	\$775	\$3,150	\$788	\$19,688

Areawide Environmental Projects

TIP Id #	60-9506-38	Year of Operation	Ongoing
Agency	State Highway Administration	Project Type	Environmental other
Project Category	Environmental/Safety	Functional Class	NA
Conformity Status	Exempt	Physical Data	NA
CIP/CTP Page#	A-22		

Description	Justification
There are non-capacity improvements which include projects dealing with noise abatement, wetlands, reforestation, landscape planting, scenic beautification, and pedestrian or bicycle facilities. Funding level is represented as 37% of statewide level as shown in CTP.	Will restore important wetlands, enhance the surrounding environment and community, and reduce noise impacts.

National Highway System

Phase	Previous Requests		Annual Element		Federal Funding Requests						Project Totals
	Previous Federal Funds	Previous Matching Funds	FY 2010 Federal Funds	FY 2010 Matching Funds	FY 2011 Federal Funds	FY 2011 Matching Funds	FY 2012 Federal Funds	FY 2012 Matching Funds	FY 2013 Federal Funds	FY 2013 Matching Funds	Estimated Project Total
CON	\$3,000	\$750	\$2,700	\$675	\$100	\$25					\$7,250
OTH											\$0
PE											\$0
PP											\$0
ROW											\$0
Totals	\$3,000	\$750	\$2,700	\$675	\$100	\$25	\$0	\$0	\$0	\$0	\$7,250

Surface Transportation Program

Phase	Previous Requests		Annual Element		Federal Funding Requests						Project Totals
	Previous Federal Funds	Previous Matching Funds	FY 2010 Federal Funds	FY 2010 Matching Funds	FY 2011 Federal Funds	FY 2011 Matching Funds	FY 2012 Federal Funds	FY 2012 Matching Funds	FY 2013 Federal Funds	FY 2013 Matching Funds	Estimated Project Total
CON	\$4,100	\$1,025	\$4,000	\$1,000	\$3,800	\$950	\$2,400	\$600	\$2,300	\$575	\$20,750
OTH											\$0
PE											\$0
PP											\$0
ROW											\$0
Totals	\$4,100	\$1,025	\$4,000	\$1,000	\$3,800	\$950	\$2,400	\$600	\$2,300	\$575	\$20,750

Areawide Recreational Trails Program

TIP Id #	60-0101-38	Year of Operation	Ongoing
Agency	State Highway Administration	Project Type	Environmental other
Project Category	Environmental/Safety	Functional Class	NA
Conformity Status	Exempt	Physical Data	NA
CIP/CTP Page#	A-22		

Description	Justification
<p>The Recreational Trails Program is intended to develop and maintain recreational trails for motorized and non-motorized recreational trail users. It includes projects that provide for the redesign, reconstruction, non-routine maintenance, or relocation of recreational trails to benefit the natural environment.</p> <p>Funding level is represented as 37% of statewide level as shown in CTP. Match to be provided by project sponsors.</p>	<p>These projects will provide environmental enhancement, protection and safety related to the use of recreational trails.</p>

Recreational Trails Program

Phase	Previous Requests		Annual Element		Federal Funding Requests						Project Totals
	Previous Federal Funds	Previous Matching Funds	FY 2010 Federal Funds	FY 2010 Matching Funds	FY 2011 Federal Funds	FY 2011 Matching Funds	FY 2012 Federal Funds	FY 2012 Matching Funds	FY 2013 Federal Funds	FY 2013 Matching Funds	Estimated Project Total
CON	\$400	\$100	\$400	\$100	\$400	\$100					\$1,500
OTH											\$0
PE											\$0
PP											\$0
ROW											\$0
Totals	\$400	\$100	\$400	\$100	\$400	\$100	\$0	\$0	\$0	\$0	\$1,500

Areawide Congestion Management

TIP Id #	60-9504-04	Year of Operation	Ongoing
Agency	State Highway Administration	Project Type	Traffic engineering
Project Category	Emission Reduction Strategy	Functional Class	NA
Conformity Status	Exempt	Physical Data	NA
CIP/CTP Page#	A-22		

Description	Justification
<p>These improvements include the employment of variable message signs, video for traffic management (CCTV), traffic movement detectors, signal system coordination and remote timing, permanent congestion monitoring systems employed by the CHART program, deployment of local jurisdiction intelligent transportation system (ITS) projects, and the development of park and ride facilities.</p> <p>Funding level is represented as 37% of statewide level as shown in CTP.</p>	<p>These projects will improve safety and traffic flow operations on the existing highway system without major new construction. These projects will also save motorists time by allowing them to avoid traffic congestion. Some of the projects will reduce congestion through the use of ITS technology innovations in communication, advanced traffic management, traveler information, etc.</p> <p>*Supports regional M&O initiatives.</p>

Congestion Mitigation and Air Quality

Phase	Previous Requests		Annual Element		Federal Funding Requests						Project Totals
	Previous Federal Funds	Previous Matching Funds	FY 2010 Federal Funds	FY 2010 Matching Funds	FY 2011 Federal Funds	FY 2011 Matching Funds	FY 2012 Federal Funds	FY 2012 Matching Funds	FY 2013 Federal Funds	FY 2013 Matching Funds	Estimated Project Total
CON	\$400	\$100	\$2,100	\$525	\$2,100	\$525	\$1,500	\$375	\$1,350	\$338	\$9,313
OTH											\$0
PE											\$0
PP											\$0
ROW											\$0
Totals	\$400	\$100	\$2,100	\$525	\$2,100	\$525	\$1,500	\$375	\$1,350	\$338	\$9,313

National Highway System

Phase	Previous Requests		Annual Element		Federal Funding Requests						Project Totals
	Previous Federal Funds	Previous Matching Funds	FY 2010 Federal Funds	FY 2010 Matching Funds	FY 2011 Federal Funds	FY 2011 Matching Funds	FY 2012 Federal Funds	FY 2012 Matching Funds	FY 2013 Federal Funds	FY 2013 Matching Funds	Estimated Project Total
CON	\$2,000	\$500	\$2,100	\$525	\$2,100	\$525	\$1,500	\$375	\$1,350	\$338	\$11,313
OTH											\$0
PE											\$0
PP											\$0
ROW											\$0
Totals	\$2,000	\$500	\$2,100	\$525	\$2,100	\$525	\$1,500	\$375	\$1,350	\$338	\$11,313

Surface Transportation Program

Phase	Previous Requests		Annual Element		Federal Funding Requests						Project Totals
	Previous Federal Funds	Previous Matching Funds	FY 2010 Federal Funds	FY 2010 Matching Funds	FY 2011 Federal Funds	FY 2011 Matching Funds	FY 2012 Federal Funds	FY 2012 Matching Funds	FY 2013 Federal Funds	FY 2013 Matching Funds	Estimated Project Total
CON	\$100	\$25	\$100	\$25	\$100	\$25	\$100	\$25	\$100	\$25	\$625
OTH											\$0
PE											\$0
PP											\$0
ROW											\$0
Totals	\$100	\$25	\$100	\$25	\$100	\$25	\$100	\$25	\$100	\$25	\$625

Areawide Safety And Spot Improvements

TIP Id #	60-9508-19	Year of Operation	Ongoing
Agency	State Highway Administration	Project Type	Other
Project Category	Highway Preservation	Functional Class	NA
Conformity Status	Exempt	Physical Data	NA
CIP/CTP Page#	A-22		

Description	Justification
<p>These are non-capacity highway improvements which include projects dealing with bypass lanes, acceleration and deceleration lanes, turn lanes, rail crossings, safety improvements, pavement markers, and roundabouts. Other improvements such as slope repairs, drainage improvements, and joint sealings may be included incidental to other safety improvements.</p> <p>Funding level is represented as 37% of statewide level as shown in CTP.</p>	<p>Will improve safety and the flow of traffic, thereby reducing congestion and queuing.</p>

Interstate Maintenance

Phase	Previous Requests		Annual Element		Federal Funding Requests						Project Totals
	Previous Federal Funds	Previous Matching Funds	FY 2010 Federal Funds	FY 2010 Matching Funds	FY 2011 Federal Funds	FY 2011 Matching Funds	FY 2012 Federal Funds	FY 2012 Matching Funds	FY 2013 Federal Funds	FY 2013 Matching Funds	Estimated Project Total
CON	\$3,700	\$411	\$2,600	\$288	\$2,300	\$256	\$2,700	\$300	\$2,500	\$278	\$15,333
OTH											\$0
PE											\$0
PP											\$0
ROW											\$0
Totals	\$3,700	\$411	\$2,600	\$288	\$2,300	\$256	\$2,700	\$300	\$2,500	\$278	\$15,333

National Highway System

Phase	Previous Requests		Annual Element		Federal Funding Requests						Project Totals
	Previous Federal Funds	Previous Matching Funds	FY 2010 Federal Funds	FY 2010 Matching Funds	FY 2011 Federal Funds	FY 2011 Matching Funds	FY 2012 Federal Funds	FY 2012 Matching Funds	FY 2013 Federal Funds	FY 2013 Matching Funds	Estimated Project Total
CON	\$5,000	\$1,250	\$1,600	\$400	\$1,400	\$350	\$1,400	\$350	\$1,350	\$338	\$13,438
OTH											\$0
PE											\$0
PP											\$0
ROW											\$0
Totals	\$5,000	\$1,250	\$1,600	\$400	\$1,400	\$350	\$1,400	\$350	\$1,350	\$338	\$13,438

Other

Phase	Previous Requests		Annual Element		Federal Funding Requests						Project Totals
	Previous Federal Funds	Previous Matching Funds	FY 2010 Federal Funds	FY 2010 Matching Funds	FY 2011 Federal Funds	FY 2011 Matching Funds	FY 2012 Federal Funds	FY 2012 Matching Funds	FY 2013 Federal Funds	FY 2013 Matching Funds	Estimated Project Total
CON	\$4,600	\$512	\$1,300	\$145	\$3,400	\$378	\$2,400	\$267	\$1,750	\$195	\$14,947
OTH											\$0
PE											\$0
PP											\$0
ROW											\$0
Totals	\$4,600	\$512	\$1,300	\$145	\$3,400	\$378	\$2,400	\$267	\$1,750	\$195	\$14,947

Surface Transportation Program

Phase	Previous Requests		Annual Element		Federal Funding Requests						Project Totals
	Previous Federal Funds	Previous Matching Funds	FY 2010 Federal Funds	FY 2010 Matching Funds	FY 2011 Federal Funds	FY 2011 Matching Funds	FY 2012 Federal Funds	FY 2012 Matching Funds	FY 2013 Federal Funds	FY 2013 Matching Funds	Estimated Project Total
CON	\$14,900	\$3,725	\$12,700	\$3,175	\$12,700	\$3,175	\$12,100	\$3,175	\$10,600	\$2,650	\$78,900
OTH											\$0
PE											\$0
PP											\$0
ROW											\$0
Totals	\$14,900	\$3,725	\$12,700	\$3,175	\$12,700	\$3,175	\$12,100	\$3,175	\$10,600	\$2,650	\$78,900

Areawide Urban Reconstruction

TIP Id #	60-9511-19	Year of Operation	Ongoing
Agency	State Highway Administration	Project Type	Other
Project Category	Highway Preservation	Functional Class	NA
Conformity Status	Exempt	Physical Data	NA
CIP/CTP Page#	A-22		

Description	Justification
These are non-capacity highway improvements which include projects dealing with drainage, curb and gutter, pavement milling and resurfacing, streetscape, signs, and markings and lighting improvements. Funding level is represented as 37% of statewide level as shown in CTP.	Will improve safety and the flow of traffic, thereby reducing delay, queuing and congestion. This will also enhance the surrounding environment and community.

National Highway System

Phase	Previous Requests		Annual Element		Federal Funding Requests						Project Totals
	Previous Federal Funds	Previous Matching Funds	FY 2010 Federal Funds	FY 2010 Matching Funds	FY 2011 Federal Funds	FY 2011 Matching Funds	FY 2012 Federal Funds	FY 2012 Matching Funds	FY 2013 Federal Funds	FY 2013 Matching Funds	Estimated Project Total
CON	\$100	\$40	\$100	\$40	\$100	\$40	\$100	\$40	\$100	\$40	\$700
OTH											\$0
PE											\$0
PP											\$0
ROW											\$0
Totals	\$100	\$40	\$100	\$40	\$100	\$40	\$100	\$40	\$100	\$40	\$700

Surface Transportation Program

Phase	Previous Requests		Annual Element		Federal Funding Requests						Project Totals
	Previous Federal Funds	Previous Matching Funds	FY 2010 Federal Funds	FY 2010 Matching Funds	FY 2011 Federal Funds	FY 2011 Matching Funds	FY 2012 Federal Funds	FY 2012 Matching Funds	FY 2013 Federal Funds	FY 2013 Matching Funds	Estimated Project Total
CON	\$2,400	\$600	\$2,300	\$575	\$1,400	\$350	\$1,200	\$300	\$1,200	\$300	\$10,625
OTH											\$0
PE											\$0
PP											\$0
ROW											\$0
Totals	\$2,400	\$600	\$2,300	\$575	\$1,400	\$350	\$1,200	\$300	\$1,200	\$300	\$10,625

Areawide Bridge Replacement And Rehabilitation

TIP Id #	60-9310-13	Year of Operation	Ongoing
Agency	State Highway Administration	Project Type	Bridge repair/deck replacement
Project Category	Highway Preservation	Functional Class	NA
Conformity Status	Exempt	Physical Data	NA
CIP/CTP Page#	A-22		

Description	Justification
<p>These are non-capacity improvements which include structural replacements, deck rehabilitation, superstructure replacements, parapet reconstruction, cleaning and painting, and general maintenance on various state owned bridges as needed in Anne Arundel, Baltimore, Carroll, Harford and Howard counties. A portion of this project may be funded using STP for cleaning and painting.</p> <p>Funding level is represented as 37% of statewide level as shown in CTP.</p>	<p>Will preserve the existing structures, increase safety, and improve highway beautification.</p>

Bridge Replacement and Rehabilitation

Phase	Previous Requests		Annual Element		Federal Funding Requests						Project Totals
	Previous Federal Funds	Previous Matching Funds	FY 2010 Federal Funds	FY 2010 Matching Funds	FY 2011 Federal Funds	FY 2011 Matching Funds	FY 2012 Federal Funds	FY 2012 Matching Funds	FY 2013 Federal Funds	FY 2013 Matching Funds	Estimated Project Total
CON	\$16,000	\$4,000	\$17,800	\$4,450	\$15,700	\$3,925	\$14,800	\$3,700	\$14,450	\$3,613	\$98,438
OTH											\$0
PE											\$0
PP											\$0
ROW											\$0
Totals	\$16,000	\$4,000	\$17,800	\$4,450	\$15,700	\$3,925	\$14,800	\$3,700	\$14,450	\$3,613	\$98,438

Interstate Maintenance

Phase	Previous Requests		Annual Element		Federal Funding Requests						Project Totals
	Previous Federal Funds	Previous Matching Funds	FY 2010 Federal Funds	FY 2010 Matching Funds	FY 2011 Federal Funds	FY 2011 Matching Funds	FY 2012 Federal Funds	FY 2012 Matching Funds	FY 2013 Federal Funds	FY 2013 Matching Funds	Estimated Project Total
CON	\$200	\$23	\$200	\$23	\$200	\$23	\$100	\$23	\$150	\$17	\$959
OTH											\$0
PE											\$0
PP											\$0
ROW											\$0
Totals	\$200	\$23	\$200	\$23	\$200	\$23	\$100	\$23	\$150	\$17	\$959

National Highway System

Phase	Previous Requests		Annual Element		Federal Funding Requests						Project Totals
	Previous Federal Funds	Previous Matching Funds	FY 2010 Federal Funds	FY 2010 Matching Funds	FY 2011 Federal Funds	FY 2011 Matching Funds	FY 2012 Federal Funds	FY 2012 Matching Funds	FY 2013 Federal Funds	FY 2013 Matching Funds	Estimated Project Total
CON	\$300	\$75	\$400	\$100	\$300	\$75	\$300	\$75	\$300	\$75	\$2,000
OTH											\$0
PE											\$0
PP											\$0
ROW											\$0
Totals	\$300	\$75	\$400	\$100	\$300	\$75	\$300	\$75	\$300	\$75	\$2,000

Surface Transportation Program

Phase	Previous Requests		Annual Element		Federal Funding Requests						Project Totals
	Previous Federal Funds	Previous Matching Funds	FY 2010 Federal Funds	FY 2010 Matching Funds	FY 2011 Federal Funds	FY 2011 Matching Funds	FY 2012 Federal Funds	FY 2012 Matching Funds	FY 2013 Federal Funds	FY 2013 Matching Funds	Estimated Project Total
CON	\$500	\$125	\$600	\$150	\$500	\$125	\$500	\$125	\$450	\$113	\$3,188
OTH											\$0
PE											\$0
PP											\$0
ROW											\$0
Totals	\$500	\$125	\$600	\$150	\$500	\$125	\$500	\$125	\$450	\$113	\$3,188

Local Bridge

Phase	Previous Requests		Annual Element		Federal Funding Requests						Project Totals
	Previous Federal Funds	Previous Matching Funds	FY 2010 Federal Funds	FY 2010 Matching Funds	FY 2011 Federal Funds	FY 2011 Matching Funds	FY 2012 Federal Funds	FY 2012 Matching Funds	FY 2013 Federal Funds	FY 2013 Matching Funds	Estimated Project Total
CON	\$3,900	\$700	\$3,900	\$700	\$3,900	\$700	\$3,900	\$700	\$3,900	\$700	\$23,000
OTH											\$0
PE											\$0
PP											\$0
ROW											\$0
Totals	\$3,900	\$700	\$3,900	\$700	\$3,900	\$700	\$3,900	\$700	\$3,900	\$700	\$23,000

Special Obligation Authority for Bridges

Phase	Previous Requests		Annual Element		Federal Funding Requests						Project Totals
	Previous Federal Funds	Previous Matching Funds	FY 2010 Federal Funds	FY 2010 Matching Funds	FY 2011 Federal Funds	FY 2011 Matching Funds	FY 2012 Federal Funds	FY 2012 Matching Funds	FY 2013 Federal Funds	FY 2013 Matching Funds	Estimated Project Total
CON	\$2,300	\$400	\$4,900	\$800							\$8,400
OTH											\$0
PE											\$0
PP											\$0
ROW											\$0
Totals	\$2,300	\$400	\$4,900	\$800	\$0	\$0	\$0	\$0	\$0	\$0	\$8,400

Areawide Resurfacing And Rehabilitation

TIP Id #	60-9501-11	Year of Operation	Ongoing
Agency	State Highway Administration	Project Type	Road resurfacing/rehabilitation
Project Category	Highway Preservation	Functional Class	NA
Conformity Status	Exempt	Physical Data	NA
CIP/CTP Page#	A-22		

Description	Justification
<p>These are non-capacity improvements which include milling, patching, sealing, and resurfacing existing deteriorated state roadways in Anne Arundel, Baltimore, Carroll, Harford, and Howard counties as needed.</p> <p>Funding level is represented as 37% of statewide level as shown in CTP.</p>	<p>Will improve safety and the flow of traffic. This project listing represents a large funding request for many small resurfacing projects throughout the Baltimore region. Project selection is based upon need and is subject to change.</p>

Interstate Maintenance

Phase	Previous Requests		Annual Element		Federal Funding Requests						Project Totals
	Previous Federal Funds	Previous Matching Funds	FY 2010 Federal Funds	FY 2010 Matching Funds	FY 2011 Federal Funds	FY 2011 Matching Funds	FY 2012 Federal Funds	FY 2012 Matching Funds	FY 2013 Federal Funds	FY 2013 Matching Funds	Estimated Project Total
CON	\$9,100	\$1,012	\$7,700	\$856	\$6,900	\$766	\$8,100	\$900	\$6,950	\$773	\$43,057
OTH											\$0
PE											\$0
PP											\$0
ROW											\$0
Totals	\$9,100	\$1,012	\$7,700	\$856	\$6,900	\$766	\$8,100	\$900	\$6,950	\$773	\$43,057

National Highway System

Phase	Previous Requests		Annual Element		Federal Funding Requests						Project Totals
	Previous Federal Funds	Previous Matching Funds	FY 2010 Federal Funds	FY 2010 Matching Funds	FY 2011 Federal Funds	FY 2011 Matching Funds	FY 2012 Federal Funds	FY 2012 Matching Funds	FY 2013 Federal Funds	FY 2013 Matching Funds	Estimated Project Total
CON	\$4,500	\$1,125	\$3,800	\$950	\$3,400	\$850	\$4,100	\$1,025	\$3,500	\$875	\$24,125
OTH											\$0
PE											\$0
PP											\$0
ROW											\$0
Totals	\$4,500	\$1,125	\$3,800	\$950	\$3,400	\$850	\$4,100	\$1,025	\$3,500	\$875	\$24,125

Surface Transportation Program

Phase	Previous Requests		Annual Element		Federal Funding Requests						Project Totals
	Previous Federal Funds	Previous Matching Funds	FY 2010 Federal Funds	FY 2010 Matching Funds	FY 2011 Federal Funds	FY 2011 Matching Funds	FY 2012 Federal Funds	FY 2012 Matching Funds	FY 2013 Federal Funds	FY 2013 Matching Funds	Estimated Project Total
CON	\$16,600	\$4,150	\$14,200	\$3,550	\$12,700	\$3,175	\$14,900	\$3,725	\$12,750	\$3,188	\$88,938
OTH											\$0
PE											\$0
PP											\$0
ROW											\$0
Totals	\$16,600	\$4,150	\$14,200	\$3,550	\$12,700	\$3,175	\$14,900	\$3,725	\$12,750	\$3,188	\$88,938

Areawide Congressional Earmarks

TIP Id #	60-1001-99	Year of Operation	Ongoing
Agency	State Highway Administration	Project Type	Miscellaneous
Project Category	Miscellaneous	Functional Class	NA
Conformity Status	Exempt	Physical Data	NA
CIP/CTP Page#	Various		

Description	Justification
<p>These are non-SHA projects that received federal funding through congressional action, either a High Priority earmark from the most recent reauthorization bill (SAFETEA-LU) or an earmark in the annual appropriations (omnibus) bill. Since these earmarks are granted via a transportation spending bill, the funding is administered through the Maryland Department of Transportation / State Highway Administration. The individual projects are shown in the SHA portion of the current CTP under the tab for each of the respective jurisdictions. The match amounts, which vary percentage-wise project by project, are provided by the project sponsors.</p>	

Section 1702 High Priority Project

Phase	Previous Requests		Annual Element		Federal Funding Requests						Project Totals
	Previous Federal Funds	Previous Matching Funds	FY 2010 Federal Funds	FY 2010 Matching Funds	FY 2011 Federal Funds	FY 2011 Matching Funds	FY 2012 Federal Funds	FY 2012 Matching Funds	FY 2013 Federal Funds	FY 2013 Matching Funds	Estimated Project Total
CON			\$66,080	\$16,520							\$82,600
OTH											\$0
PE											\$0
PP											\$0
ROW											\$0
Totals	\$0	\$0	\$66,080	\$16,520	\$0	\$0	\$0	\$0	\$0	\$0	\$82,600

Other

Phase	Previous Requests		Annual Element		Federal Funding Requests						Project Totals
	Previous Federal Funds	Previous Matching Funds	FY 2010 Federal Funds	FY 2010 Matching Funds	FY 2011 Federal Funds	FY 2011 Matching Funds	FY 2012 Federal Funds	FY 2012 Matching Funds	FY 2013 Federal Funds	FY 2013 Matching Funds	Estimated Project Total
CON			\$5,095	\$1,274							\$6,369
OTH											\$0
PE											\$0
PP											\$0
ROW											\$0
Totals	\$0	\$0	\$5,095	\$1,274	\$0	\$0	\$0	\$0	\$0	\$0	\$6,369