

V. THE FY 2007 ANNUAL ELEMENT

A. FY 2007 Federal-Aid Annual Element Listing and Summary

In accordance with federal regulations, a separate listing of all projects in the TIP for which federal funds will be sought in FY 2007 is provided in Table V-1. This list brings together information found in Chapter VI, the section containing individual project listings for each jurisdiction and modal administration. Projects in the Annual Element can also be identified in the main project listings as those with dollar amounts in the Annual Element columns.

Table V-1 shows the projects in the FY 2007 Annual Element, the source of funds, the amount of federal funding being requested and the matching funds to be provided. Table V-2 summarizes by jurisdiction and agency the level of federal funds requested in the FY 2007

Annual Element. Exhibit V-1 graphically displays a comparison of total project costs between fiscal years 2005, 2006 and 2007 of the TIP. Exhibit V-2 graphically displays a summary of the FY 2007 Annual Element as a percentage of the number of projects included in the Annual Element for SHA, MTA and the local jurisdictions, while Exhibit V-3 represents the percentage of projects by project type. Exhibit V-4 graphically displays a summary of the FY 2007 Annual Element by fund source as total dollar amounts. Exhibit V-5 displays a summary of the FY 2007 Annual Element by fund source and by percentage of total dollar amount.

**Table V-1
FY 2007 Annual Element
(costs in \$1,000's)**

<u>Project Name</u>	<u>Project ID</u>	<u>Project Type</u>	<u>Funding Source</u>	<u>Federal Funds</u>	<u>Matching Funds</u>
<u>Baltimore City</u>					
Road Resurfacing - Federal Aid Program	12-0207-11	Road resurfacing/rehabilitation	STP	4,800	1,200
Charles Street Gateway Rehabilitation	12-0208-11	Road resurfacing/rehabilitation	STP	2,000	200
Annapolis Road Bridge Over The B/W Parkway	12-0214-13	Bridge repair/deck replacement	BRR	800	200
Pennington Avenue Drawbridge Over Curtis Creek	12-0403-19	Other	BRR	6,400	1,600
Jones Falls Trail	12-0409-03	Bicycle/pedestrian facilities	1602	1,200	240
Monroe Street Resurfacing - Gwynns Falls to Wicomico	12-0412-11	Road resurfacing/rehabilitation	STP	3,360	840
Traffic Signal LED Upgrades	12-0423-04	Traffic engineering	STP	2,400	1,600
Eastern Avenue Resurfacing And Streetscape	12-0427-11	Road resurfacing/rehabilitation	STP	0	50
Charles Street Streetscape Improvements	12-0430-11	Road resurfacing/rehabilitation	STP	0	110
Central Avenue Reconstruction	12-0432-12	Road reconstruction	STP	6,000	400
Traffic Surveillance Camera Expansion	12-0518-04	Traffic engineering	STP	240	60
Cross Country Boulevard	12-0603-11	Road resurfacing/rehabilitation	STP	800	200
Sinclair Avenue Bridge at CSX	12-0604-13	Bridge repair/deck replacement	BRR	0	100

Table V-1
 FY 2007 ANNUAL ELEMENT
 (costs in \$1,000's)

<u>Project Name</u>	<u>Project ID</u>	<u>Project Type</u>	<u>Funding Source</u>	<u>Federal Funds</u>	<u>Matching Funds</u>
Park Heights Avenue Resurfacing	12-0613-11	Road resurfacing/rehabilitation	STP	1,200	300
Baltimore City Bicycle Routes	12-0614-03	Bicycle/pedestrian facilities	CMAQ	0	1,200
Druid Hill Park - Pedestrian Access	12-0615-25	Bicycle/pedestrian facility	1602	1,600	400
Traffic Management Center	12-0616-07	ITS	ITS	0	500
Center for Aquatic Life and Conservation	12-0622-99	Miscellaneous	1602	1,500	300
Key Highway Beautification	12-0701-19	Other	ENH	474	400
Lower Stoney Run Stream Restoration	12-0702-29	Other	ENH	917	0
Northern Parkway Phase I	12-0704-19	Other	STP	1,000	200
Chesapeake Avenue Phase II	12-0706-12	Road reconstruction	STP	480	120
Hilton Street	12-0708-11	Road resurfacing/rehabilitation	STP	125	55
Traffic Signal Replacement - Project Management & Inspection	12-0709-04	Traffic engineering	STP	160	40
Fiber Optic Connections	12-0711-19	Other	STP	400	100
Duvall Street Reconstruction	12-0712-12	Road reconstruction	STP	400	100
Caton Avenue - Benson to Frederick	12-0714-11	Road resurfacing/rehabilitation	STP	0	200
Howard Street Arch Removal	12-0716-99	Miscellaneous	Other	0	1,200
Hanover Street Bridge - Maintenance	12-0722-13	Bridge repair/deck replacement	BRR	0	500
Baltimore Street - MLK to Charles	12-0724-11	Road resurfacing/rehabilitation	STP	0	500

Table V-1
 FY 2007 ANNUAL ELEMENT
 (costs in \$1,000's)

<u>Project Name</u>	<u>Project ID</u>	<u>Project Type</u>	<u>Funding Source</u>	<u>Federal Funds</u>	<u>Matching Funds</u>
Eutaw Street Streetscape - Pratt to Baltimore	12-0730-11	Road resurfacing/rehabilitation	STP	0	14
Eastern Avenue Underpass Improvements	12-0750-13	Bridge repair/deck replacement	Other	0	300
Bridge Inspection Program	12-9209-14	Bridge inspections	BRR	1,600	400
Frederick Avenue Bridge Over Gwynns Falls	12-9902-13	Bridge repair/deck replacement	BRR	320	80
Hawkins Point Road Bridge Over CSXT	12-9903-13	Bridge repair/deck replacement	BRR	4,000	800
Subtotal				42,176	14,509
<u>Carroll County</u>					
Greenmount Church Road Bridge over Murphy Run	14-0403-13	Bridge repair/deck replacement	BRR	149	38
Bollinger Road Bridge Over Beaver Run	14-0601-13	Bridge repair/deck replacement	BRR	72	18
Biennial Bridge Inspection Program	14-9401-14	Bridge inspections	BRR	270	0
Subtotal				491	56

Table V-1
 FY 2007 ANNUAL ELEMENT
 (costs in \$1,000's)

<u>Project Name</u>	<u>Project ID</u>	<u>Project Type</u>	<u>Funding Source</u>	<u>Federal Funds</u>	<u>Matching Funds</u>
<u>Harford County</u>					
Southampton Road Bridge #47	15-0201-13	Bridge repair/deck replacement	BRR	310	90
St. Clair Road Bridge # 99	15-0402-13	Bridge repair/deck replacement	BRR	202	73
Thomas Run Road Bridge # 34	15-0403-13	Bridge repair/deck replacement	BRR	489	156
Moores Mill Road Bridge # 48	15-9418-13	Bridge repair/deck replacement	BRR	0	60
Subtotal				1,001	379
<u>Howard County</u>					
Bridge Repairs/Deck Replacement	16-0436-13	Bridge repair/deck replacement	BRR	630	50
US 40 Corridor Improvements	16-0539-25	Bicycle/pedestrian facility	ENH	0	50
Subtotal				630	100

Table V-1
 FY 2007 ANNUAL ELEMENT
 (costs in \$1,000's)

<u>Project Name</u>	<u>Project ID</u>	<u>Project Type</u>	<u>Funding Source</u>	<u>Federal Funds</u>	<u>Matching Funds</u>
<u>Regional</u>					
Bus Replacement	40-0009-05	Fleet improvement	5309B	1,370	343
Bus Replacement	40-0009-05	Fleet improvement	CMAQ	5,074	1,269
Bus & Rail System Preservation & Improvement	40-0015-64	Preservation and improvements	5307O	9,335	2,334
Bus & Rail System Preservation & Improvement	40-0015-64	Preservation and improvements	5309F	1,052	263
Small Urban Transit Systems - Operating Assistance	40-0104-61	Operating assistance	5307O	650	650
Smart Card Implementation	40-0402-69	Other	5307C	1,589	397
Metro Escalator Rehabilitation	40-0405-65	Rehabilitation facilities	5309F	922	231
Preventive Maintenance	40-0412-64	Preservation and improvements	5307O	35,000	0
Baltimore Green Line	40-0601-69	Other	5307C	727	182
Baltimore Red Line	40-0602-69	Other	5339	1,500	375
Metro Station Fire Management Systems (SCADA)	40-0603-39	Other	5307C	1,526	382
Metro Station Fire Management Systems (SCADA)	40-0603-39	Other	5309F	5,831	1,458
Rural Transit Systems - Operating Assistance	40-9204-61	Operating assistance	5311O	277	440
Rural Transit Systems - Capital	40-9501-05	Fleet improvement	5311C	104	13
Small Urban Transit Systems - Capital	40-9502-05	Fleet improvement	5307C	830	104

Table V-1
 FY 2007 ANNUAL ELEMENT
 (costs in \$1,000's)

<u>Project Name</u>	<u>Project ID</u>	<u>Project Type</u>	<u>Funding Source</u>	<u>Federal Funds</u>	<u>Matching Funds</u>
Local Bus Replacement - Baltimore Region	40-9507-05	Fleet improvement	5309B	2,565	641
Ridesharing - Baltimore Region	40-9901-01	Ridesharing	CMAQ	467	117
Metro Railcar Mid-Life Overhaul	40-9908-63	Fleet improvement	5309F	1,611	403
Job Access And Reverse Commute Program	40-9909-69	Other	3037	880	880
Subtotal				71,310	10,482
<u>Regional</u>					
Areawide Recreational Trails Program	60-0101-38	Environmental other	RTP	399	99
Morgan State University Transportation Center	60-0701-99	Miscellaneous	Other	500	0
Areawide Bridge Replacement And Rehabilitation	60-9310-13	Bridge repair/deck replacement	BRR	15,201	3,801
Areawide Bridge Replacement And Rehabilitation	60-9310-13	Bridge repair/deck replacement	IM	2,001	501
Areawide Bridge Replacement And Rehabilitation	60-9310-13	Bridge repair/deck replacement	NHS	801	201
Areawide Bridge Replacement And Rehabilitation	60-9310-13	Bridge repair/deck replacement	STP	801	201
Areawide Resurfacing And Rehabilitation	60-9501-11	Road resurfacing/rehabilitation	IM	9,999	2,499
Areawide Resurfacing And Rehabilitation	60-9501-11	Road resurfacing/rehabilitation	NHS	9,999	2,499
Areawide Resurfacing And Rehabilitation	60-9501-11	Road resurfacing/rehabilitation	STP	18,000	4,500

Table V-1
 FY 2007 ANNUAL ELEMENT
 (costs in \$1,000's)

<u>Project Name</u>	<u>Project ID</u>	<u>Project Type</u>	<u>Funding Source</u>	<u>Federal Funds</u>	<u>Matching Funds</u>
Areawide Congestion Management	60-9504-04	Traffic engineering	CMAQ	5,199	1,299
Areawide Congestion Management	60-9504-04	Traffic engineering	STP	9,999	2,499
Areawide Environmental Projects	60-9506-38	Environmental other	NHS	801	201
Areawide Environmental Projects	60-9506-38	Environmental other	STP	1,200	300
Areawide Safety And Spot Improvements	60-9508-19	Other	1602	399	99
Areawide Safety And Spot Improvements	60-9508-19	Other	IM	801	201
Areawide Safety And Spot Improvements	60-9508-19	Other	NHS	801	201
Areawide Safety And Spot Improvements	60-9508-19	Other	STP	9,999	2,499
Areawide Urban Reconstruction	60-9511-19	Other	NHS	801	201
Areawide Urban Reconstruction	60-9511-19	Other	STP	2,400	600
Areawide Enhancement Projects	60-9903-29	Other	ENH	5,199	1,299
Subtotal				95,300	23,700
<u>Anne Arundel County</u>					
MD 295, Baltimore Washington Parkway	61-0501-41	Roadway widening	1602	4,992	1,248
MD 295, Baltimore Washington Parkway	61-0501-41	Roadway widening	NHS	9,242	2,311
Broadneck Peninsula Trail	61-0701-03	Bicycle/pedestrian facilities	1602	1,200	300
South Shore Trail	61-0702-03	Bicycle/pedestrian facilities	1602	160	400
Patuxent Research Refuge Road	61-0703-11	Road resurfacing/rehabilitation	1602	3,000	750
Subtotal				18,594	5,009

Table V-1
 FY 2007 ANNUAL ELEMENT
 (costs in \$1,000's)

<u>Project Name</u>	<u>Project ID</u>	<u>Project Type</u>	<u>Funding Source</u>	<u>Federal Funds</u>	<u>Matching Funds</u>
<u>Baltimore City</u>					
Intersection Improvements for University of Maryland	62-0701-99	Miscellaneous	1602	2,000	500
Coppin State University Pedestrian Bridge and Garage	62-0702-99	Miscellaneous	1602	2,640	660
Subtotal				4,640	1,160
<u>Baltimore County</u>					
MD 45: Cavan Drive to Ridgely Road	63-0501-42	New or extended roadways	Other	750	0
Greater Towson Area Traffic Study	63-0701-29	Other	1602	160	40
Subtotal				910	40
<u>Carroll County</u>					
MD 30 Relocated, Hampstead Bypass	64-0102-42	New or extended roadways	1602	800	200
MD 30 Relocated, Hampstead Bypass	64-0102-42	New or extended roadways	NHS	41,458	10,365
Subtotal				42,258	10,565

Table V-1
 FY 2007 ANNUAL ELEMENT
 (costs in \$1,000's)

<u>Project Name</u>	<u>Project ID</u>	<u>Project Type</u>	<u>Funding Source</u>	<u>Federal Funds</u>	<u>Matching Funds</u>
<u>Howard County</u>					
US 1, Washington Boulevard	66-0501-19	Other	1602	800	200
US 1, Washington Boulevard	66-0501-19	Other	STP	200	50
MD 32, Patuxent Freeway	66-0501-46	New interchange	1602	3,040	760
MD 32, Patuxent Freeway	66-0501-46	New interchange	NHS	16,496	4,124
Subtotal				20,536	5,134
<u>Regional</u>					
MARC Halethorpe Station Parking Expansion	70-0201-02	Park-and-ride lots	CMAQ	1,615	404
CSX & Amtrak Efficiency Improvements	70-0201-54	Preservation and improvements	5307C	2,449	612
CSX & Amtrak Efficiency Improvements	70-0201-54	Preservation and improvements	5309F	100	25
Subtotal				4,164	1,041
<u>Anne Arundel County</u>					
MARC Odenton Parking Expansion	71-0202-02	Park-and-ride lots	CMAQ	380	95
Subtotal				380	95

Table V-1
 FY 2007 ANNUAL ELEMENT
 (costs in \$1,000's)

<u>Project Name</u>	<u>Project ID</u>	<u>Project Type</u>	<u>Funding Source</u>	<u>Federal Funds</u>	<u>Matching Funds</u>
<u>Regional</u>					
Baltimore Rail Tunnel Study	90-0701-99	Miscellaneous	1602	1,200	300
Subtotal				1,200	300
GRAND TOTAL				303,590	72,570

Table V-2
Summary of the FY 2007 Federal-Aid Annual Element
(costs in \$1,000's)

Fund Source	1602	3037	5307C	5307O	5309B	5309F	5339	5311C	5311O	BRR	CMAQ	ENH	IM	NHS	Other	RTP	STP	Total
Available Funds	25,000	880	#	52,106	3,935	9,516	1,500	104	277	84,651	52,534	13,200	96,575	109,268	1,250	1,104	118,124	570,024
Jurisdiction/Agency																		
Baltimore City	4,300									13,120		1,391					23,365	42,176
Carroll County										491								491
Harford County										1,001								1,001
Howard County										630								630
SHA - Anne Arundel County	9,352													9,242				18,594
SHA - Baltimore City	4,640																	46,816
SHA - Baltimore County	160														750			910
SHA - Carroll County	800													41,458				42,749
SHA - Howard County	3,840													16,496			200	21,166
SHA - Regional	399									15,201	5,199	5,199	12,801	13,203	500	399	42,399	95,300
MTA - Commuter Rail			2,449			100					1,995							4,544
MTA - Transit		880	4,672	44,985	3,935	9,416	1,500	104	277		5,541							71,310
Office of the Secretary	1,200																	1,200
Total	24,691	880	7,121	44,985	3,935	9,516	1,500	104	277	30,443	12,735	6,590	12,801	80,399	1,250	399	65,964	303,590

5307 is not broken out between operating and capital in the Federal Register

Available federal funds in the Federal Register for FHWA fund sources are statewide, whereas FTA funds are sub-allocated to metropolitan areas.

* The federal fund source listed as Other reflects funds from the FY 2006 Federal Appropriations Earmark.

Exhibit V-1
Comparison of Total Costs of Projects in the 2005, 2006 and 2007 TIP

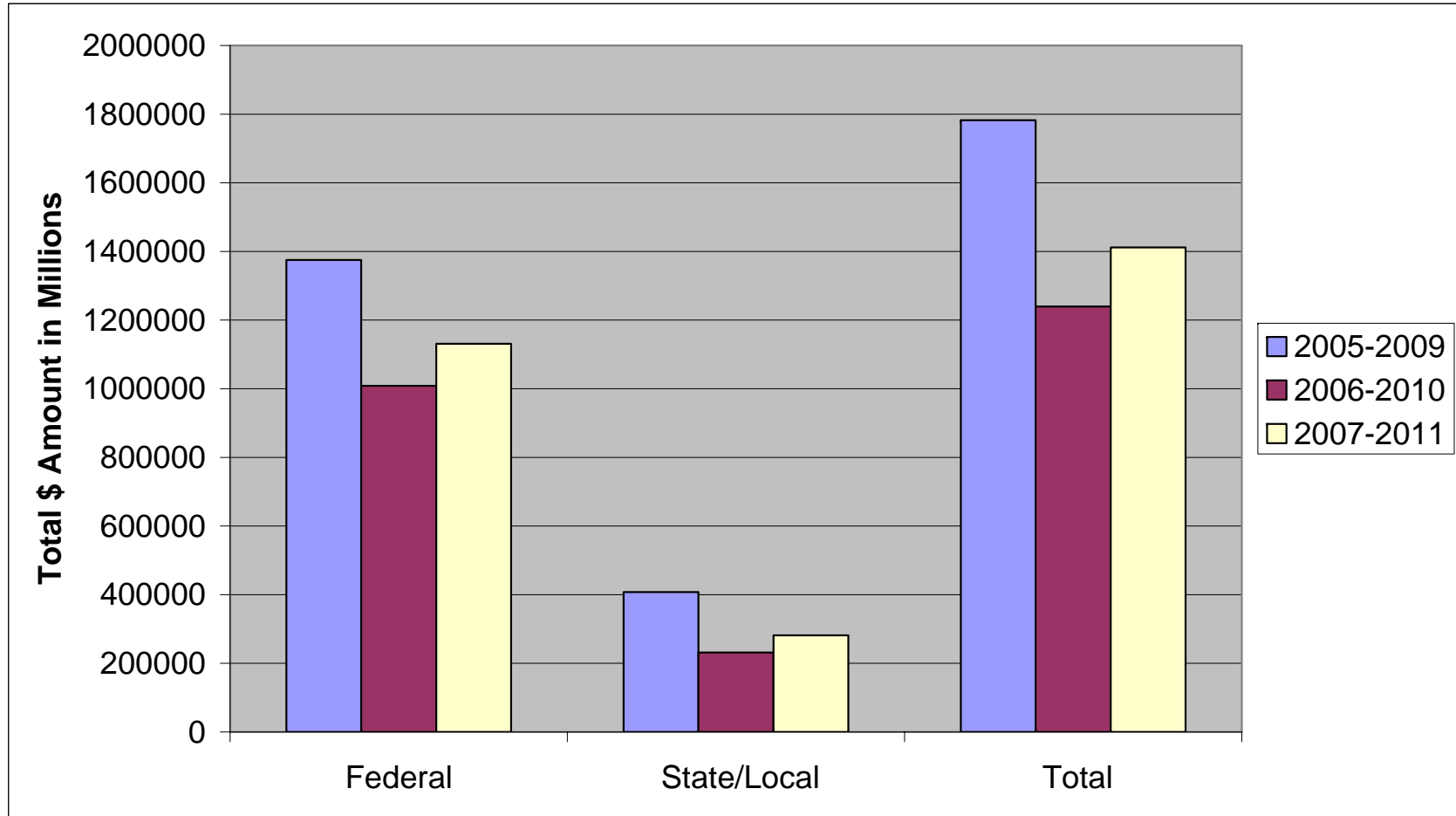


Exhibit V-2
Summary of the 2007 Annual Element by Project Listings

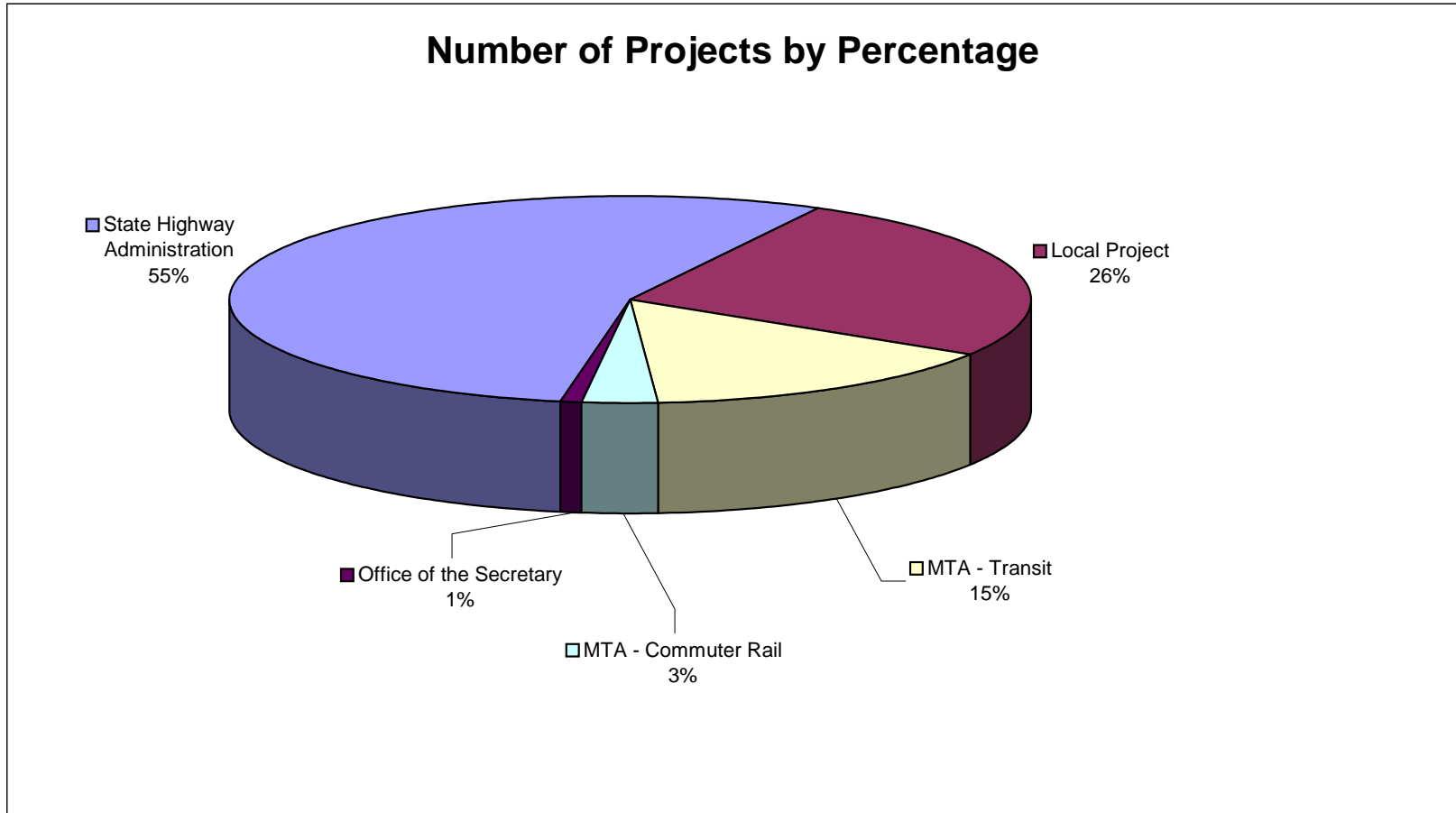


Exhibit V-2
Summary of the 2007 Annual Element by Project Listings

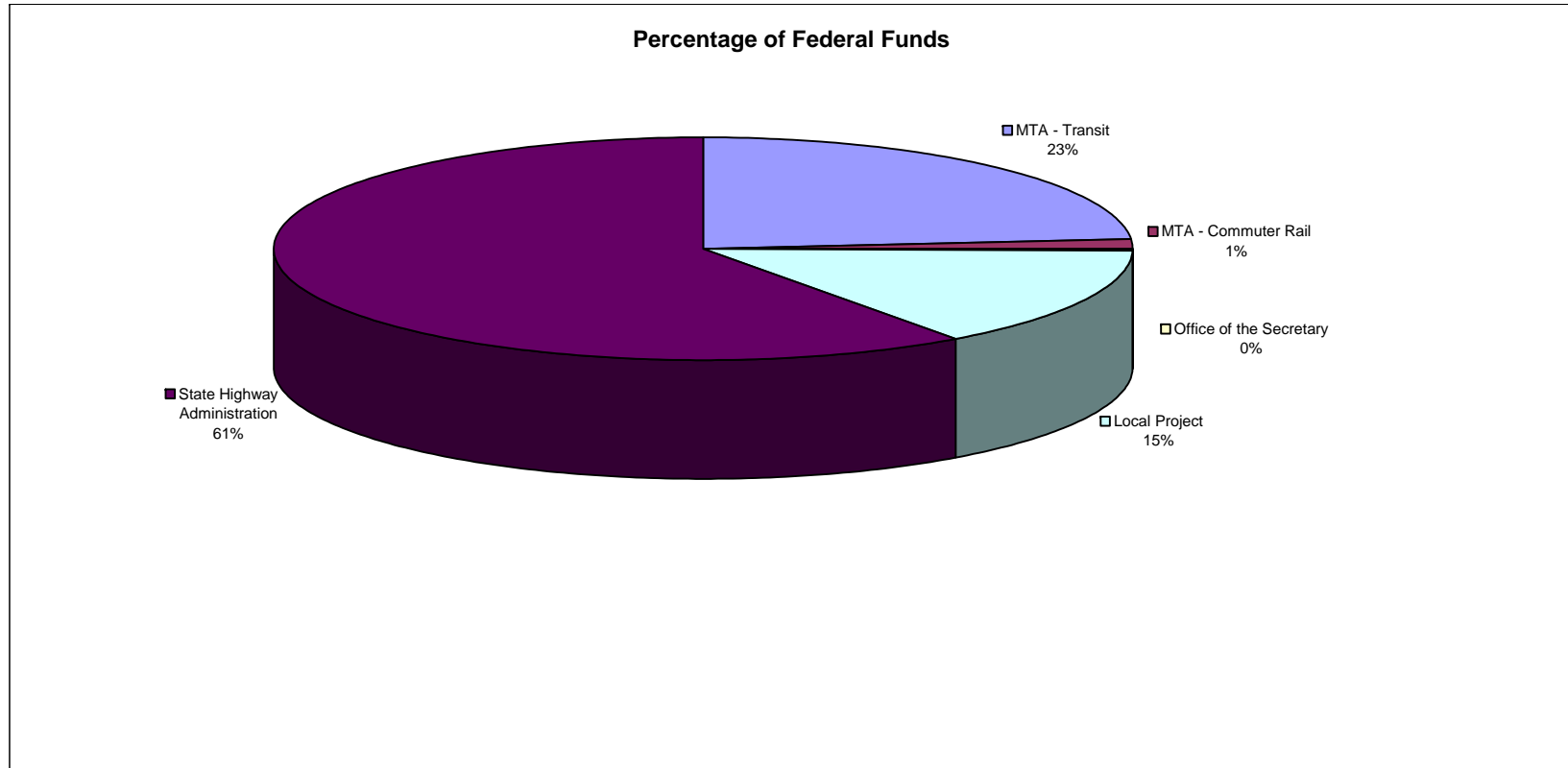


Exhibit V-3
Summary of the 2007 Annual Element by Project Type

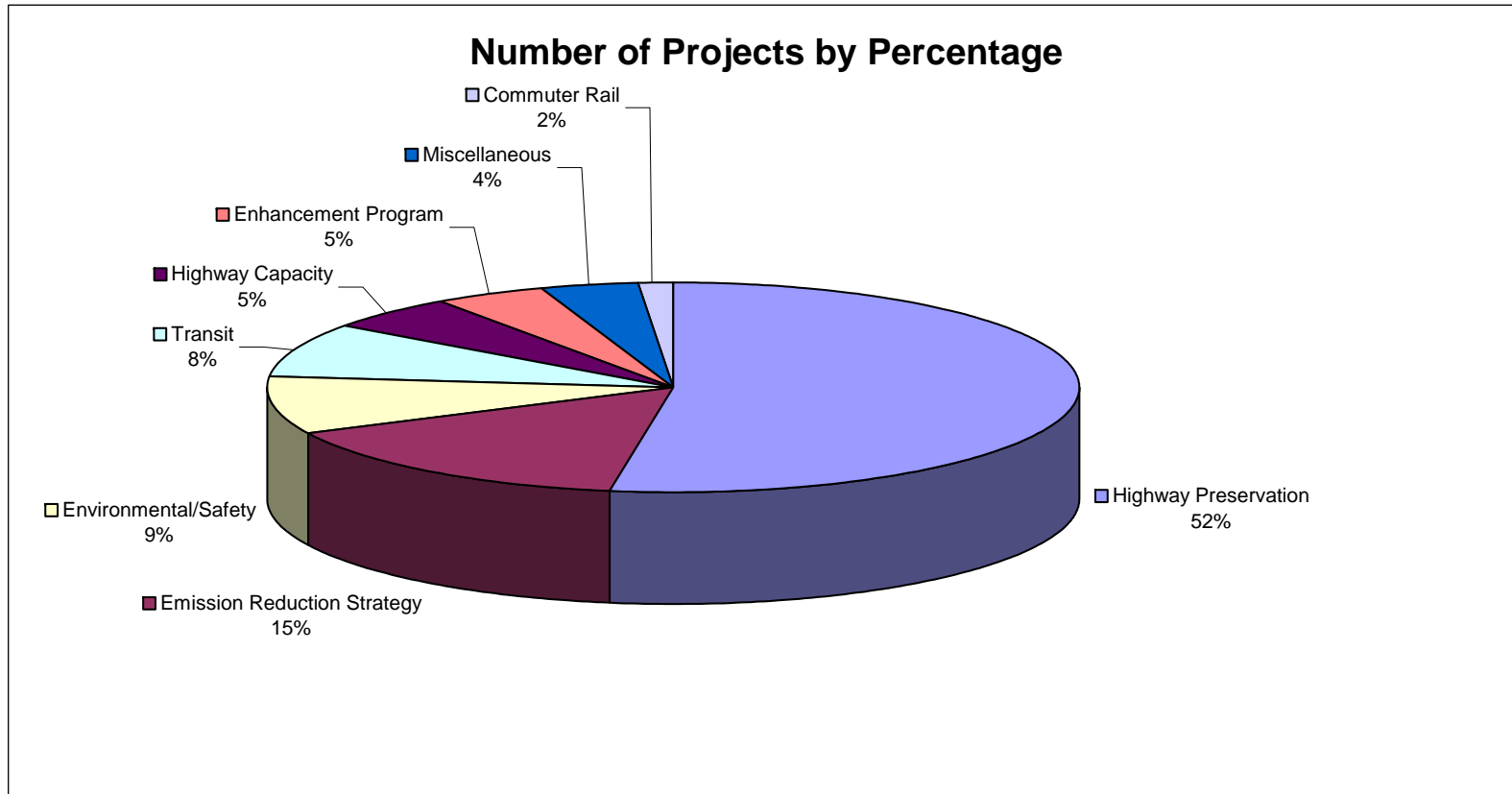


Exhibit V-3
Summary of the 2007 Annual Element by Project Type

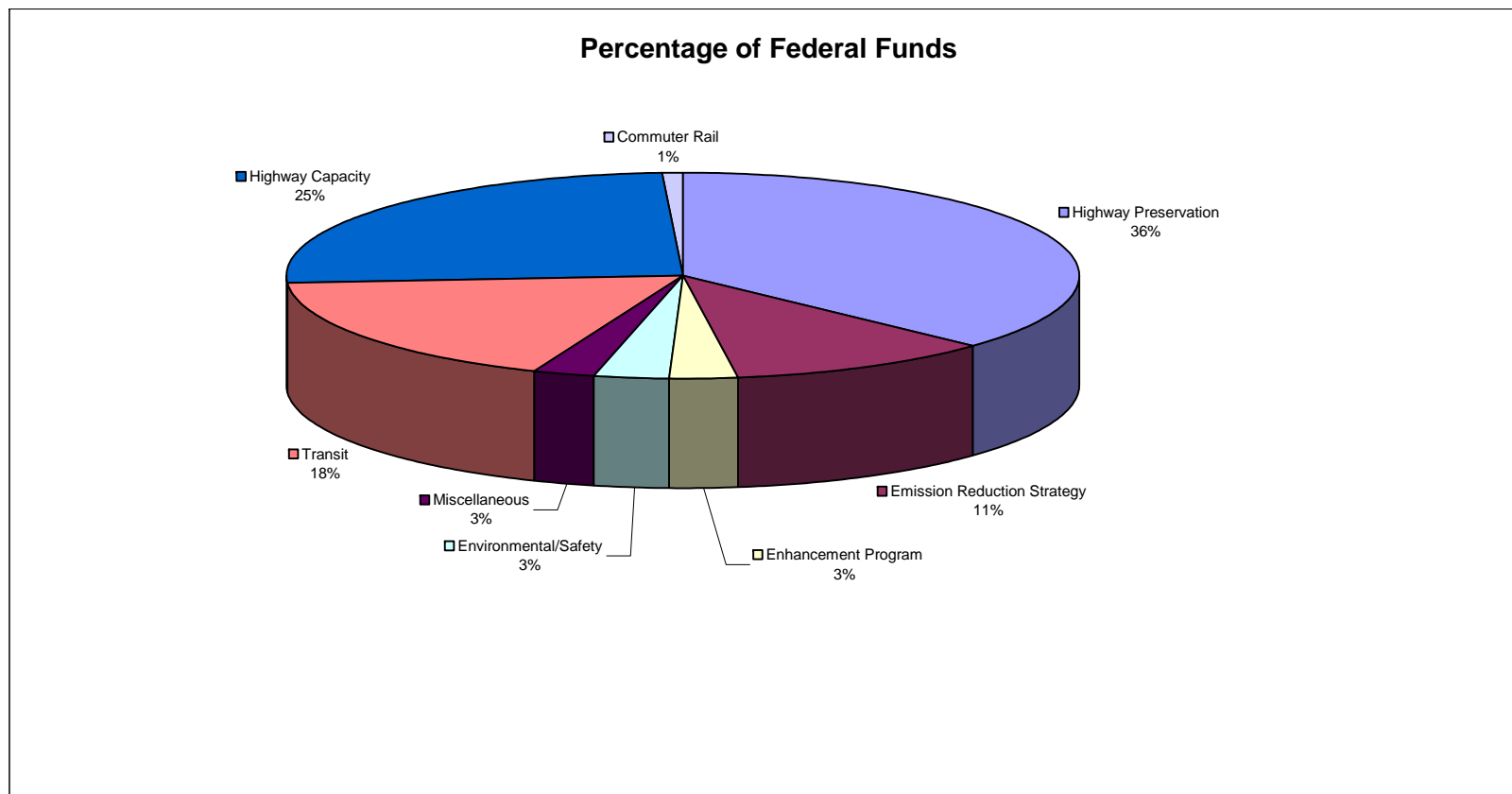
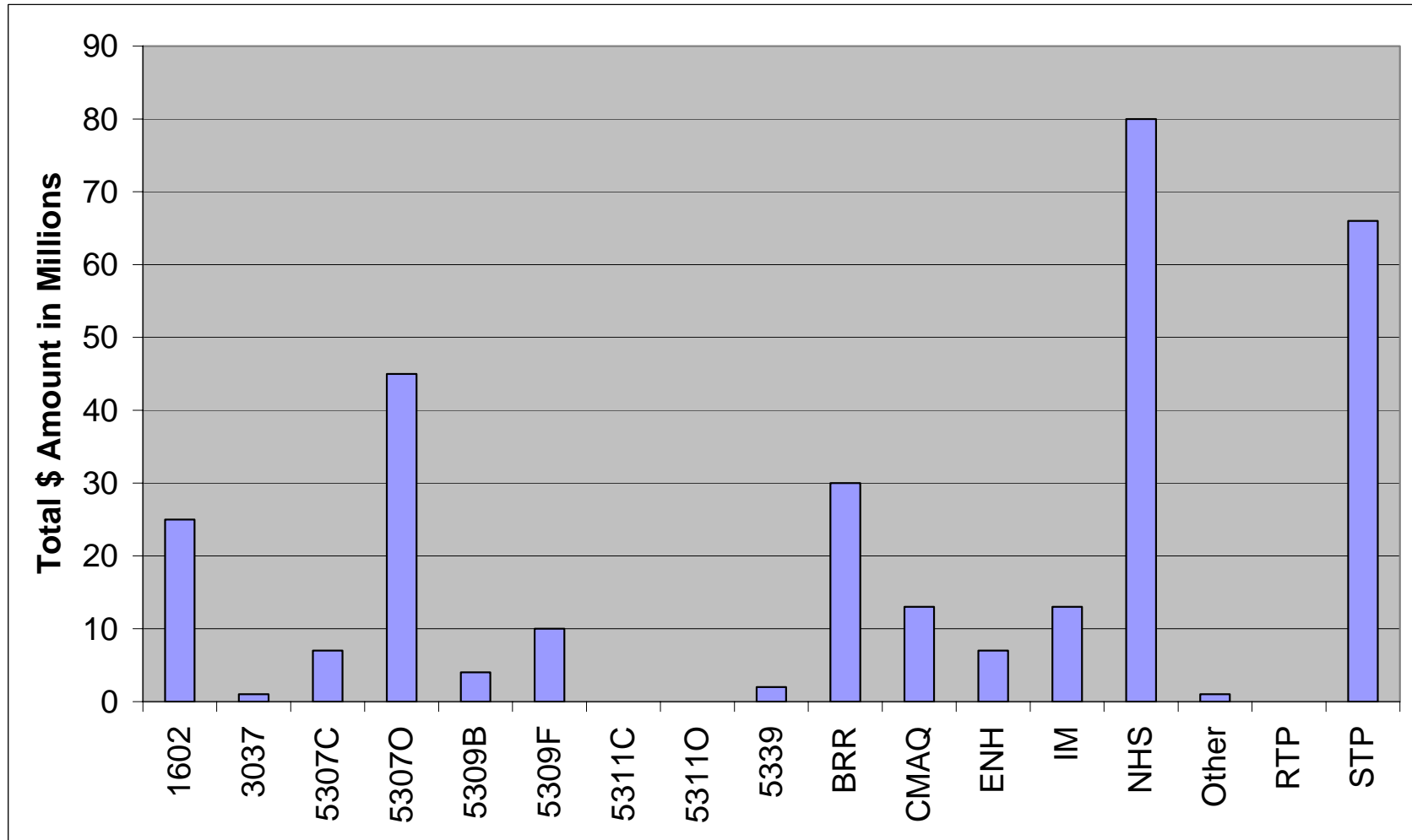


Exhibit V-4
Summary of the 2007 Annual Element by Fund Source



**Exhibit V-5
Summary of the 2007 Annual Element by Fund Source**

