

V. THE FY 2005 ANNUAL ELEMENT

A. FY 2005 Federal-Aid Annual Element Listing and Summary

In accordance with federal regulations, a separate listing of all projects in the TIP for which federal funds will be sought in FY 2005 is provided in Table V-1. This list brings together information found in Chapter VI, the section containing individual project listings for each jurisdiction and modal administration. Projects in the Annual Element can also be identified in the main project listings as those with dollar amounts in the Annual Element columns.

Table V-1 shows the projects in the FY 2005 Annual Element, the source of funds, the amount of federal funding being requested and the matching funds to be provided. Table V-2 summarizes by jurisdiction and agency the level of federal funds requested in the FY 2005 Annual Element. Exhibit V-1 graphically displays a comparison of total project costs between fiscal years 2004 and 2005 of the TIP. Exhibit V-2 graphically displays a summary of the FY 2005 Annual Element as a percentage of the number of projects included in the

Annual Element for SHA, MTA and the local jurisdictions, while Exhibit V-3 represents the percentage of projects by project type. Exhibit V-4 graphically displays a summary of the FY 2005 Annual Element by fund source as total dollar amounts. Exhibit V-5 displays a summary of the FY 2005 Annual Element by fund source and by percentage of total dollar amount.

Table V-1
 FY 2005 ANNUAL ELEMENT
 (costs in \$1,000's)

<u>Project Name</u>	<u>Project ID</u>	<u>Project Type</u>	<u>Funding Source</u>	<u>Federal Funds</u>	<u>Matching Funds</u>
<u>Baltimore City</u>					
Urban Youth Corps Program	12-0002-99	Miscellaneous	STP	300	75
Caroline Street Bulkhead	12-0101-03	Bicycle/pedestrian facilities	ENH	2,739	2,739
Washington Boulevard Improvements - Phase II	12-0202-11	Road resurfacing/rehabilitation	STP	2,800	750
Digital Harbor Bulkheads	12-0206-03	Bicycle/pedestrian facilities	ENH	2,000	2,000
Road Resurfacing - Federal Aid Program	12-0207-11	Road resurfacing/rehabilitation	STP	8,000	2,000
Edmondson Avenue Bridge Over The Gwynns Falls	12-0212-13	Bridge repair/deck replacement	BRR	3,600	900
North Avenue Bridge Over Amtrak	12-0213-13	Bridge repair/deck replacement	BRR	300	300
Pennington / Curtis / Birch Reconstruction	12-0402-12	Road reconstruction	1602	2,000	500
Pennington Avenue Drawbridge Over Curtis Creek	12-0403-19	Other	BRR	1,160	390
Patapsco, Pennington & Curtis Avenues Intersection	12-0404-12	Road reconstruction	1602	1,200	300
Orleans Street Reconstruction	12-0405-12	Road reconstruction	STP	3,160	790
Hanover Street Drawbridge Over The Middle Branch	12-0406-19	Other	BRR	2,000	500
Fayette Street Reconstruction	12-0407-12	Road reconstruction	STP	6,200	1,500
Argonne Drive Rehabilitation	12-0408-11	Road resurfacing/rehabilitation	STP	1,000	1,000

Table V-1
 FY 2005 ANNUAL ELEMENT
 (costs in \$1,000's)

<u>Project Name</u>	<u>Project ID</u>	<u>Project Type</u>	<u>Funding Source</u>	<u>Federal Funds</u>	<u>Matching Funds</u>
Jones Falls Trail - Phase II	12-0409-03	Bicycle/pedestrian facilities	1602	1,000	200
Russell Street Viaduct At I-95	12-0410-13	Bridge repair/deck replacement	BRR	10,400	2,600
Eutaw Street Rehabilitation And Streetscape	12-0414-11	Road resurfacing/rehabilitation	STP	2,000	500
North Avenue Resurfacing	12-0415-11	Road resurfacing/rehabilitation	STP	1,952	588
Harford Road Reconstruction And Streetscape Improvements	12-0420-12	Road reconstruction	STP	4,400	0
Edmondson Avenue Resurfacing	12-0426-11	Road resurfacing/rehabilitation	STP	855	225
Eastern Avenue Resurfacing And Streetscape Improvements	12-0427-11	Road resurfacing/rehabilitation	STP	6,200	1,500
Belair Road Resurfacing	12-0428-11	Road resurfacing/rehabilitation	STP	1,140	397
Central Avenue Reconstruction	12-0432-12	Road reconstruction	STP	24,000	6,000
Liberty Heights Avenue Resurfacing	12-0511-11	Road resurfacing/rehabilitation	STP	1,600	400
Calvert Street Rehabilitation & Streetscape	12-0512-11	Road resurfacing/rehabilitation	STP	400	30
Bowleys Lane Resurfacing	12-0513-11	Road resurfacing/rehabilitation	STP	1,200	300

Table V-1
 FY 2005 ANNUAL ELEMENT
 (costs in \$1,000's)

<u>Project Name</u>	<u>Project ID</u>	<u>Project Type</u>	<u>Funding Source</u>	<u>Federal Funds</u>	<u>Matching Funds</u>
Exeter Hall Resurfacing	12-0514-11	Road resurfacing/rehabilitation	STP	960	240
Gwynns Falls Parkway Resurfacing	12-0515-11	Road resurfacing/rehabilitation	STP	600	150
Argonne Drive and 39th Street Resurfacing	12-0516-11	Road resurfacing/rehabilitation	STP	2,000	500
Jones Falls Greenway Extension	12-0517-03	Bicycle/pedestrian facilities	ENH	600	600
Traffic Surveillance Camera Expansion	12-0518-04	Traffic engineering	STP	272	68
Traffic Signal Timing Optimization	12-0519-04	Traffic engineering	STP	800	200
North Baltimore Bike Routes	12-0520-03	Bicycle/pedestrian facilities	CMAQ	85	22
Bridge Inspection Program	12-9209-14	Bridge inspections	BRR	1,440	360
Monroe Street Viaduct Over The B&O Railroad	12-9215-13	Bridge repair/deck replacement	BRR	10,880	4,720
Gwynns Falls Trail - Phase 3	12-9323-03	Bicycle/pedestrian facilities	ENH	1,500	1,500
Baltimore Ridesharing Program	12-9501-01	Ridesharing	STP	200	0
Traffic Signal Computer Replacement	12-9603-04	Traffic engineering	1602	5,960	1,490
West Side Corridor Improvements	12-9801-12	Road reconstruction	1602	2,400	200
Forest Park Avenue Bridge Over Gwynns Falls	12-9803-13	Bridge repair/deck replacement	BRR	3,360	840
Traffic Signal Detectors - Installation	12-9807-09	Other ERS	STP	605	150
Waterview Avenue Bridge Over B/W Parkway	12-9904-13	Bridge repair/deck replacement	BRR	4,400	1,100

Table V-1
 FY 2005 ANNUAL ELEMENT
 (costs in \$1,000's)

<u>Project Name</u>	<u>Project ID</u>	<u>Project Type</u>	<u>Funding Source</u>	<u>Federal Funds</u>	<u>Matching Funds</u>
Empowerment Zone Transportation Improvements	12-9906-11	Road resurfacing/rehabilitation	1602	2,000	500
Subtotal				129,668	39,124
<u>Baltimore County</u>					
Dogwood Road Bridge Over Bens Run	13-0001-13	Bridge repair/deck replacement	BRR	1,090	270
Marlyn Avenue Bridge # 77 Over Deep Creek	13-0101-13	Bridge repair/deck replacement	BRR	1,710	530
Paper Mill Road Bridge #502	13-0401-13	Bridge repair/deck replacement	BRR	1,200	0
Resh Mill Road Bridge # 159	13-0402-13	Bridge repair/deck replacement	BRR	300	135
Hollifield Road Bridge # 54	13-0403-13	Bridge repair/deck replacement	BRR	920	230
Big Falls Road Bridge # 73	13-0404-13	Bridge repair/deck replacement	BRR	720	200
Gwynnbrook Avenue Bridge # 202	13-0405-13	Bridge repair/deck replacement	BRR	850	144
Mt. Zion Road Bridge # 65	13-0406-13	Bridge repair/deck replacement	BRR	660	165
Keeney Mill Road Bridge # 421	13-0407-13	Bridge repair/deck replacement	BRR	520	200

Table V-1
 FY 2005 ANNUAL ELEMENT
 (costs in \$1,000's)

<u>Project Name</u>	<u>Project ID</u>	<u>Project Type</u>	<u>Funding Source</u>	<u>Federal Funds</u>	<u>Matching Funds</u>
Mt. Zion Road Bridge # 391	13-0408-13	Bridge repair/deck replacement	BRR	435	95
Mt. Vista Road Bridge # 225	13-0409-13	Bridge repair/deck replacement	BRR	720	140
Trenton Road Bridge # 68	13-0410-13	Bridge repair/deck replacement	BRR	390	200
Dunk Freeland Road Bridge #157	13-0501-13	Bridge repair/deck replacement	BRR	300	250
Biennial Bridge Inspection	13-8901-14	Bridge inspections	BRR	850	0
Subtotal				10,665	2,559
<u>Carroll County</u>					
Silver Run Valley Road Bridge Over Big Silver Run	14-0402-13	Bridge repair/deck replacement	BRR	370	93
Biennial Bridge Inspection Program	14-9401-14	Bridge inspections	BRR	270	0
Subtotal				640	93
<u>Harford County</u>					
Southampton Road Bridge	15-0201-13	Bridge repair/deck replacement	BRR	280	70
St. Clair Bridge Road # 99	15-0402-13	Bridge repair/deck replacement	BRR	68	17

Table V-1
 FY 2005 ANNUAL ELEMENT
 (costs in \$1,000's)

<u>Project Name</u>	<u>Project ID</u>	<u>Project Type</u>	<u>Funding Source</u>	<u>Federal Funds</u>	<u>Matching Funds</u>
Thomas Run Road Bridge # 34	15-0403-13	Bridge repair/deck replacement	BRR	36	9
Moore's Mill Road Bridge # 48	15-9410-13	Bridge repair/deck replacement	BRR	64	16
Bridge Inspection Program	15-9411-14	Bridge inspections	BRR	325	0
Subtotal				773	112
<u>Howard County</u>					
Bridge Repairs/Deck Replacement	16-0436-13	Bridge repair/deck replacement	BRR	1,470	490
US 40 Corridor Improvements	16-0539-25	Bicycle/pedestrian facility	ENH	50	250
Subtotal				1,520	740
<u>MTA - Transit</u>					
Light Rail Double Tracking	40-0001-06	System expansion	5309N	40,000	26,667
Bus Replacement	40-0009-05	Fleet improvement	5309B CMAQ	2,318 3,133	580 783
Bus & Rail System Preservation & Improvement	40-0015-64	Preservation and improvements	5307O 5309F	9,623 900	2,406 225

Table V-1
 FY 2005 ANNUAL ELEMENT
 (costs in \$1,000's)

<u>Project Name</u>	<u>Project ID</u>	<u>Project Type</u>	<u>Funding Source</u>	<u>Federal Funds</u>	<u>Matching Funds</u>
Small Urban Transit Systems - Operating Assistance	40-0104-61	Operating assistance	5307O	1,260	3,350
Smart Card Implementation - MARC	40-0202-69	Other	5307O	1,137	284
Metro Facility Maintenance Building	40-0205-65	Rehabilitation facilities	5307C	2,507	627
Escalator Rehabilitation	40-0405-65	Rehabilitation facilities	5309F	445	111
MARC II Overhaul	40-0407-64	Preservation and improvements	5309F	705	176
Preservation, Improvement & Preventive Maintenance	40-0408-64	Preservation and improvements	5307O 5309F	10,044 15,000	2,511 3,750
Preventive Maintenance	40-0412-64	Preservation and improvements	5307O	30,000	7,500
Rural Transit Systems - Operating Assistance	40-9204-61	Operating assistance	5311O	258	754
Rural Transit Systems - Capital	40-9501-05	Fleet improvement	5311C	120	30
Small Urban Transit Systems - Capital	40-9502-05	Fleet improvement	5307C	312	78
Statewide Discretionary Capital - Baltimore Region	40-9507-05	Fleet improvement	5309B	1,800	450
Ridesharing - Baltimore Region	40-9901-01	Ridesharing	CMAQ	530	132
Metro Railcar Mid-Life Overhaul	40-9908-63	Fleet improvement	5307C 5309F	908 7,142	227 1,786

Table V-1
 FY 2005 ANNUAL ELEMENT
 (costs in \$1,000's)

<u>Project Name</u>	<u>Project ID</u>	<u>Project Type</u>	<u>Funding Source</u>	<u>Federal Funds</u>	<u>Matching Funds</u>
Job Access And Reverse Commute Program	40-9909-69	Other	3037	2,394	2,394
Subtotal				130,536	54,821
<u>SHA - Regional</u>					
Areawide Recreational Trails Program	60-0101-38	Environmental other	RTP	333	83
Areawide Bridge Replacement And Rehabilitation	60-9310-13	Bridge repair/deck replacement	BRR	9,000	2,250
			STP	2,000	500
			IM	700	176
Areawide Resurfacing And Rehabilitation	60-9501-11	Road resurfacing/rehabilitation	IM	6,000	1,500
			STP	8,300	2,076
			NHS	6,000	1,500
Areawide Congestion Management	60-9504-04	Traffic engineering	CMAQ	7,500	1,880
			STP	10,000	2,500
Areawide Environmental Projects	60-9506-38	Environmental other	NHS	2,475	825
			STP	2,670	667
Areawide Safety And Spot Improvements	60-9508-19	Other	IM	700	176
			NHS	770	193
			STP	4,670	1,168

Table V-1
 FY 2005 ANNUAL ELEMENT
 (costs in \$1,000's)

<u>Project Name</u>	<u>Project ID</u>	<u>Project Type</u>	<u>Funding Source</u>	<u>Federal Funds</u>	<u>Matching Funds</u>
Areawide Urban Reconstruction	60-9511-19	Other	NHS	763	191
			STP	700	176
Areawide Enhancement Projects	60-9903-29	Other	ENH	5,500	1,375
Subtotal				68,081	17,236
<u>MTA – Commuter Rail</u>					
MARC Halethorpe Station Parking Expansion	70-0201-02	Park-and-ride lots	5307C	3,111	778
CSX & Amtrak Efficiency Improvements	70-0201-54	Preservation and improvements	5309F	5,000	1,250
MARC Maintenance, Layover & Storage Facilities	70-9509-55	Rehabilitation of facilities	5309F	3,249	812
MARC Odenton Parking Expansion	71-0202-02	Park-and-ride lots	5307C	1,204	301
			5309F	1,100	275
Subtotal				13,664	3,416
GRAND TOTAL				355,547	118,101

Table V-2
SUMMARY OF THE FY 2005 FEDERAL-AID ANNUAL ELEMENT
(cost in \$1,000's)

Fund Source	1602	3037	5307C	5307O	5309B	5309F	5309N	5311C	5311O	BRR	CMAQ	ENH	IM	NHS	RTP	STP	Total \$
Jurisdiction/Agency																	
Baltimore City	14,560									37,540	85	6,839				70,644	129,668
Baltimore County										10,665							10,665
Carroll County										640							640
Harford County										773							773
Howard County										1,470		50					1,520
SHA - Regional										9,000	7,500	5,500	7,400	10,008	333	28,340	68,081
MTA - Commuter Rail			4,315			9,349											13,664
MTA - Transit		2,394	3,727	52,064	4,118	24,192	40,000	120	258		3,663						130,536
Office of the Secretary																	
Total	14,560	2,394	8,042	52,064	4,118	33,541	40,000	120	258	60,088	11,248	12,389	7,400	10,008	333	98,984	355,547

Exhibit V-1
Comparison of Total Cost of Projects in the 2004 and 2005 TIP

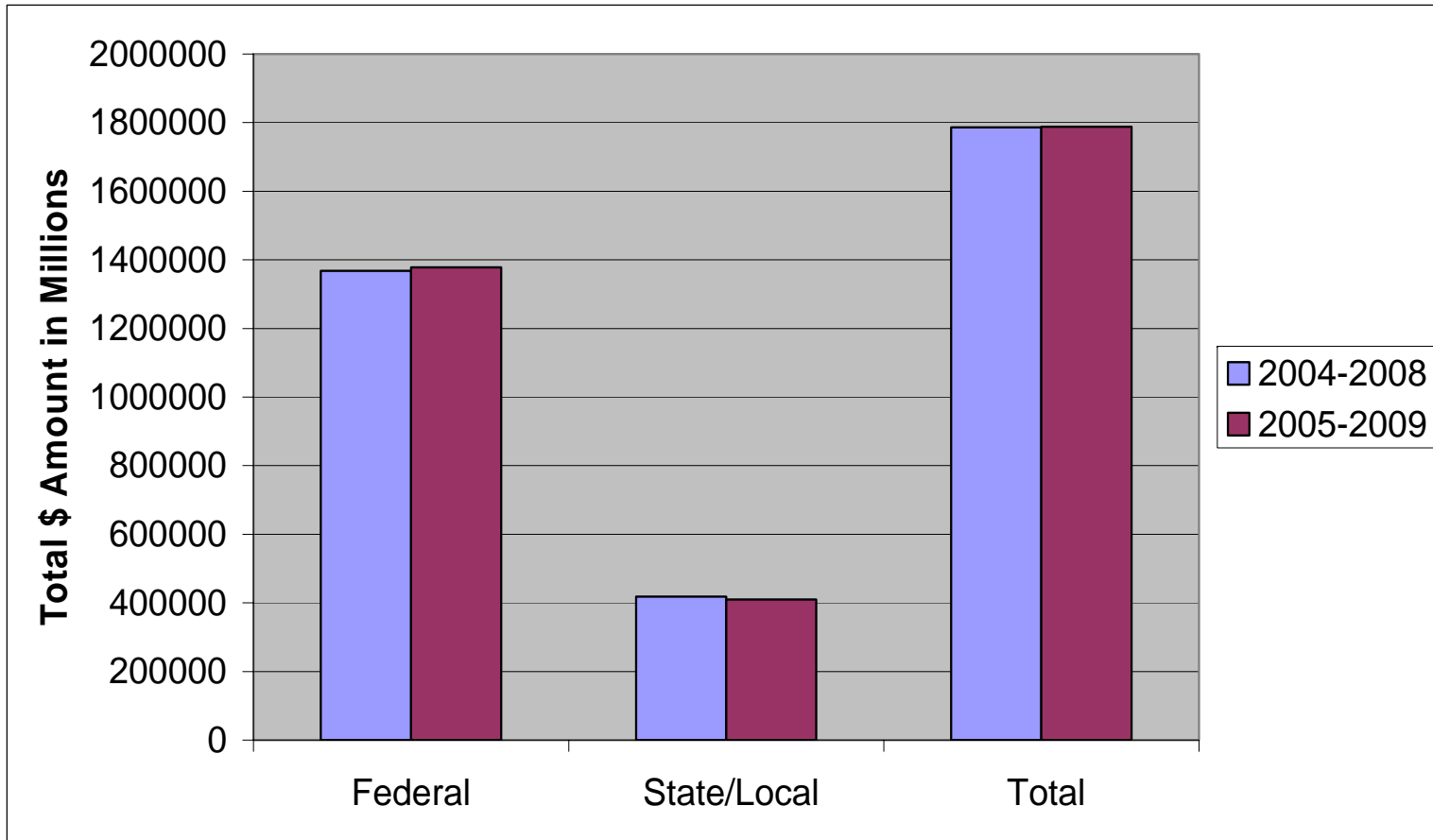


Exhibit V-2
Summary of the 2005 Annual Element
By Project Listings

Number of Projects by Percentage

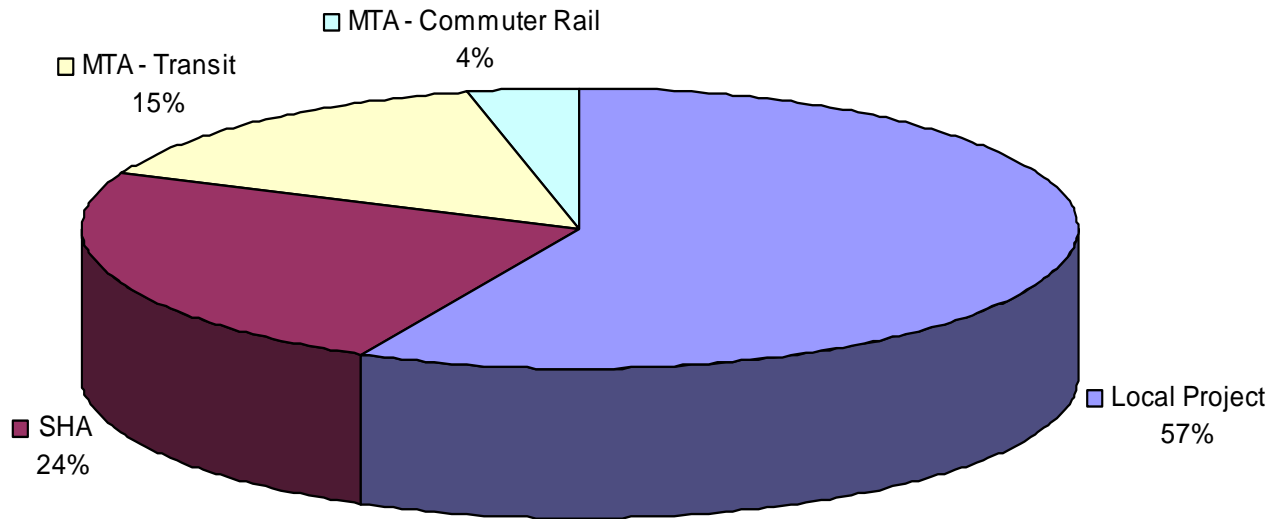
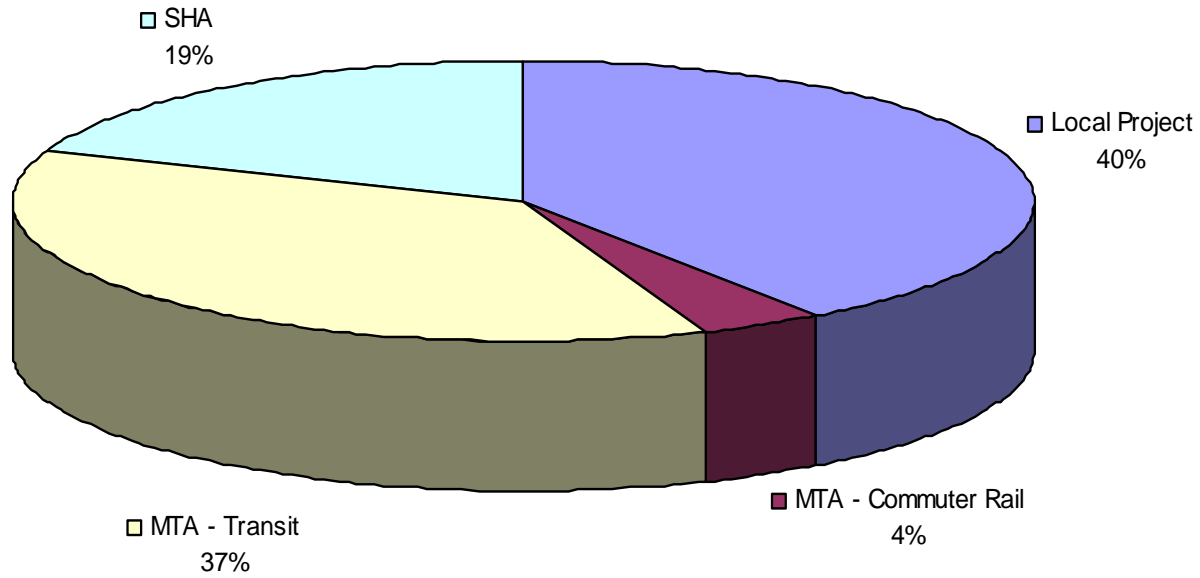
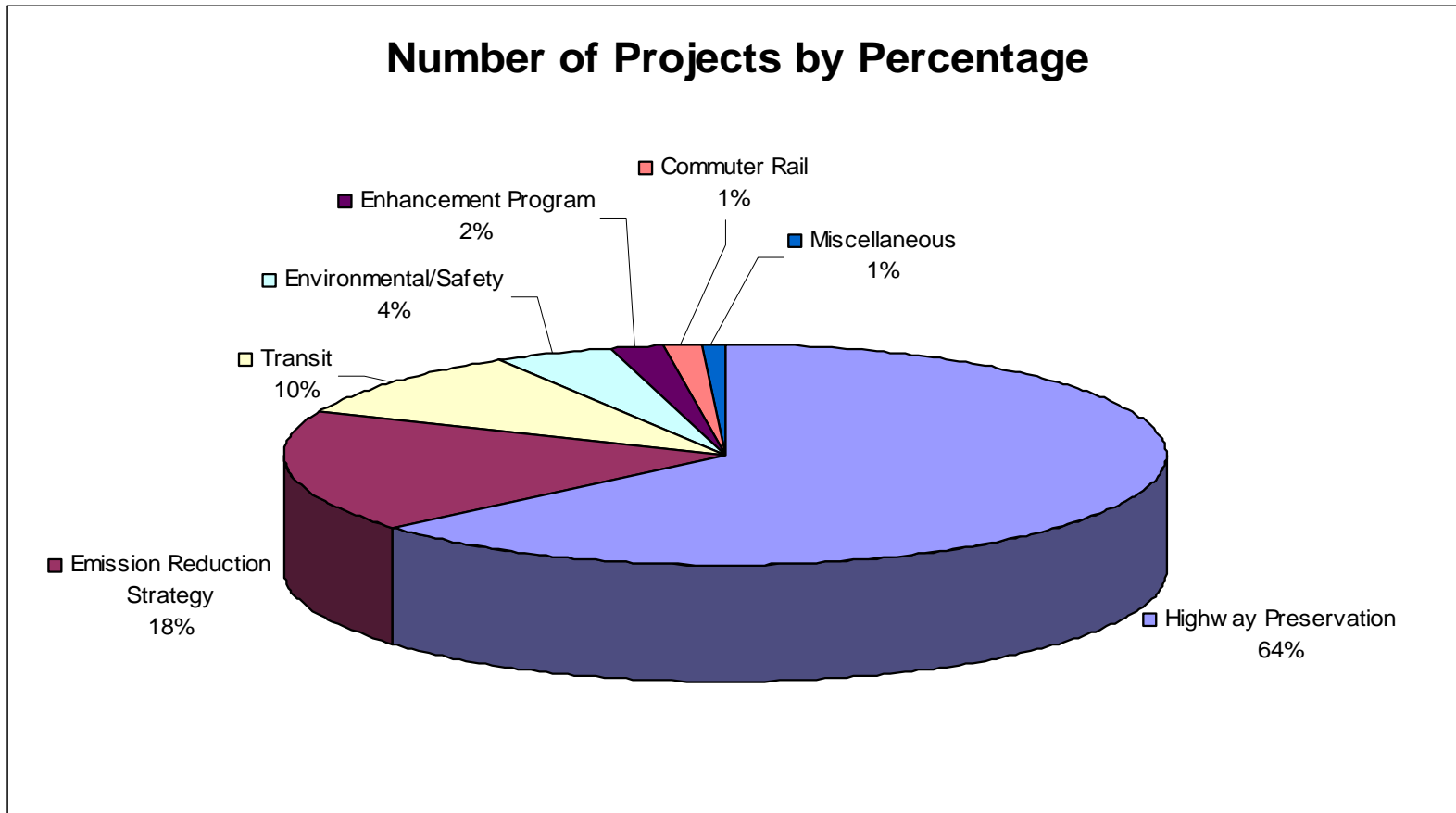


Exhibit V-2 (Continued)
Summary of the 2005 Annual Element
By Project Listings

Percentage of Federal Funds

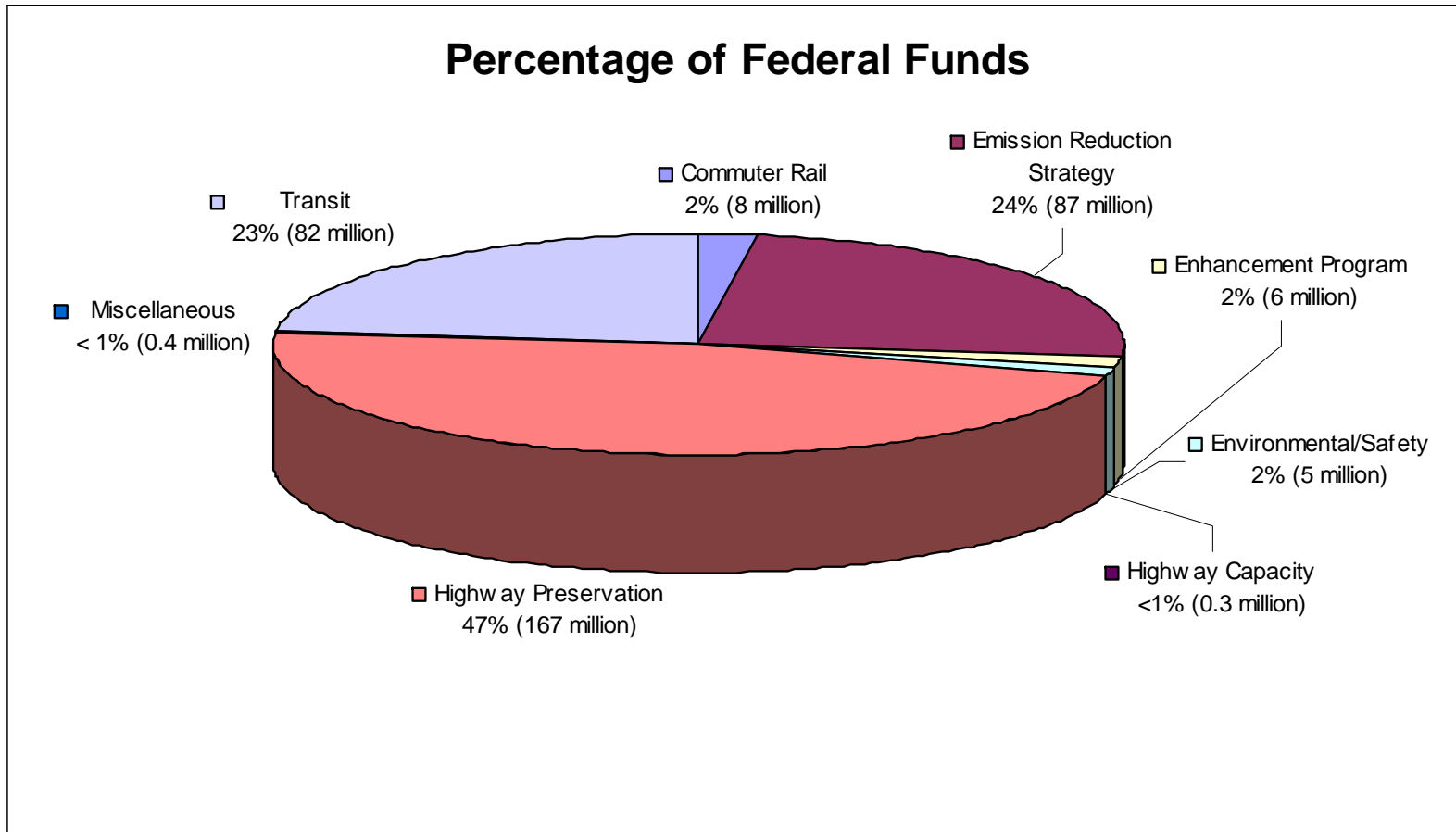


**Exhibit V-3
Summary of the 2005 Annual Element
By Project Type***



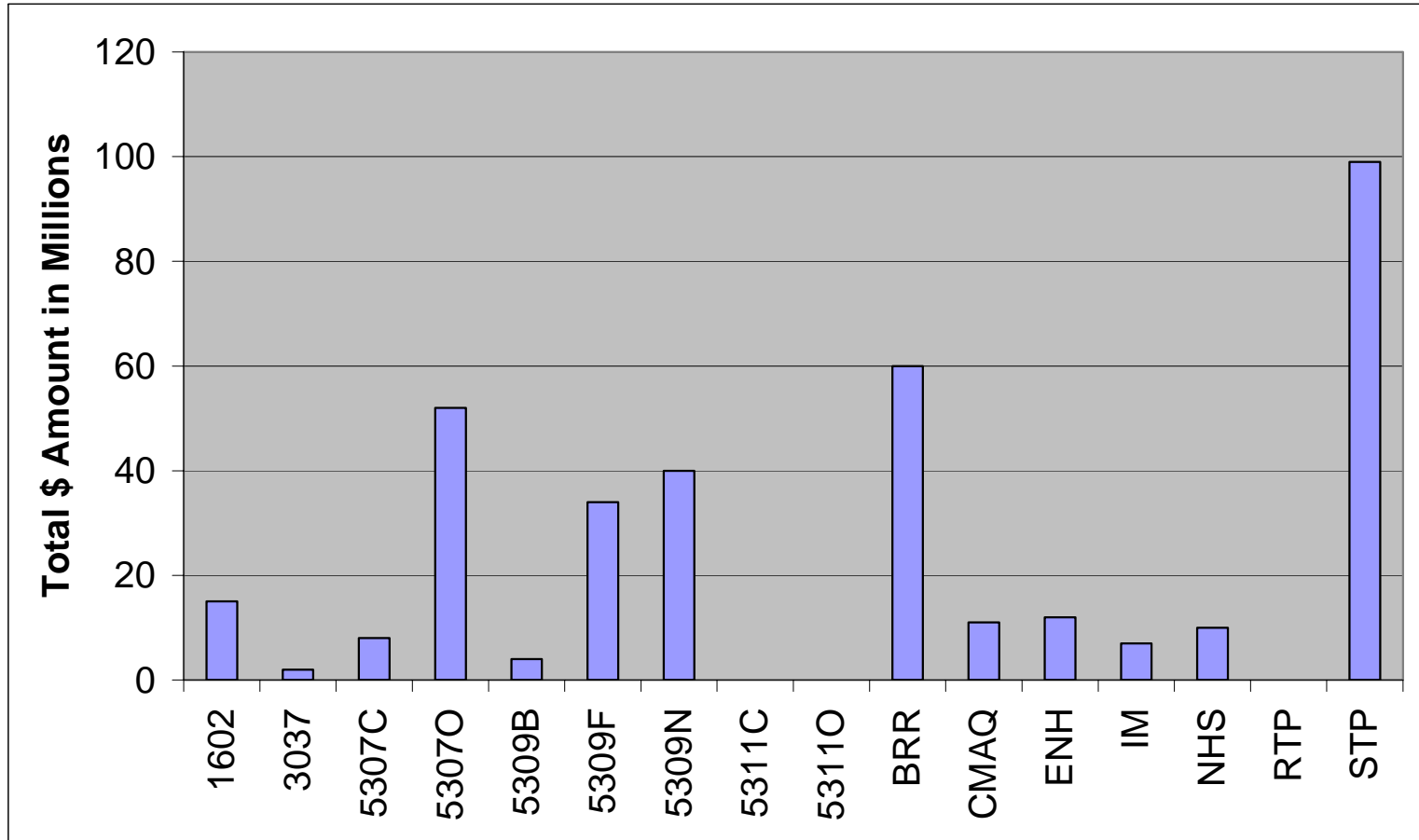
* Displayed in whole numbers due to rounding

Exhibit V-3 (Continued)
Summary of the 2005 Annual Element
By Project Type *



* Displayed in whole numbers due to rounding (Highway Capacity and Miscellaneous are 0.1%)

Exhibit V-4
Summary of the 2005 Annual Element
By Fund Source



**Exhibit V-5
Summary of the 2005 Annual Element
By Fund Source**

Percentage of Federal Funds

