

V. THE FY 2006 ANNUAL ELEMENT

A. FY 2006 Federal-Aid Annual Element Listing and Summary

In accordance with federal regulations, a separate listing of all projects in the TIP for which federal funds will be sought in FY 2006 is provided in Table V-1. This list brings together information found in Chapter VI, the section containing individual project listings for each jurisdiction and modal administration. Projects in the Annual Element can also be identified in the main project listings as those with dollar amounts in the Annual Element columns.

Table V-1 shows the projects in the FY 2006 Annual Element, the source of funds, the amount of federal funding being requested and the matching funds to be provided. Table V-2 summarizes by jurisdiction and agency the level of federal funds requested in the FY 2006 Annual Element. Exhibit V-1 graphically displays a comparison of total project costs between fiscal years 2005 and 2006 of the TIP. Exhibit V-2 graphically displays a summary of the FY 2006 Annual Element as a percentage of the number of projects included in the Annual Element for SHA, MTA and the local jurisdictions, while Exhibit V-3

represents the percentage of projects by project type. Exhibit V-4 graphically displays a summary of the FY 2006 Annual Element by fund source as total dollar amounts. Exhibit V-5 displays a summary of the FY 2006 Annual Element by fund source and by percentage of total dollar amount.

Table V-1
FY 2006 Annual Element
(costs in \$1,000's)

<u>Project Name</u>	<u>Project ID</u>	<u>Project Type</u>	<u>Funding Source</u>	<u>Federal Funds</u>	<u>Matching Funds</u>
<u>City of Annapolis</u>					
No projects in the Annual Element					
<u>Anne Arundel County</u>					
No projects in the Annual Element					
<u>Baltimore City</u>					
Urban Youth Corps Program	12-0002-99	Miscellaneous	STP	300	75
Washington Boulevard Improvements - Phase I	12-0201-24	Landscaping	STP	560	140
Wilkens Avenue Resurfacing And Reconstruction	12-0211-12	Road reconstruction	STP	5,700	1,140
Edmondson Avenue Bridge Over The Gwynns Falls	12-0212-13	Bridge repair/deck replacement	BRR	3,600	900
Traffic Signal System Integration	12-0310-04	Traffic engineering	STP	3,323	830
Pennington / Curtis / Birch Reconstruction	12-0402-12	Road reconstruction	1602	2,000	500
Jones Falls Trail	12-0409-03	Bicycle/pedestrian facilities	1602	1,000	200
Russell Street Viaduct At I-95	12-0410-13	Bridge repair/deck replacement	BRR	10,400	2,600

Cold Spring Lane Resurfacing	12-0411-11	Resurfacing/rehabilitation	STP	1,192	298
Monroe Street Resurfacing	12-0412-11	Resurfacing/rehabilitation	STP	120	30
33rd Street Resurfacing & Streetscape	12-0413-11	Resurfacing/rehabilitation	STP	2,000	500
Eutaw Street Rehabilitation And Streetscape	12-0414-11	Resurfacing/rehabilitation	STP	2,000	500
Franklinton Road Bridge Over The Gwynns Falls	12-0416-13	Bridge repair/deck replacement	BRR	320	80
Fort Avenue Bridge Over The CSX	12-0417-13	Bridge repair/deck replacement	BRR	2,000	500
Harford Road Reconstruction And Streetscape Improvements	12-0420-12	Road reconstruction	STP	0	500
Edmondson Avenue Resurfacing	12-0426-11	Resurfacing/rehabilitation	STP	855	225
Eastern Avenue Resurfacing And Streetscape Improvements	12-0427-11	Resurfacing/rehabilitation	STP	6,200	1,500
Charles Street Streetscape Improvements	12-0430-11	Resurfacing/rehabilitation	STP	4,615	2,400
Saratoga Street Streetscape Improvements	12-0431-11	Resurfacing/rehabilitation	STP	1,600	400
Central Avenue Reconstruction	12-0432-12	Road reconstruction	STP	8,000	2,000
Pennington Avenue Drawbridge Over Curtis Creek	12-0433-13	Bridge repair/deck replacement	BRR	1,000	250

Calvert Street Rehabilitation & Streetscape	12-0512-11	Resurfacing/rehabilitation	STP	400	30
Bowleys Lane Resurfacing	12-0513-11	Resurfacing/rehabilitation	STP	1,200	300
Gwynns Falls Parkway Resurfacing	12-0515-11	Resurfacing/rehabilitation	STP	600	150
Argonne Drive and 39th Street Resurfacing	12-0516-11	Resurfacing/rehabilitation	STP	2,000	500
Traffic Surveillance Camera Expansion	12-0518-04	Traffic engineering	STP	272	60
Traffic Signal Timing Optimization	12-0519-04	Traffic engineering	STP	200	800
North Baltimore Bike Routes	12-0520-03	Bicycle/ped facilities	CMAQ	0	25
Park Heights Avenue Streetscape	12-0521-11	Resurfacing/rehabilitation	STP	2,000	500
Dundalk Avenue Streetscape	12-0601-11	Resurfacing/rehabilitation	STP	500	0
Reisterstown Road Streetscape	12-0602-11	Resurfacing/rehabilitation	STP	0	600
Cross Country Boulevard	12-0603-11	Resurfacing/rehabilitation	STP	0	100
Sinclair Avenue Bridge at CSX	12-0604-13	Bridge repair/deck replacement	BRR	0	500
Pratt Street Rehabilitation	12-0607-11	Resurfacing/rehabilitation	STP	0	400
Lombard Street Rehabilitation	12-0608-11	Resurfacing/rehabilitation	STP	0	400
Park Heights Avenue Resurfacing	12-0613-11	Resurfacing/rehabilitation	STP	1,600	400
Druid Hill Park - Pedestrian Access	12-0615-25	Bicycle/pedestrian facility	1602	0	50

Traffic Management Center	12-0616-07	ITS	ITS	840	210
Forest Park Avenue Bridge Over Gwynns Falls	12-9803-13	Bridge repair/deck replacement	BRR	1,800	450
Traffic Signal Detectors - Installation	12-9807-09	Other ERS	STP	650	150
Subtotal				69,887	21,453

Baltimore County

Big Falls Road Bridge # 73	13-0404-13	Bridge repair/deck replacement	BRR	645	300
Gwynnbrook Avenue Bridge # 202	13-0405-13	Bridge repair/deck replacement	BRR	800	266
Biennial Bridge Inspection	13-8901-14	Bridge inspections	BRR	540	160
Subtotal				2,275	806

Carroll County

No projects in the Annual Element

Harford County

Southampton Road Bridge	15-0201-13	Bridge repair/deck replacement	BRR	210	40
St. Clair Road Bridge # 99	15-0402-13	Bridge repair/deck replacement	BRR	434	131

Thomas Run Road Bridge # 34	15-0403-13	Bridge repair/deck replacement	BRR	308	102
Watervale Road Bridge # 63	15-0404-13	Bridge repair/deck replacement	BRR	208	157
Bridge Inspection Program	15-9411-14	Bridge inspections	BRR	0	60
Moores Mill Road Bridge # 48	15-9418-13	Bridge repair/deck replacement	BRR	120	50
Singer Road Bridge # 7	15-9702-13	Bridge repair/deck replacement	BRR	60	0
Subtotal				1,340	540
<u>Howard County</u>					
Bridge Repairs/Deck Replacement	16-0436-13	Bridge repair/deck replacement	BRR	1,873	442
US 40 Corridor Improvements	16-0539-25	Bicycle/pedestrian facility	ENH	0	50
Pedestrian / Bicycle Improvements	16-9901-25	Bicycle/pedestrian facility	ENH	60	60
Subtotal				1,933	552
<u>MTA - Transit</u>					
Bus Replacement	40-0009-05	Fleet improvement	5309B CMAQ	1,322 2,000	331 500

Bus & Rail System Preservation & Improvement	40-0015-64	Preservation and improvements	5309F	2,000	500
Small Urban Transit Systems - Operating Assistance	40-0104-61	Operating assistance	5307O	1,233	1,482
Preventive Maintenance	40-0412-64	Preservation and improvements	5307O	35,000	8,750
Rural Transit Systems - Operating Assistance	40-9204-61	Operating assistance	5311O	526	1,508
Rural Transit Systems - Capital	40-9501-05	Fleet improvement	5311C	276	69
Small Urban Transit Systems - Capital	40-9502-05	Fleet improvement	5307C	690	173
Local Bus Replacement - Baltimore Region	40-9507-05	Fleet improvement	5309B	2,565	641
Ridesharing - Baltimore Region	40-9901-01	Ridesharing	CMAQ	550	138
Metro Railcar Mid-Life Overhaul	40-9908-63	Fleet improvement	5309F	6,332	1,583
Job Access And Reverse Commute Program	40-9909-69	Other	3037	2,394	2,394
Subtotal				54,888	18,069
<u>SHA - Areawide</u>					
Areawide Recreational Trails Program	60-0101-38	Environmental other	RTP	1,200	240

Areawide Bridge Replacement And Rehabilitation	60-9310-13	Bridge repair/deck replacement	BRR	11,604	2,319
			IM	2,004	399
			NHS	804	159
			STP	804	159
Areawide Resurfacing And Rehabilitation	60-9501-11	Resurfacing/rehabilitation	IM	8,004	1,596
			NHS	8,004	1,599
			STP	15,240	3,036
Areawide Congestion Management	0-9504-04	Traffic engineering	CMAQ	5,500	1,375
			STP	11,000	2,750
Areawide Environmental Projects	60-9506-38	Environmental other	NHS	804	159
			STP	1,200	240
Areawide Safety And Spot Improvements	60-9508-19	Other	IM	804	159
			NHS	804	159
			STP	4,800	960
Areawide Urban Reconstruction	60-9511-19	Other	NHS	399	84
			STP	804	160
Areawide Enhancement Projects	60-9903-29	Other	ENH	11,000	2,200
Subtotal				84,779	17,753
<u>MTA – Commuter Rail</u>					
MARC Halethorpe Station Parking Expansion	70-0201-02	Park-&-ride lots	5307C	1,908	477

CSX & Amtrak Efficiency Improvements	70-0201-54	Preservation and improvements	5309F	5,000	1,250
MARC Odenton Parking Expansion	71-0202-02	Park-&-ride lots	5309F	1,574	394
Subtotal				8,482	2,121
<u>Office of the Secretary</u>					
Multi-modal Traveler Information System	90-0201-09	Other ERS	ITS	750	550
IdleAire Advanced Truckstop Electrification System	90-0501-09	Other ERS	CMAQ	2,334	584
Subtotal				3,084	1,134
GRAND TOTAL OF ANNUAL ELEMENT				235,087	64,533

Table V-2
Summary of the FY 2006 Federal-Aid Annual Element
(costs in \$1,000's)

Jurisdiction/Agency	1602	3037	5307C	5307O	5309B	5309F	5311C	5311O	BRR	CMAQ	ENH	IM	ITS	NHS	RTP	STP	Total
Baltimore City	3,000								19,120	80			840			46,847	69,887
Baltimore County									2,275								2,275
Carroll County																	0
Harford County									1,340								1,340
Howard County									1,873		60						1,933
SHA - Areawide									11,604	5,500	11,000	10,812		10,815	1,200	33,848	84,779
MTA - Commuter Rail			3,930			1,376											5,306
MTA - Transit		2,394	2,142	36,418	4,160	8,332	100	252		3,240							57,038
Office of the Secretary										2,334			750				3,084
Total	3,000	2,394	6,072	36,418	4,160	9,708	100	252	36,212	11,154	11,060	10,812	1,590	10,815	1,200	80,695	225,642

Exhibit V-1
Comparison of Total Costs of Projects in the 2005 & 2006 TIP

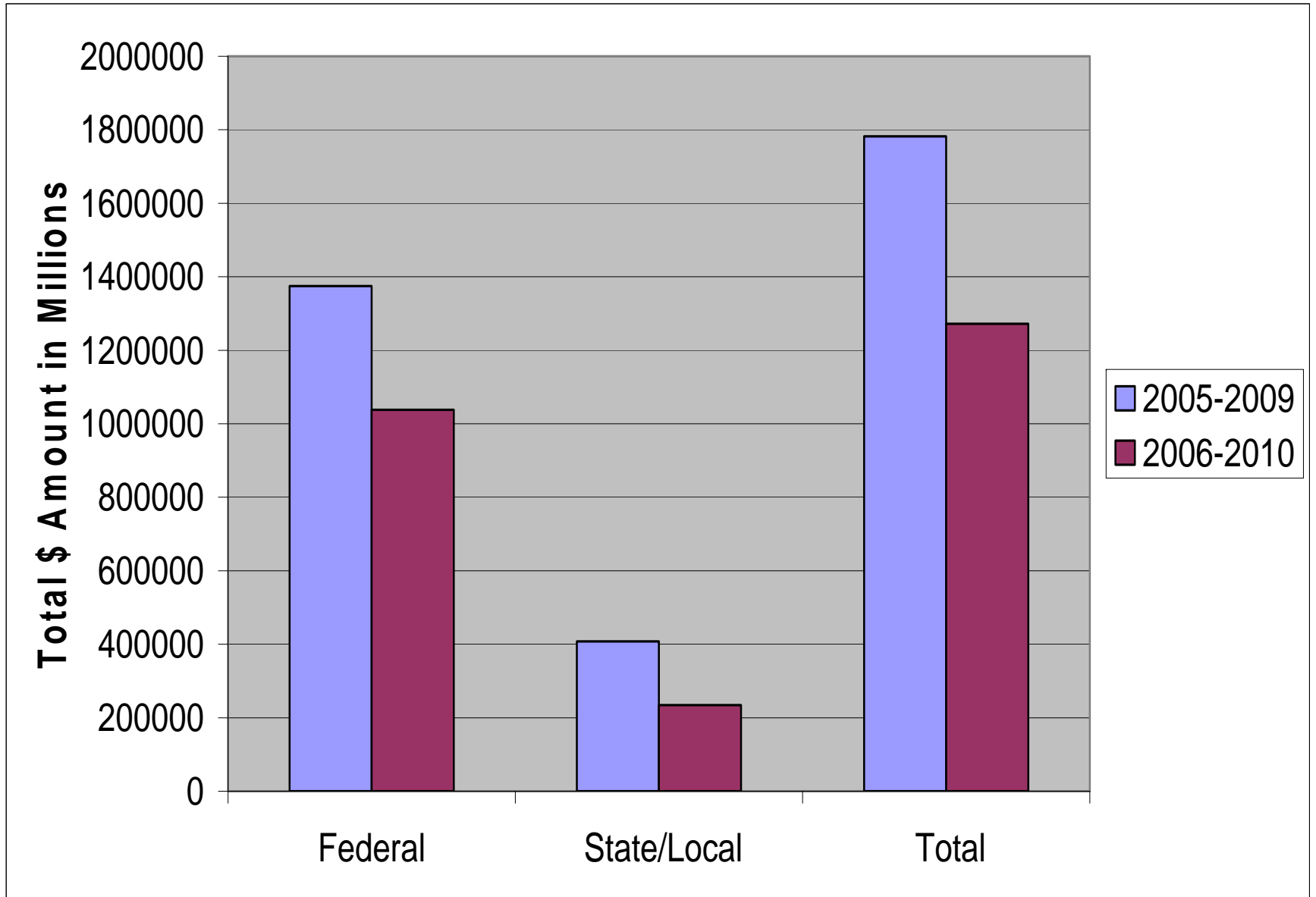


Exhibit V-2
Summary of the 2006 Annual Element by Project Listings

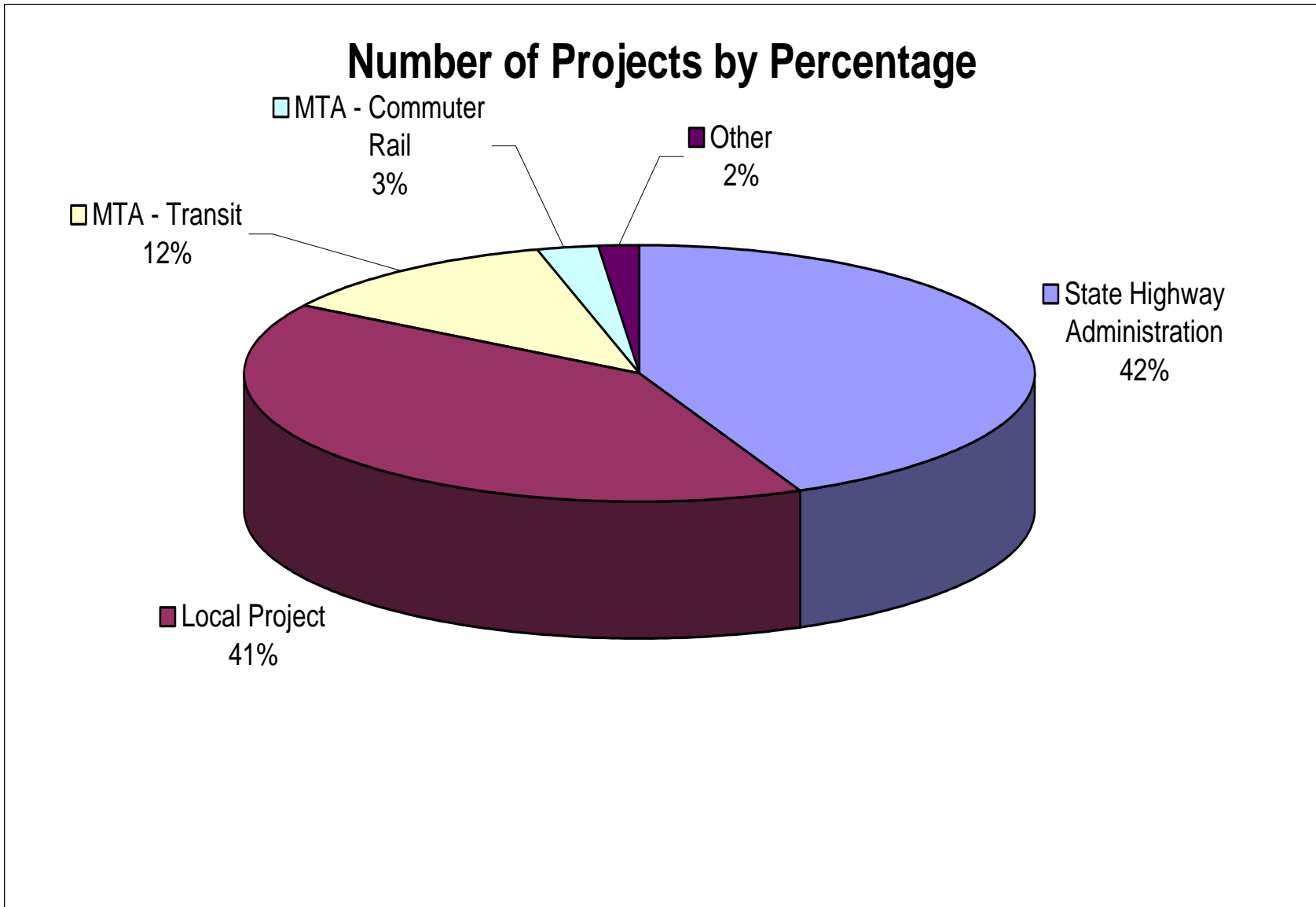


Exhibit V-2
Summary of the 2006 Annual Element by Project Listings

Percentage of Federal Funds

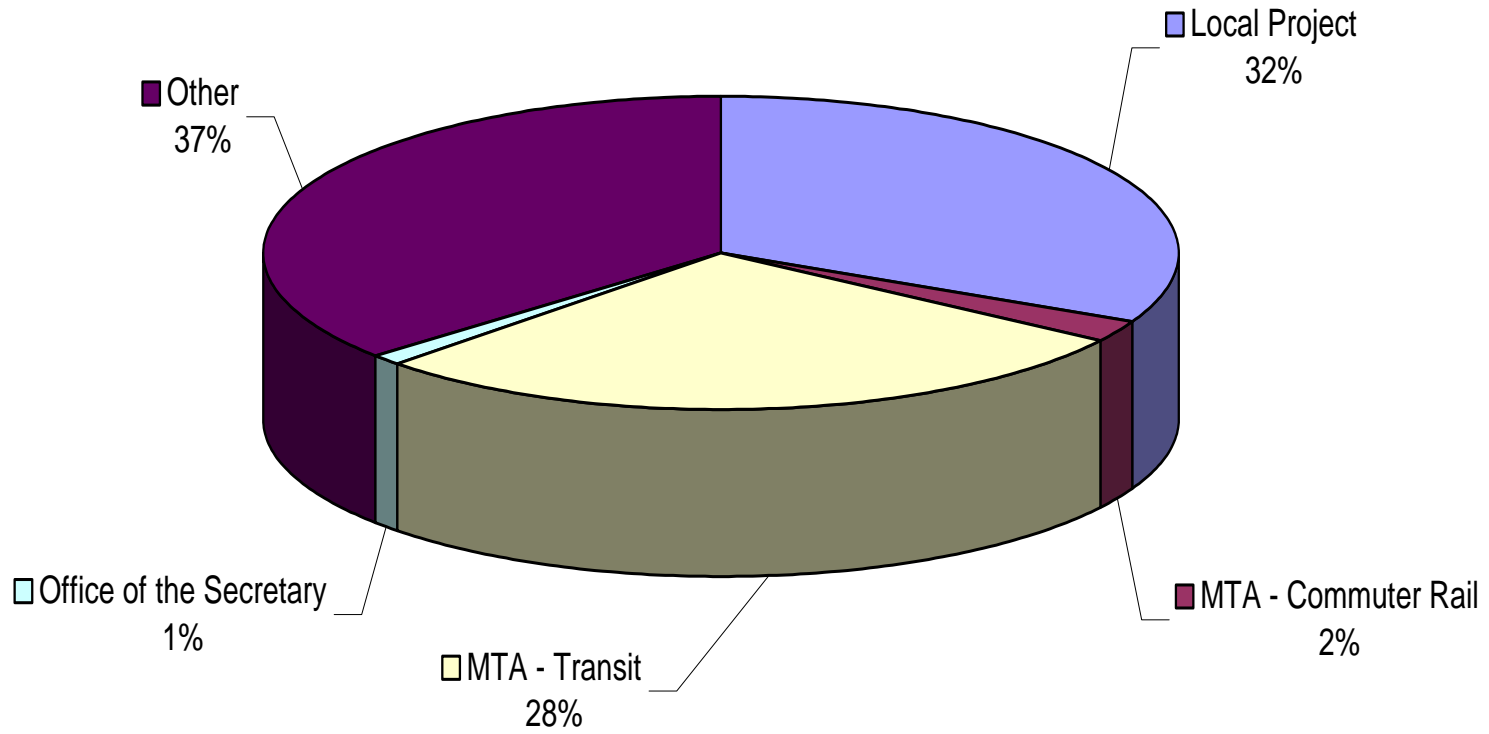


Exhibit V-3
Summary of the 2006 Annual Element by Project Type

Number of Projects by Percentage

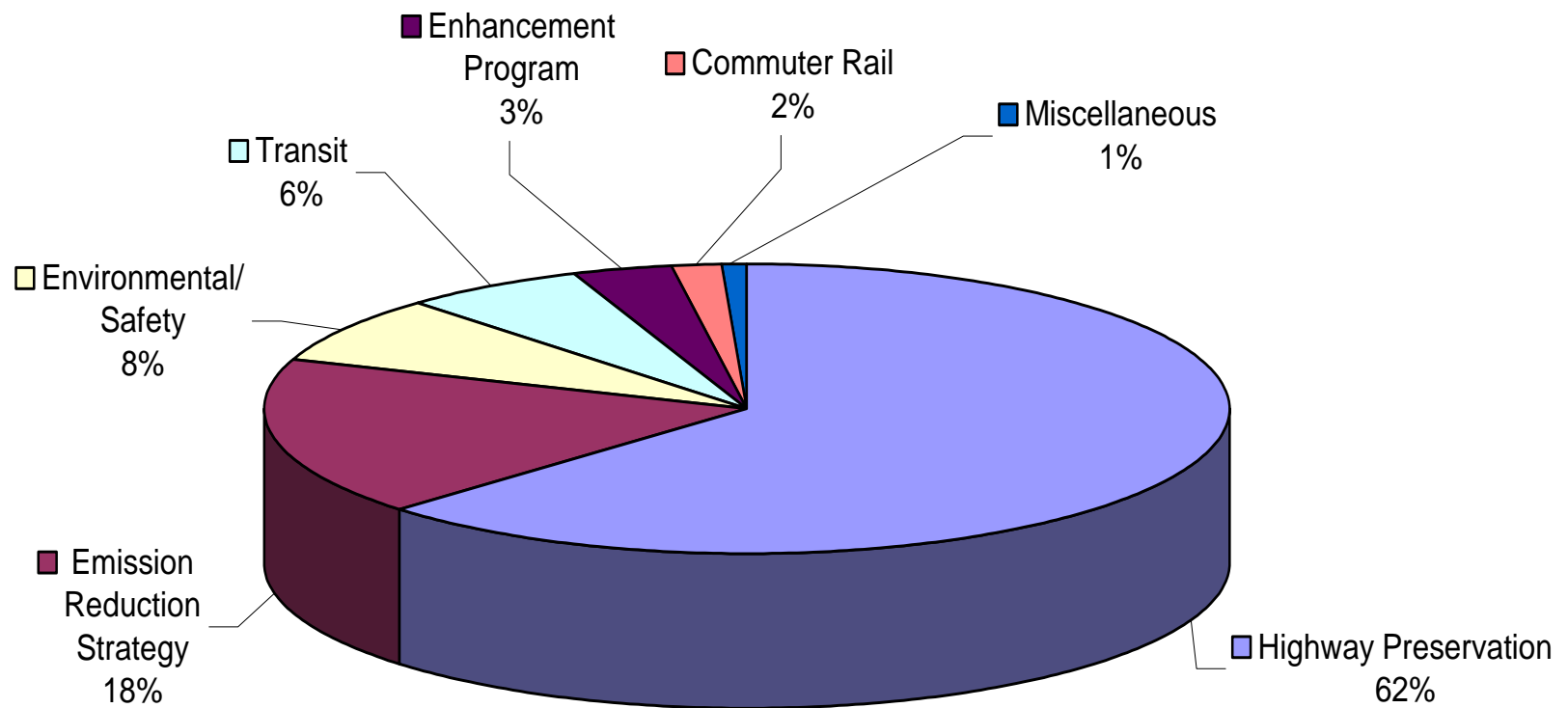


Exhibit V-4
Summary of the 2006 Annual Element by Fund Source

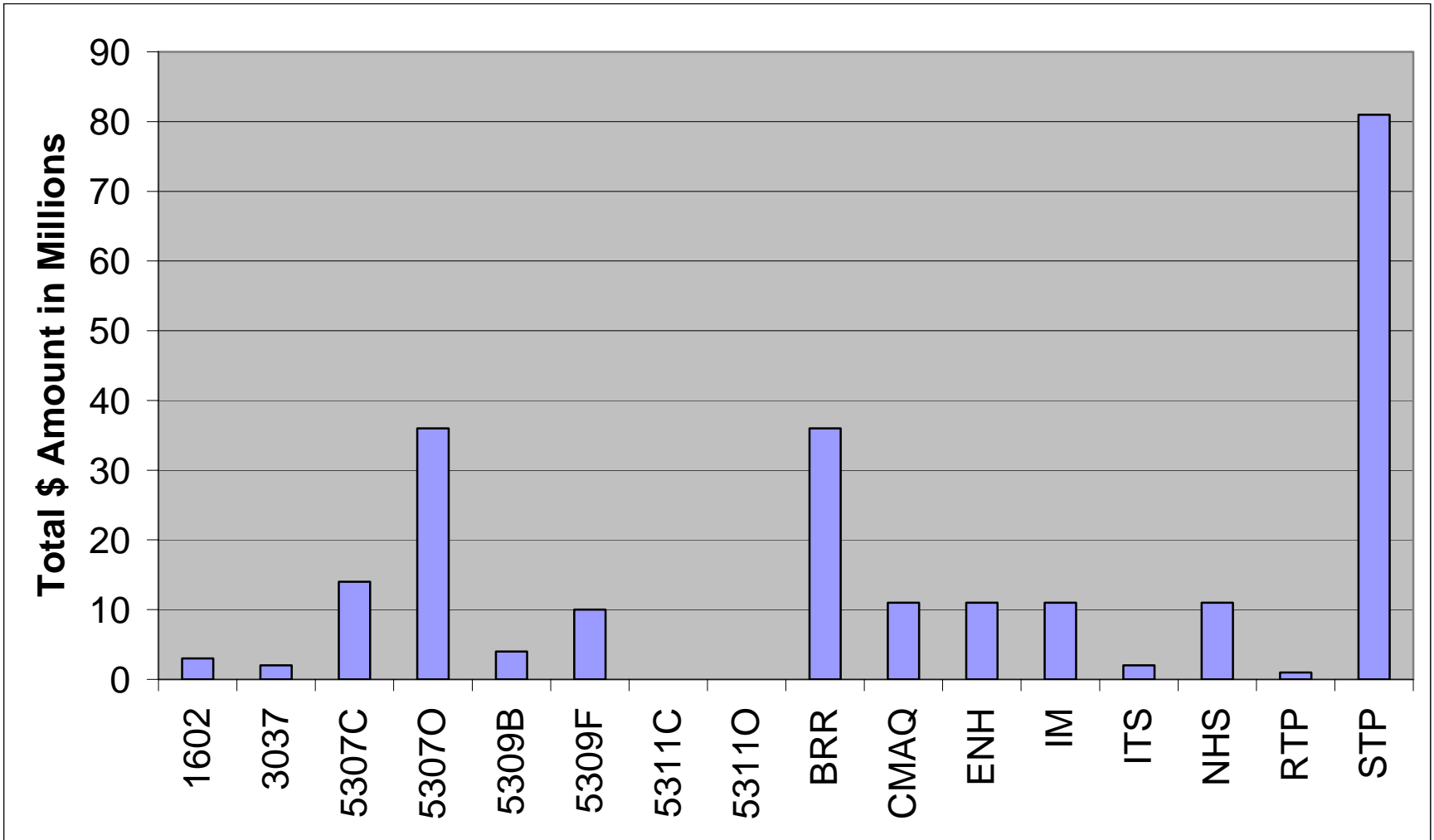


Exhibit V-5
Summary of the 2006 Annual Element by Fund Source

Percentage of Federal Funds

